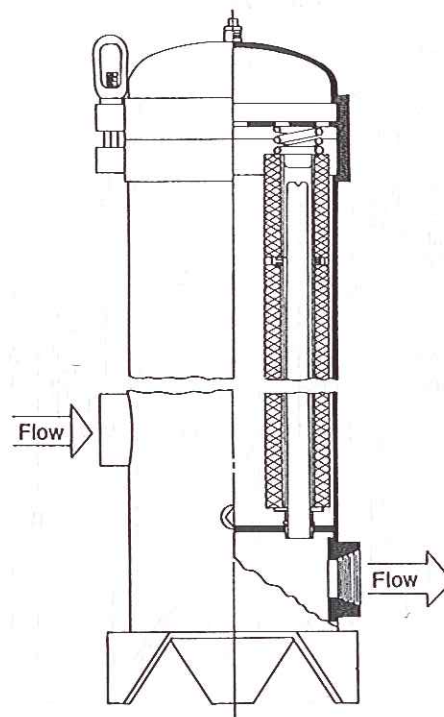



150 psig, Accepts Six 10, 20, 30 or 40 Inch Cartridges



Features and Benefits

The FMO series of filter housings are high quality multi-cartridge housings designed for the filtration of liquids or gases. The FMO is available in 304 stainless steel for most filtration requirements and in 316L stainless steel for more corrosive applications. Designed for operating pressures to 150 psig and liquid flow rates to 180 gpm, the FMO is the most dependable non-code multi-cartridge filter housing available on the market today.

- **Heavy Duty Construction** assures years of dependable service. Head and shell constructed of 18 gauge stainless steel.
- **Swing Bolt Closure** permits housing to be opened quickly for easy cleaning and cartridge replacement.
- **O-ring Head to Shell Seal** eliminates fluid leakage and frequent gasket replacement inherent in flat gasket designs.
- **6, 12, 18 or 24 Cartridge Series** allow choice of optimum housing size for a given flow rate.
- **150 psig Maximum Operating Pressure** permits FMO to be used in most filtration applications.
- **Stainless Steel Construction** features type 304 or 316L stainless steel material for all wetted components.
- **Optional Eye Nuts** permit housing to be opened without using a wrench.
- **Sealing Mechanisms** available to seal all Filterite and competitive cartridges including 9¾" to 10", 19½" to 20" and 29¼" to 30" cartridges.

Housing Specifications

Maximum Operating Pressure: 150 psig at 200° F
Construction: Non Code

	FMO A	FMO 316L
Head & shell:	304 S.S.	316L S.S.
Vent & drain plugs:	304 S.S.	316 S.S.
Bottom seat plates:	316 S.S.	316 S.S.

Connections:

Inlet & Outlet: 2" NPT, standard; 3", optional
 Drain: ½" NPT, upstream side
 Vent: ¼" NPT, cover

Shell O-Ring:

Standard: Ethylene Propylene
 Optional: Buna N and Viton A

Flange Option:

Available with 150 lb. ANSI raised face, slip-on flanges.

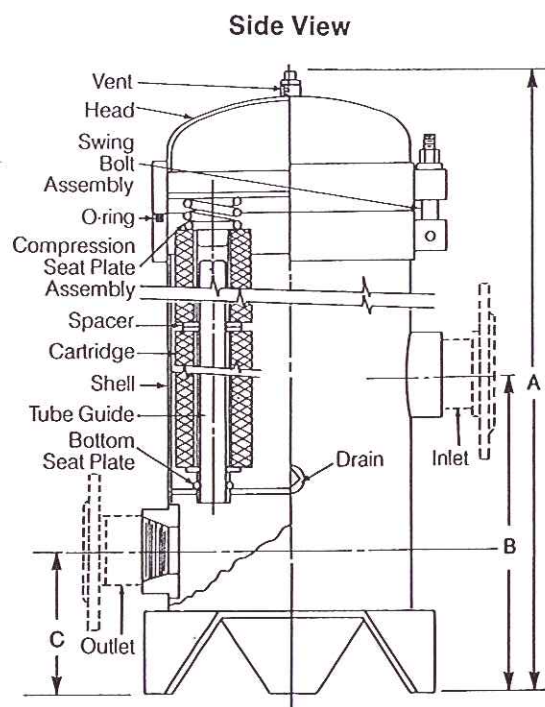
Eye Nut Option:

Eye nuts for swing bolt closure available. Standard unit supplied with hex nuts.

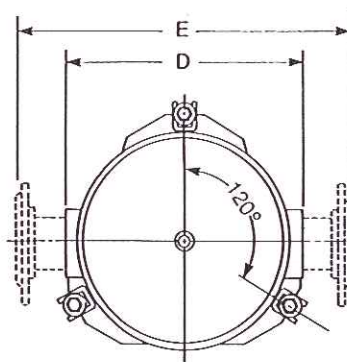
Internal Options:

316 S.S. compression seat plate assemblies, tube guides, and spacers. AccuSeal®, Uni-Seal®, and other sealing mechanisms available.

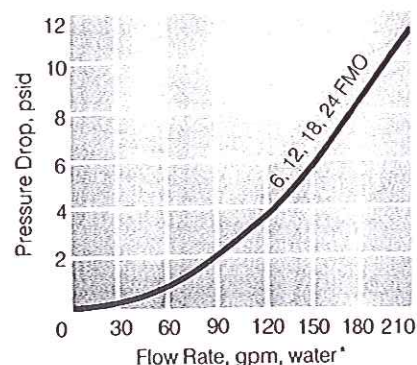
FMO Filter Housings



Top View



Housing Pressure Drop vs. Liquid Flow Rate



*For liquids other than water multiply the above values by the specific gravity of the liquid.

FMO Specifications

Model	Liquid ¹ Flow Rate (gpm)	Housing Dimensions (Inches)					Maximum Cartridge Diameter (Inches)	Weight (Pounds)	Overhead Clearance ² Required For Cartridge Removal (Inches)
		A	B	C	D	E			
6FMO1A-2	to 60	24						42	30
12FMO2A-2	to 120	34						45	50
18FMO3A-2	to 180	45	11 1/8	5 1/8	10 3/16	15	2 1/16	48	71
24FMO4A-2	to 180	56						51	91
6FMO1-316L-2	to 60	24						42	30
12FMO2-316L-2	to 120	34						45	50
18FMO3-316L-2	to 180	45	11 1/8	5 1/8	10 3/16	15	2 1/16	48	71
24FMO4-316L-2	to 180	56						51	91

Ordering Information

12 FMO 2 A — 2 F

Number of Cartridges—
10 inch equivalents

FMO—Model

Number of 10 inch equivalents per column

Material of Construction: A-304 S.S.
316L-316L S.S.

Inlet & Outlet Size (inches)

Flanges—optional

For optional eye nuts to replace hex nuts, specify Filterite part #10640-030 (three required).

FMO filter housings are also available to accept single open end cartridges using a 222 O-ring style seal. Consult Filterite for additional specifications and ordering information.

¹ Flow rate is dependent upon cartridge selection, fluid viscosity and allowable pressure drop. See graph above for housing pressure drop at various flow rates. Refer to cartridge nomograph to determine initial pressure drop due to the filter cartridges. The 24 FMO may be used to provide longer cartridge life and lower initial pressure drop; however, a flow rate in excess of 180 gpm is not recommended with 2" connections.

² 10 inch cartridges may be used instead of 20, 30, or 40 inch cartridges in 2, 3, or 4 deck housings which will reduce this height.

³ Inlet and outlet connections noted assume normal flow. For reverse flow applications, connections are reversed.

YOUR FILTERITE STOCKING DISTRIBUTOR IS:

**BRUNSWICK
TECHNETICS**

FILTRATION SYSTEMS

Bulletin 1749

FILTERITE

2033 Greenspring Drive, Timonium, Maryland 21093 • Phone: 301/252-0800 • Telex: 87670

© Copyright 1984 Brunswick Corporation • All Rights Reserved • Printed in the U.S.A. • MS/560 F • 6M • 2/85 • JG

96724

Custom Vessel Designs

Many of our vessels are custom-designed for specific applications. Among materials that have been used are Everdur, Inconel, Monel, Aluminum, Carpenter 20, Nickel, Hastelloy-C, and many others. Special design configurations include steam jacketed, removable baskets, conversion assembly, and very large high pressure vessels to ASME code requirements.

The High Flow horizontal vessel, utilizing the Filterite Uni-Seal® system for fast, easy cartridge replacement, illustrates our continued desire to improve filtration technology. This particular vessel, mounted overhead or on the floor, prevents contaminant from falling into the gathering chamber and, with the Uni-Seal® system, filter cartridges are perfectly aligned for trouble-free operation.

A Full Product Line

Low Flow • Medium Flow • High Flow • High Pressure
Modular • Non-Metallic • Lined & Coated • Custom Designs

A full product line is at your disposal with our experienced engineers to assist you in selecting the proper size and material. But, if our standard product line does not fit your particular application, then we'll custom design your vessel, just as we have for more than 3500 other customers.

An overview of our product line of pressure vessels is described in the following pages. For more information about a particular vessel, request the referenced bulletin, or better yet, call the Filterite Distributor in your area.

Filterite Vessel Nomenclature

LOW FLOW		MEDIUM FLOW		HIGH FLOW	
LMO	Liquid Monoshell O Ring Non Code	CMC	Cast Multitube Center Bolt Non Code	MSO	Multitube Swing Bolt O Ring ASME Code
LMOU	Liquid Monoshell O Ring Polypropylene Non Metallic	FMO	Fabricated Multitube O Ring Non Code	MSOH	Multitube Swing Bolt O Ring Horizontal ASME Code
LMOUP	Liquid Monoshell O Ring Polycarbonate Non Metallic	UMO	Unfired Miniature O Ring ASME Code	MODULAR	
LMOVS	Liquid Monoshell O Ring Variable Seal	LH	Liquid High Pressure O Ring Non Code	OMF	Occupational Modular Filter ASME Code
				LINED AND COATED	
				FR	Lined Vessel - Rubber Available ASME Code or Non Code

3

96724

LMO Models



LMO4



LMO6



LMO8

Low Flow


Material: Cast Iron & Steel, Brass with Stainless Shell Type 316 S.S.
Flow Range: LMO4: 1/2 to 4 GPM
 LMO6: 1 to 6 GPM
 LMO8: 1 1/2 to 8 GPM
 LMO10: 2 to 10 GPM
 LMO20: 4 to 20 GPM

No. of Tubes: Single: 4, 6, 8, 10 & 20 inch lengths
Stand. Operating Pressure: 125 PSIG or Full Vacuum
O Ring Seal Mat.: Ethylene Propylene Standard
 Optional: Neoprene, Teflon, Silicone, Buna-N & Viton A

SEE BULLETIN: 1712



CMC Model
 Cast Multi-tube Center Bolt



FMO Model
 Fabricated Multi-tube O Ring

Medium Flow

Material: Cast Iron & Steel, Nickel-plated Brass Type 316 S.S.
Flow Range: 6 to 180 GPM
No. of Tubes: 3 to 18 10-inch Equivalents
Stand. Operating Pressure: 150 PSIG
Gasket Mat.: Ethylene Propylene Standard
 Plant Fiber, Neoprene, Asbestos, Teflon, Buna-N, Viton A optional

Material: Type 304 Stainless Steel
Flow Range: 12 to 240 GPM
No. of Tubes: 6 to 24 10-inch Equivalents
Stand. Operating Pressure: 150 PSIG
Gasket Mat.: Ethylene Propylene, O Ring Standard. Viton A, & other material optional

SEE BULLETIN: 1741

SEE BULLETIN: 1748

4