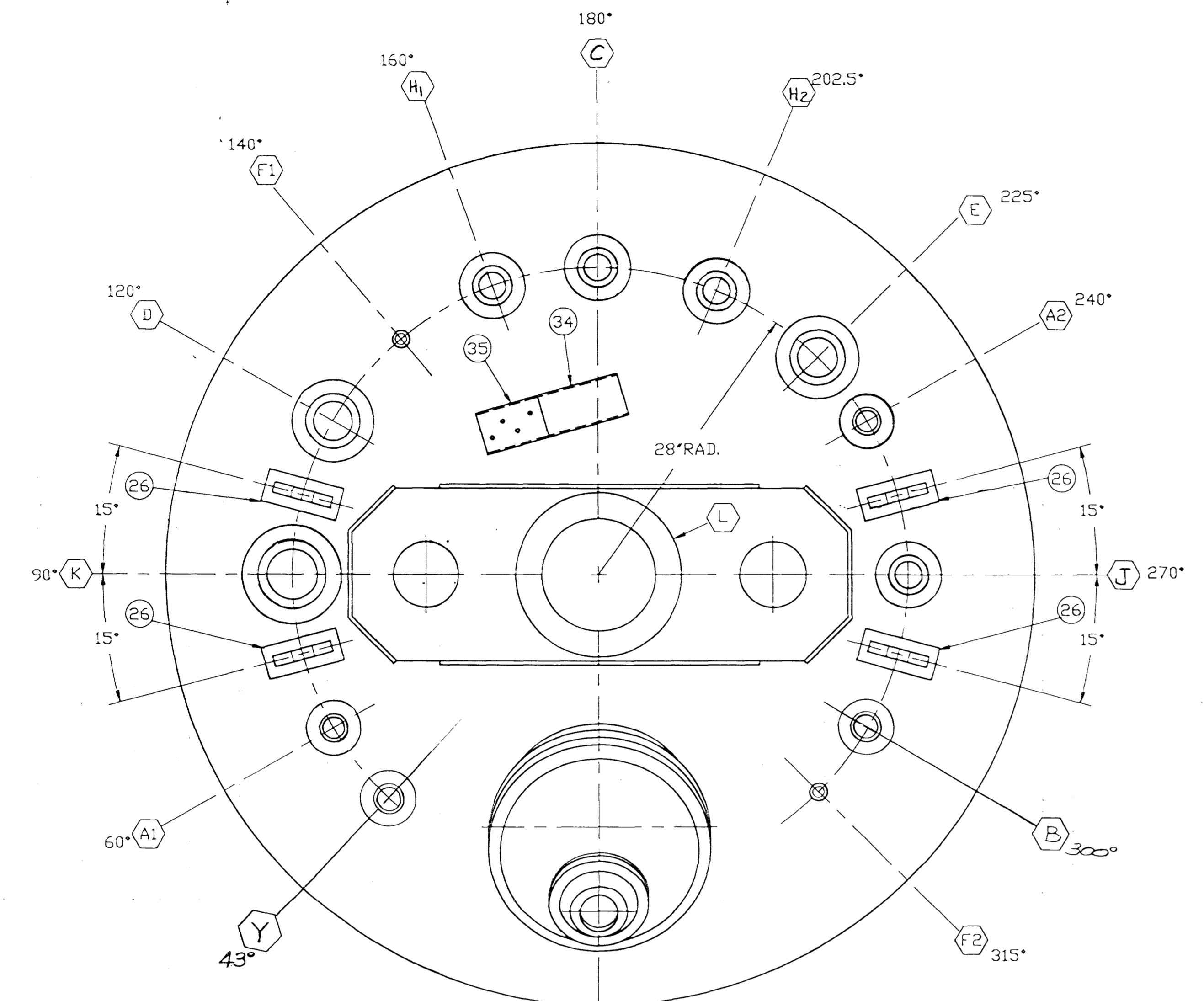
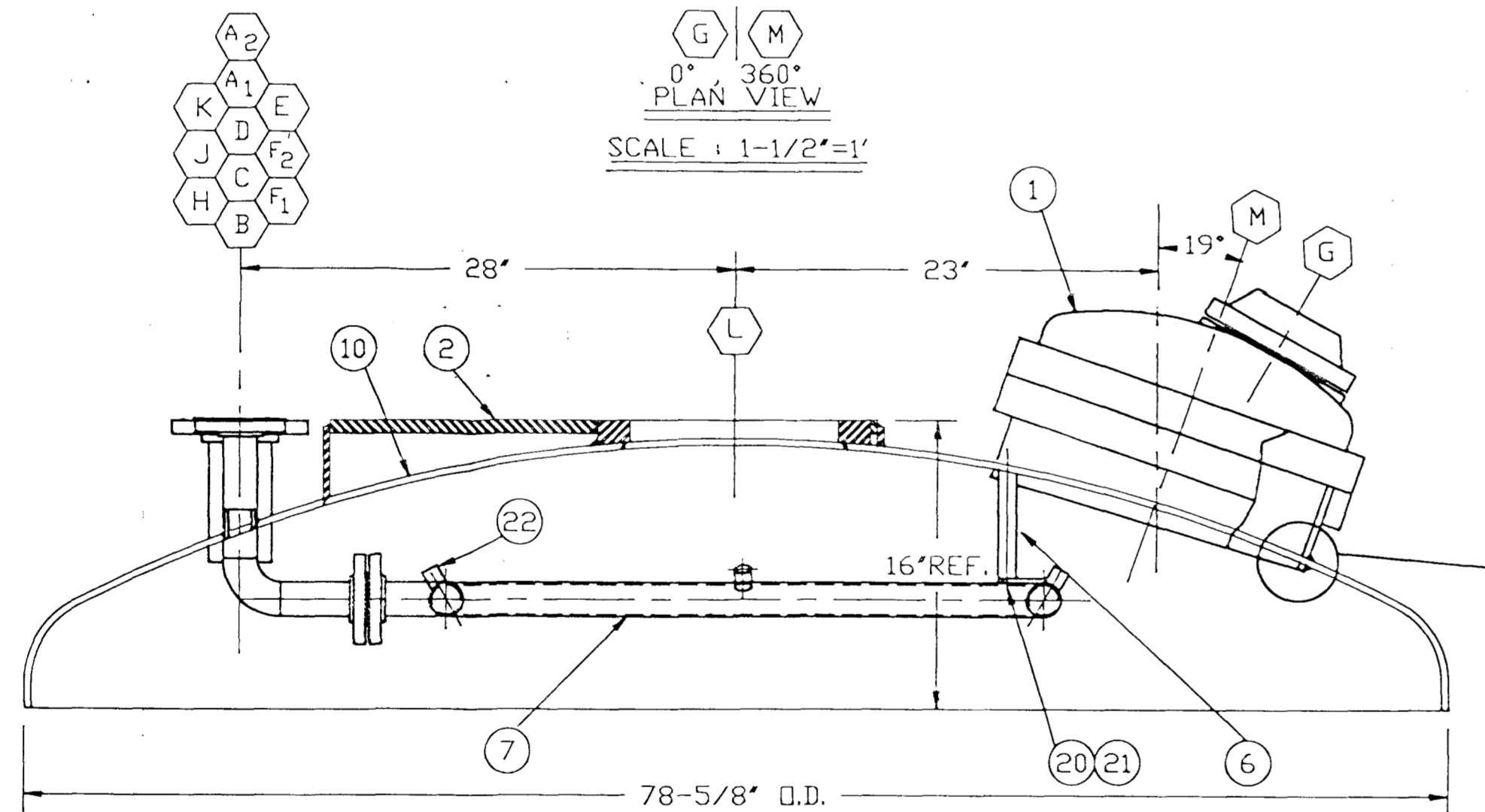


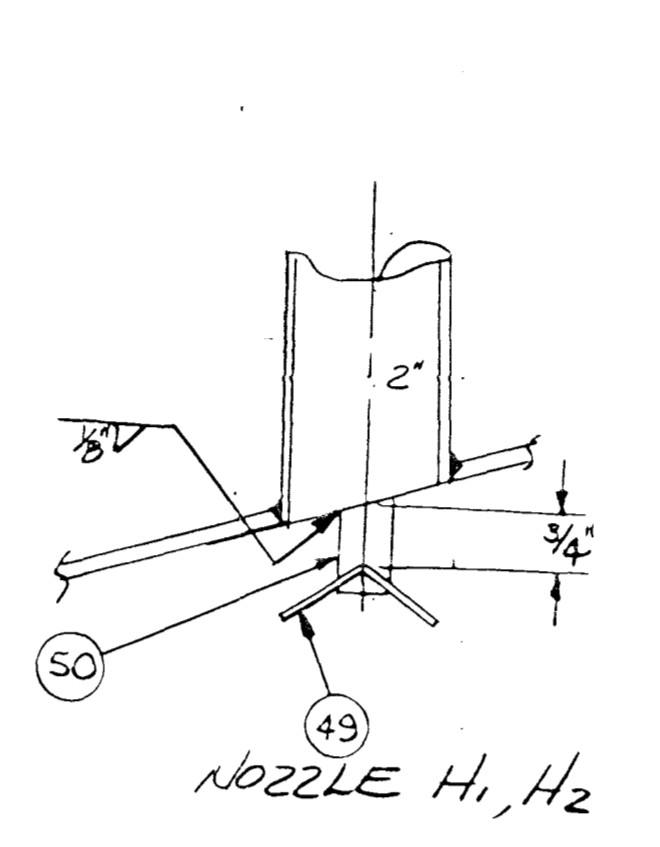
ALL BOLT HOLES STRADDLE MAJOR CENTER LINES UNLESS OTHERWISE SPECIFIED BY NOTE.



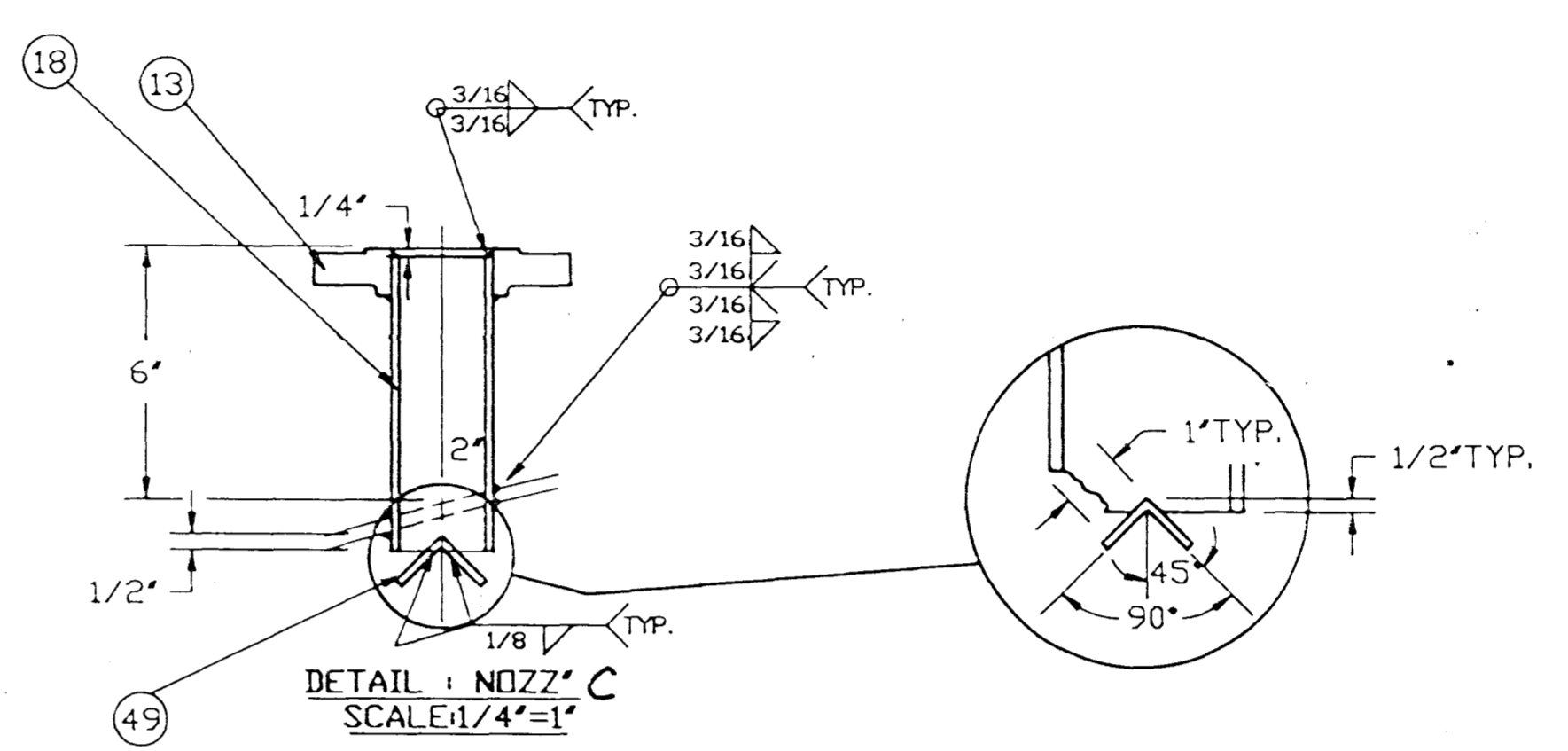
PLAN VIEW
SCALE: 1-1/2"=1"



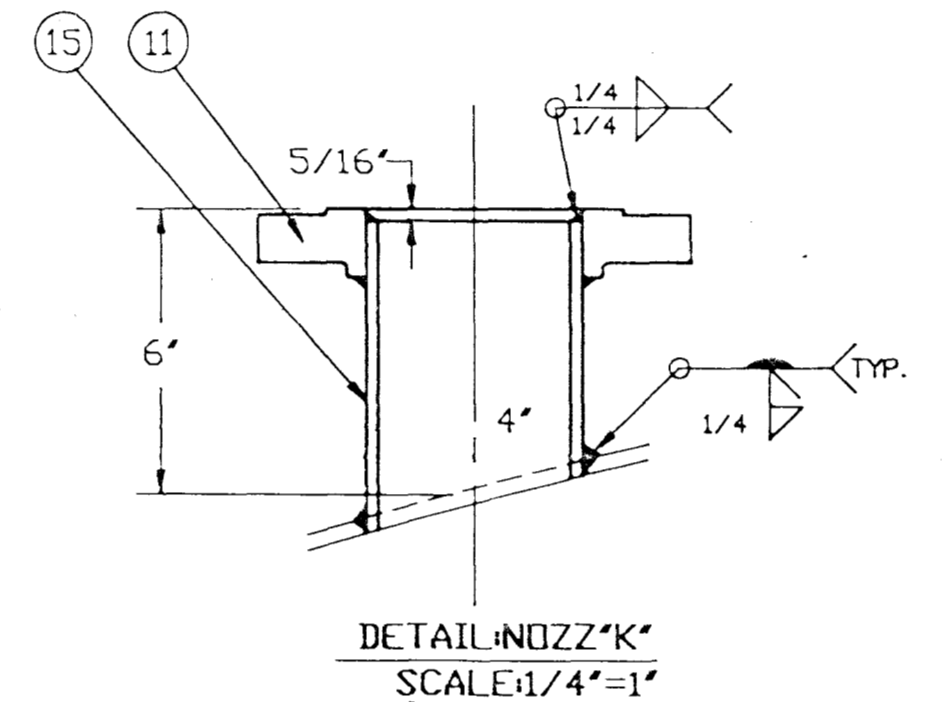
ELEVATION VIEW (NOZZLES ROTATED FOR CLARITY)
SCALE: 1-1/2"=1"



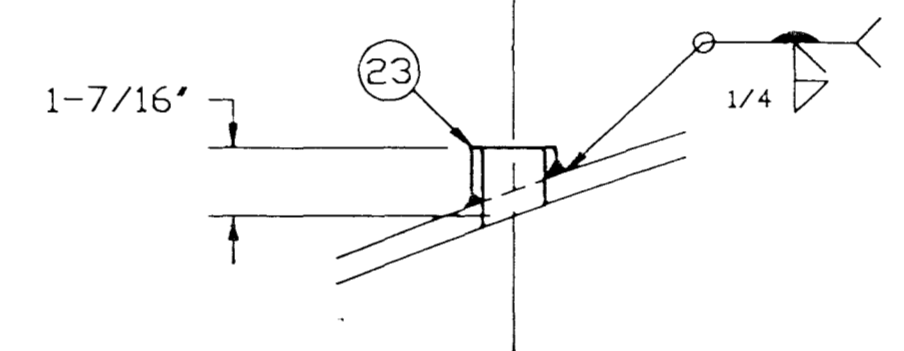
NOZZLE H1, H2
SCALE: 1/4"=1"



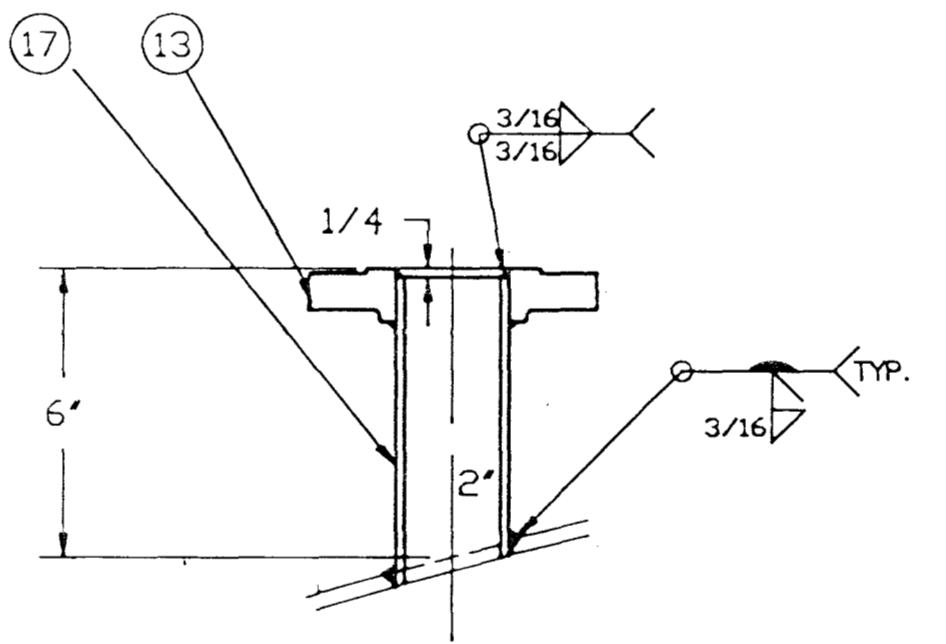
DETAIL: NOZZ C
SCALE: 1/4"=1"



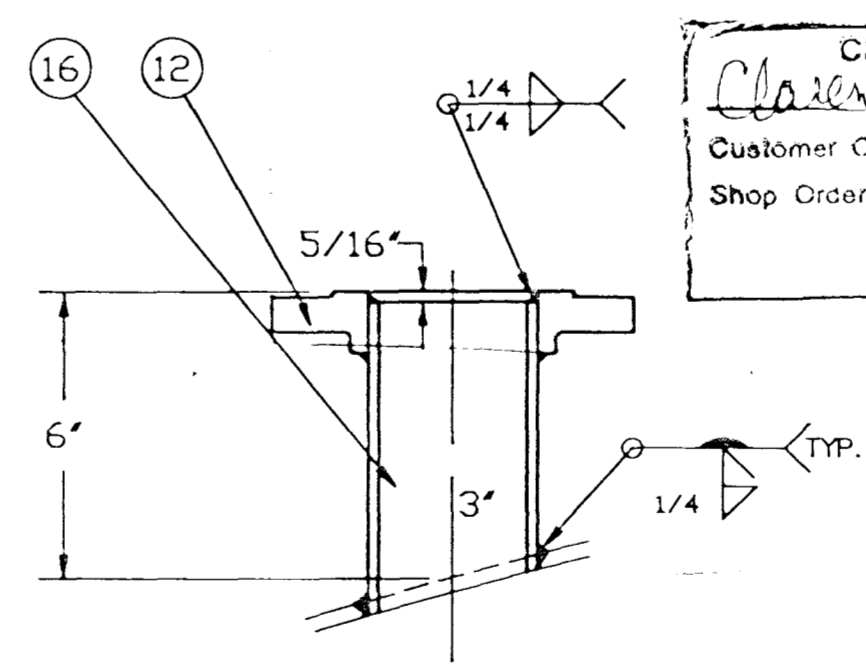
DETAIL: NOZZ K
SCALE: 1/4"=1"



DETAIL: NOZZ F1, F2
SCALE: 1/4"=1"



DETAIL: NOZZ B, J
SCALE: 1/4"=1"

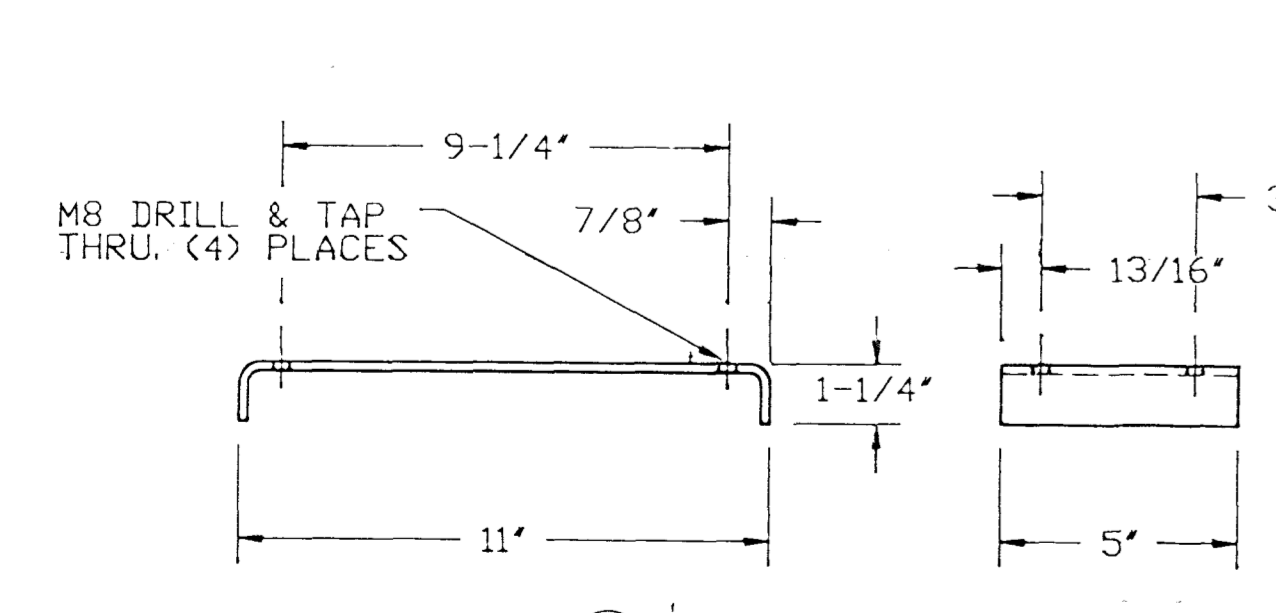


DETAIL: NOZZ E
SCALE: 1/4"=1"

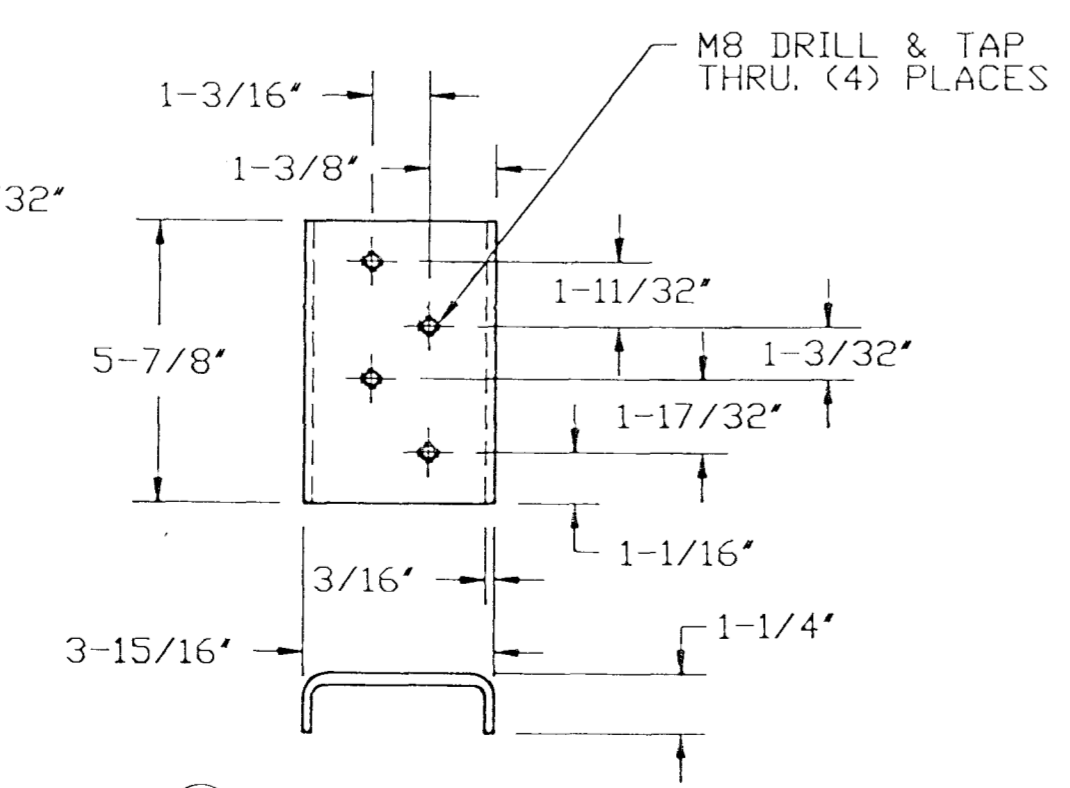
Approved
P.A. [Signature]
H.T. [Signature]

(*) 10. FULL X-RAY IF 2 PC. PARTIAL STAMP, U2 DATA REPORT REQ'D.

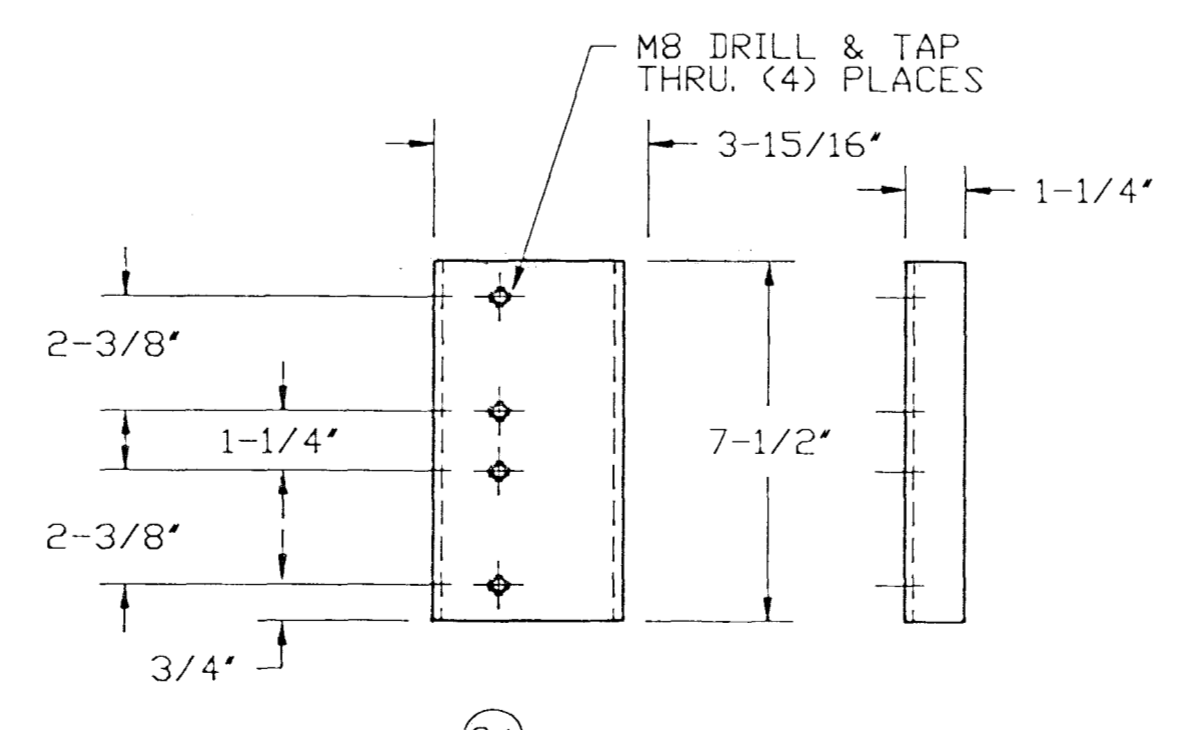
CERTIFIED PART
Customer Order No. 1FCC 12571W
Shop Order No. 841 PF. 115
ROSEMUND
Charlotte, N.C. 28240



CONTROL UNIT BRACKET
LOCATE & ASSY
SCALE: 1/4"=1"



MANIFOLD BRACKET
Q2 REQ'D
SCALE: 1/4"=1"



MANIFOLD BRACKET
Q2 REQ'D
SCALE: 1/4"=1"

CAD REFERENCE NO.
RD00035A

ASME CODE

CALC. ASSY. NO.
CA-R3-A

Y	H2	1	2"	150#	RFSO	SPARE W/ BLIND
						PRODUCT INLET
						MANWAY
						AGITATOR
						SPARE W/ BLIND
						SPARE W/ BLIND
						PRODUCT INLET
						SAFETY GLASS ON MANWAY
						LIGHT GLASS
						SAFETY RELIEF VALVE
						RELIEF
						SPARE W/ BLIND
						NITROGEN
						SPARE
						WASH-SPRAY RING
NO.	QTY.	SIZE	RATING	TYPE	SCH.	SERVICE/DESCRIPTION

NO.	QTY.	DESCRIPTION	MATERIAL	U.C. PART NO.	DRAWING NO.	QTY./PER.
4	1	SHEET, 11 GA X 2' X 2' (FORM INTO ANGLE)	SA-240-316L	6520272		.0006
2	1	SHEET, 11 GA X 2' X 2' (FORM INTO ANGLE)	SA-240-316L	6520272		.001
1	1	PLATE, 3/16" THK X 5' X 12-3/4" LG.	SA-240-304	6555020		.0074
1	1	PLATE, 3/16" THK X 5-11/16" X 5-7/8" LG.	SA-240-304	6555020		.004
1	1	PLATE, 3/16" THK X 5-11/16" X 7-1/2" LG.	SA-240-304	6555020		.005
1	1	BRACKETS	P/N-9124397			
4	4	LIFTING LUG	SA-240-304	1400079	B-1400079	4
2	2	COUPLING, 1" - 3000# SCR.	SA-182-316L	0120418		2
10	10	SPRAY NOZZLE, 1/2" HH40 SPRAYINGS.	316L	9123643		10
1	1	VASHER, LOCK 5/8"	316	6606904		1
1	1	BOLT, HEX HD, 3/8" NC X 3/4" LG.	316	6606051		1
1	1	PIPE, 1-1/2" SCH. 40 X 8-5/16" LG.	SA-312-316L	6782000		1.386
1	1	PIPE, 2" SCH. 40 X 8" LG.	SA-312-316L	6783000		.667
5	5	PIPE, 2" SCH. 40 X 6-3/4" LG.	SA-312-316L	6783000		1.688
2	2	PIPE, 3" SCH. 40 X 7-1/4" LG.	SA-312-316L	6785000		1.188
1	1	PIPE, 4" SCH. 40 X 7-3/16" LG.	SA-312-316L	6787000		.599
1	1	FLANGE, SLIP-ON 1-1/2" 150# R.F. ANSI	SA-182-316L	0120530		2
2	2	FLANGE, SLIP-ON 2" 150# R.F. ANSI	SA-182-316L	0120531		4
2	2	FLANGE, SLIP-ON 3" 150# R.F. ANSI	SA-182-316L	0120533		2
1	1	FLANGE, SLIP-ON 4" 150# R.F. ANSI	SA-182-316L	0120535		1
1	1	HEAD, ASME FLD - 3/8" THK X 78-5/8" O.D., 78-5/8" DR., 1-1/2" PSF.	SA-240-316L	9123878		1
1	1	SPRAY RING DETAIL	B/M	9124415	E-3600283	
1	1	SPRAY RING SUPPORT	B/M	9124414	E-3600283	
1	1	PREP. PARTS P/N 9124399				
1	1	BRACKETS	P/N 9124397			
1	1	AGITATOR PLATE ASSEMBLY	B/M	3600284	E-3600284	
1	1	MANWAY 18" SPRING LOADED W/ 4" SIGHT GLASS	B/M	3600281	E-3600281	

BILL OF MATERIAL P/N * 3600274

REV. G
F
E
D
C
B
A

DESCRIPTION: 13 WAS 3, ADD 2(2) NOZZLES TO TOP RD, WAS 1/4" DIA
CUSTOMER CHGS. & REL. TO SHOP

DATE: 9/14/89
BY: [Signature]
CHECKED: [Signature]
APPROVED: [Signature]

GASTON COUNTY FABRICATION
A DIVISION OF GASTON COUNTY DYING MACHINE COMPANY
STANLEY NORTH CAROLINA 704 263 3785

CUSTOMER: ROSEMUND INC., CHARLOTTE NC
DUPONT PLANT, CROCKETVILLE, I.D.H.F.R.I.N.D.7571

TITLE: P.O.L.F.C.C. 12571W.E.N. 507B-200-3
HEAD ASSY., 3in2, 316L

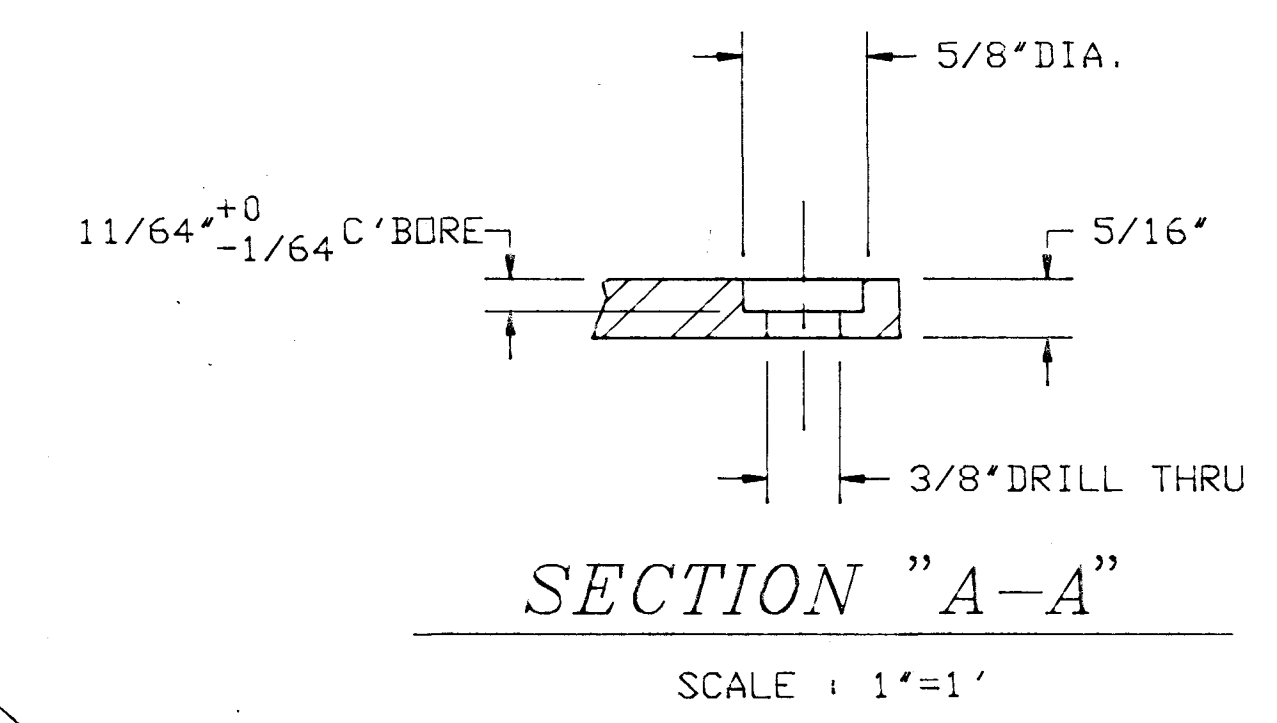
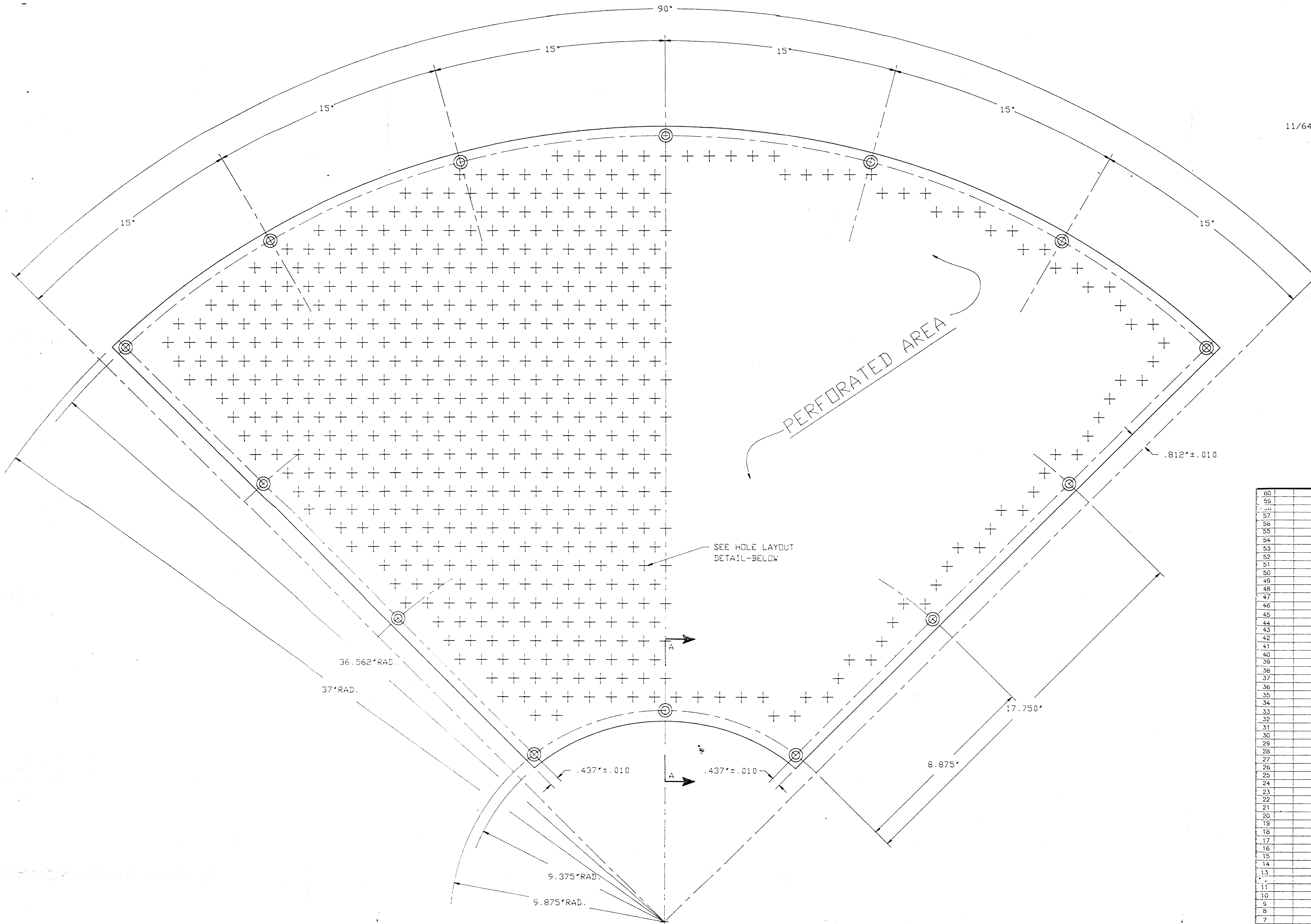
CUSTOMER P.O. NO.:
CUSTOMER ITEM NO.:

DRAWN BY: THOMAS A. DAVIS DATE: 8-27-89 CHECKED BY: [Signature] DATE: 9-14-89
SHOP ORDER NO.: F-80004 A NO. REQUIRED: 1 SHEET: 1

SHEET 3 of 14

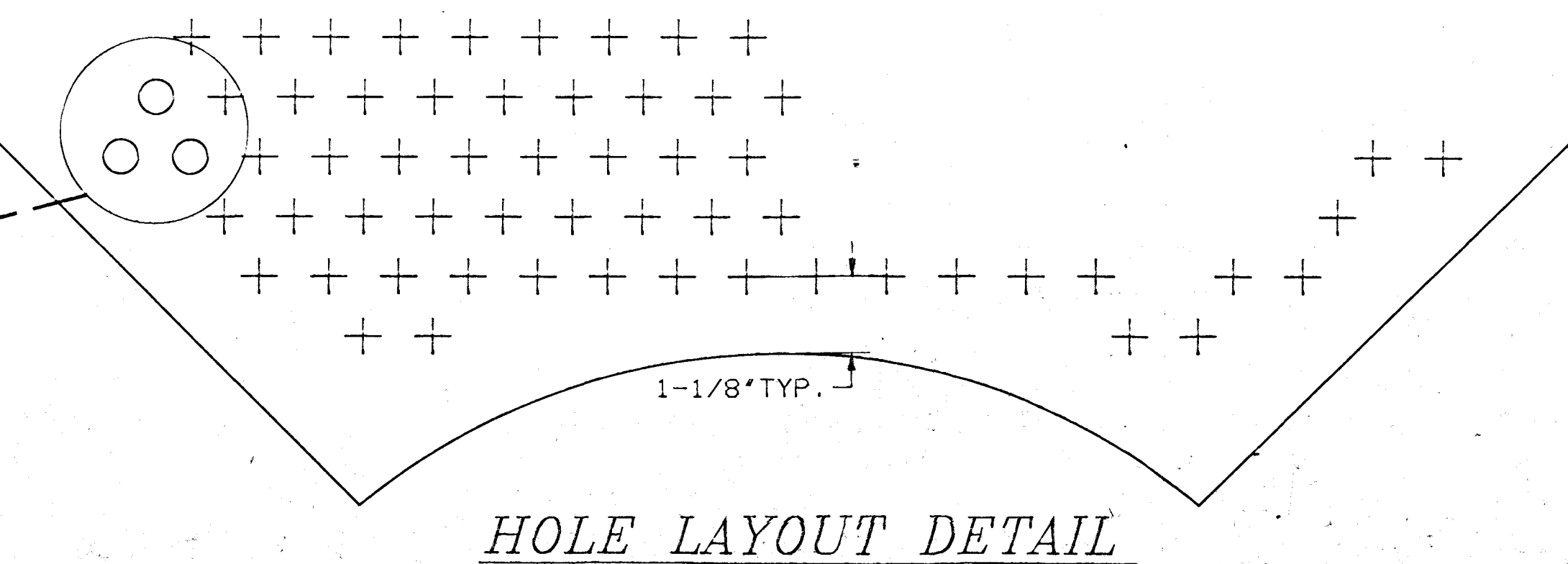
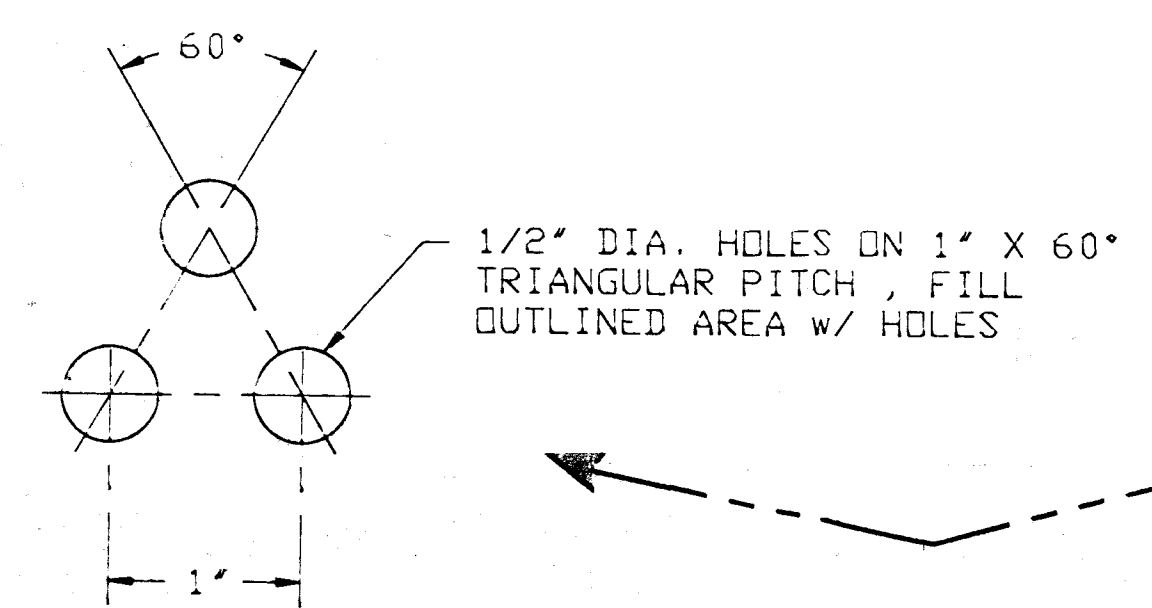
SCALE: 1-1/2"=1'

No. E-3600285



Customer: *[Signature]*
 Shop Order No. *[Number]*
 GASTON COUNTY FABRICATION

① PERFORATED PLATE
 SCALE: 6"=1"
 (4) REQ'D.
 MUST BE FLAT WITHIN .040"

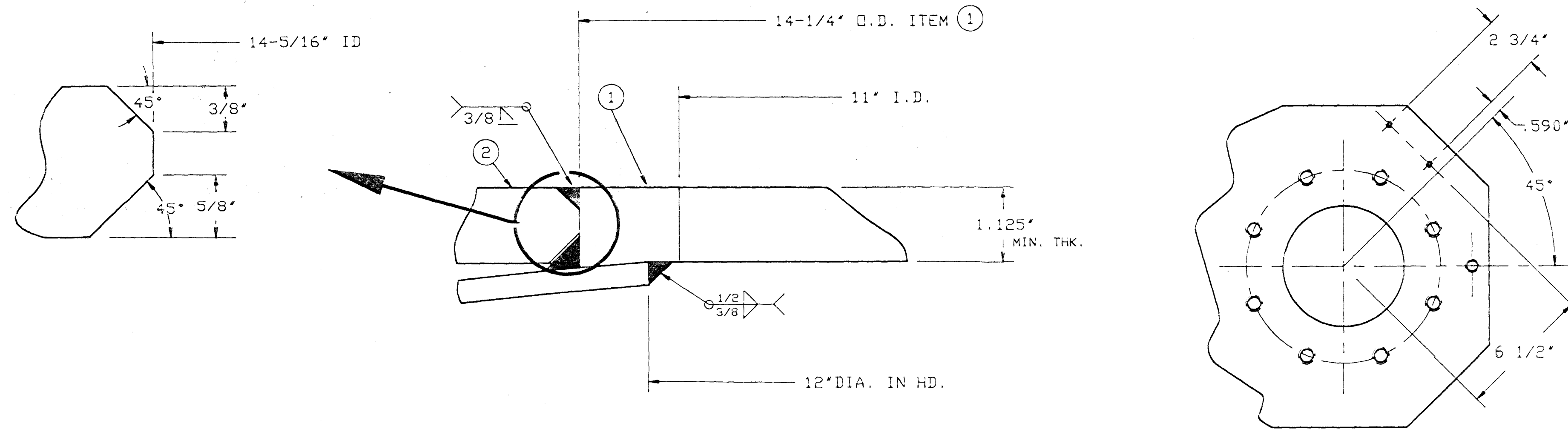
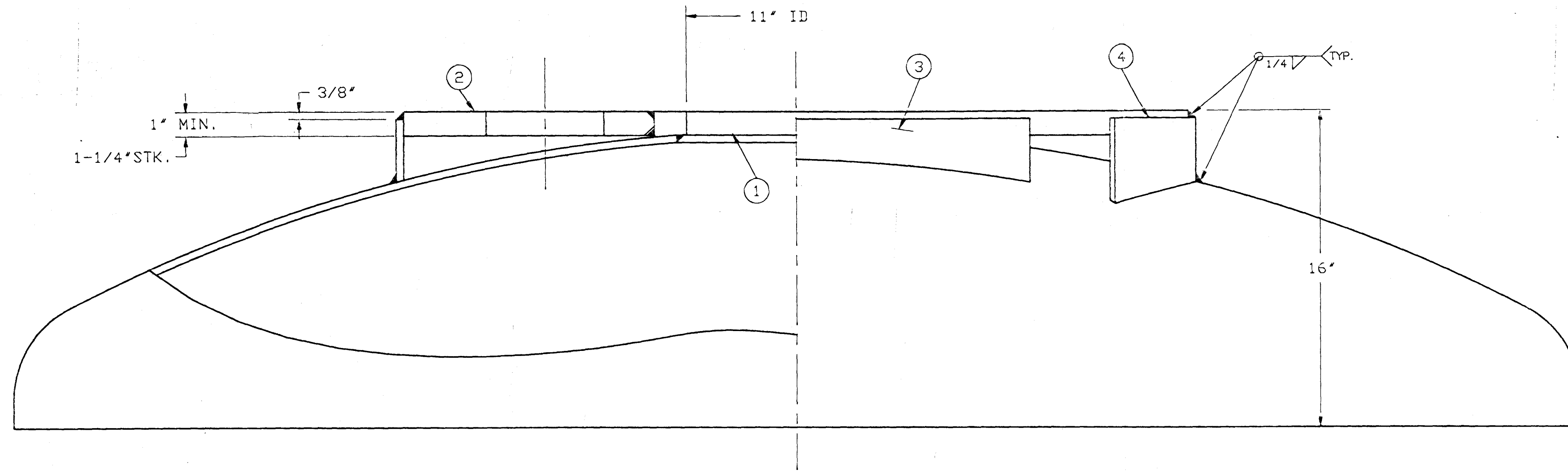


60					
59					
58					
57					
56					
55					
54					
53					
52					
51					
50					
49					
48					
47					
46					
45					
44					
43					
42					
41					
40					
39					
38					
37					
36					
35					
34					
33					
32					
31					
30					
29					
28					
27					
26					
25					
24					
23					
22					
21					
20					
19					
18					
17					
16					
15					
14					
13					
12					
11					
10					
9					
8					
7					
6					
5					
4					
3					
2					
1	4	PLATE, 5/16\"/>			

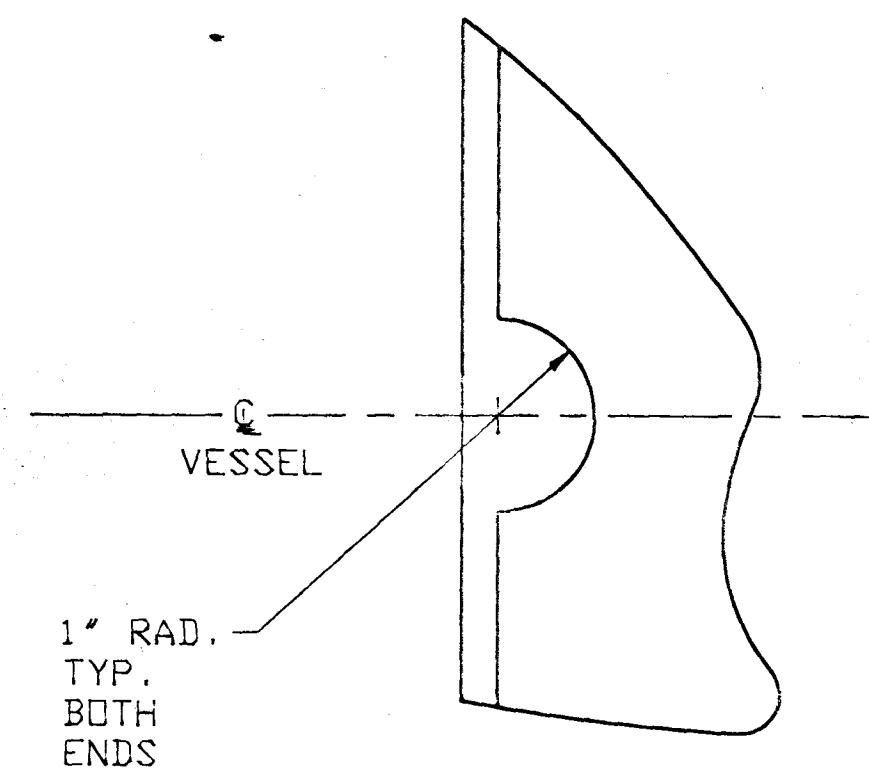
GASTON COUNTY FABRICATION					
A DIVISION OF GASTON COUNTY DIVING MACHINE COMPANY					
STANLEY, NORTH CAROLINA 28054-4765					
CUSTOMER: ROSENMUND INC., CHARLOTTE NC					
DUPONT, PLANT, CROLEVILLE, OHIO; PROJ. NO. 7571					
TITLE: P.O. LFCC-12671WJE.N. 5072-20-3					
FILTER PLATE DETAIL, 3m2, 316L					
CUSTOMER P.O. NO.		CUSTOMER ITEM NO.			
DRAWN BY: THOMAS A. DAVIS		DATE: 6-27-89	CHECKED BY: MKM	DATE: 7-22-89	
SHOP ORDER NO. F-80604 A		NO. REQUIRED: 1	SHEET: 6	OF: 14	REV.:
SCALE: 6"=1'		No. E-3600277 A			

CAD REFERENCE NO.
RD00040A

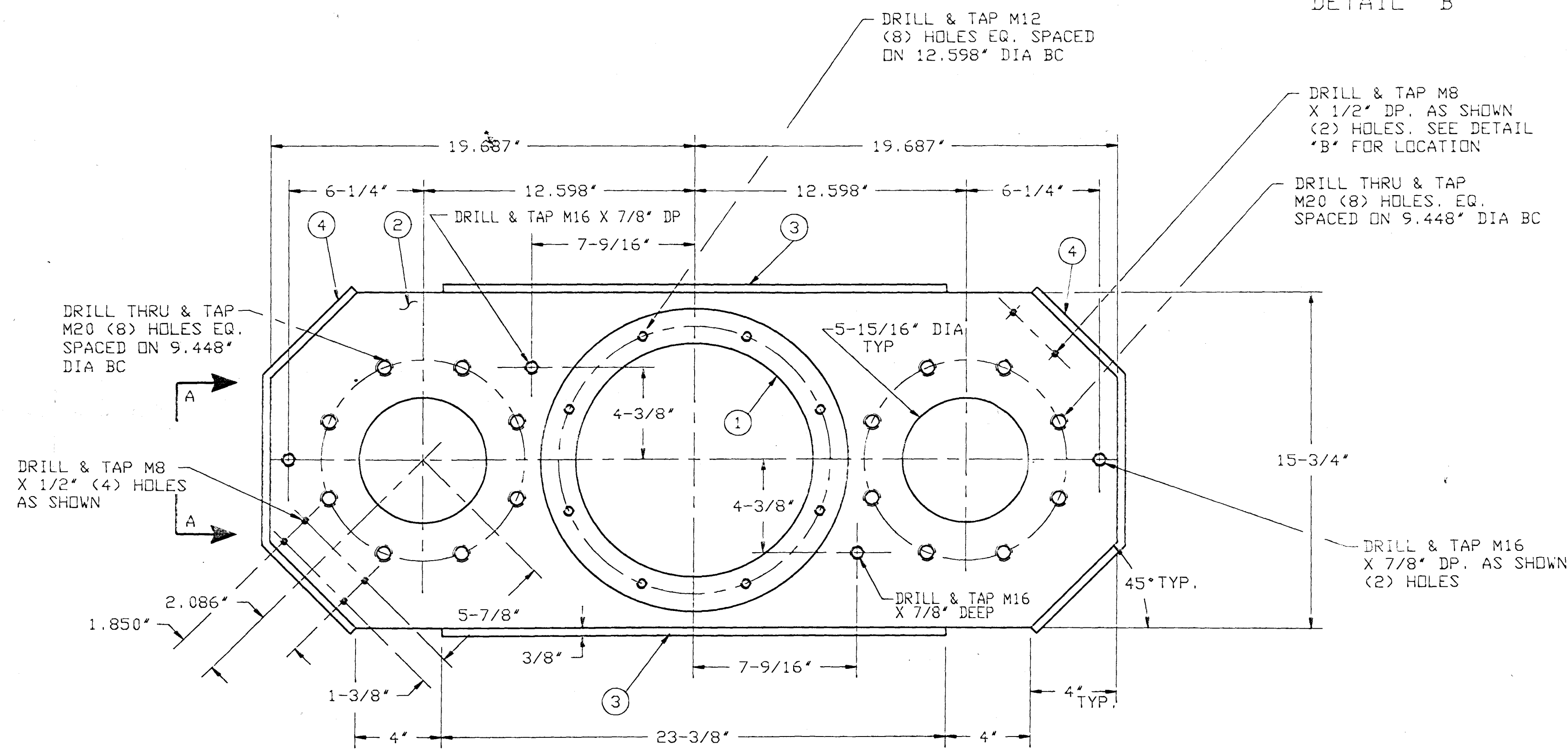
Customer Order No. *93493*
 Shop Order No. *89-2819*
 ROSENMUND
 Charlotte, N.C. 28278



DETAIL "B"



VIEW "A-A"
SCALE: 6"=1'



ASME CODE

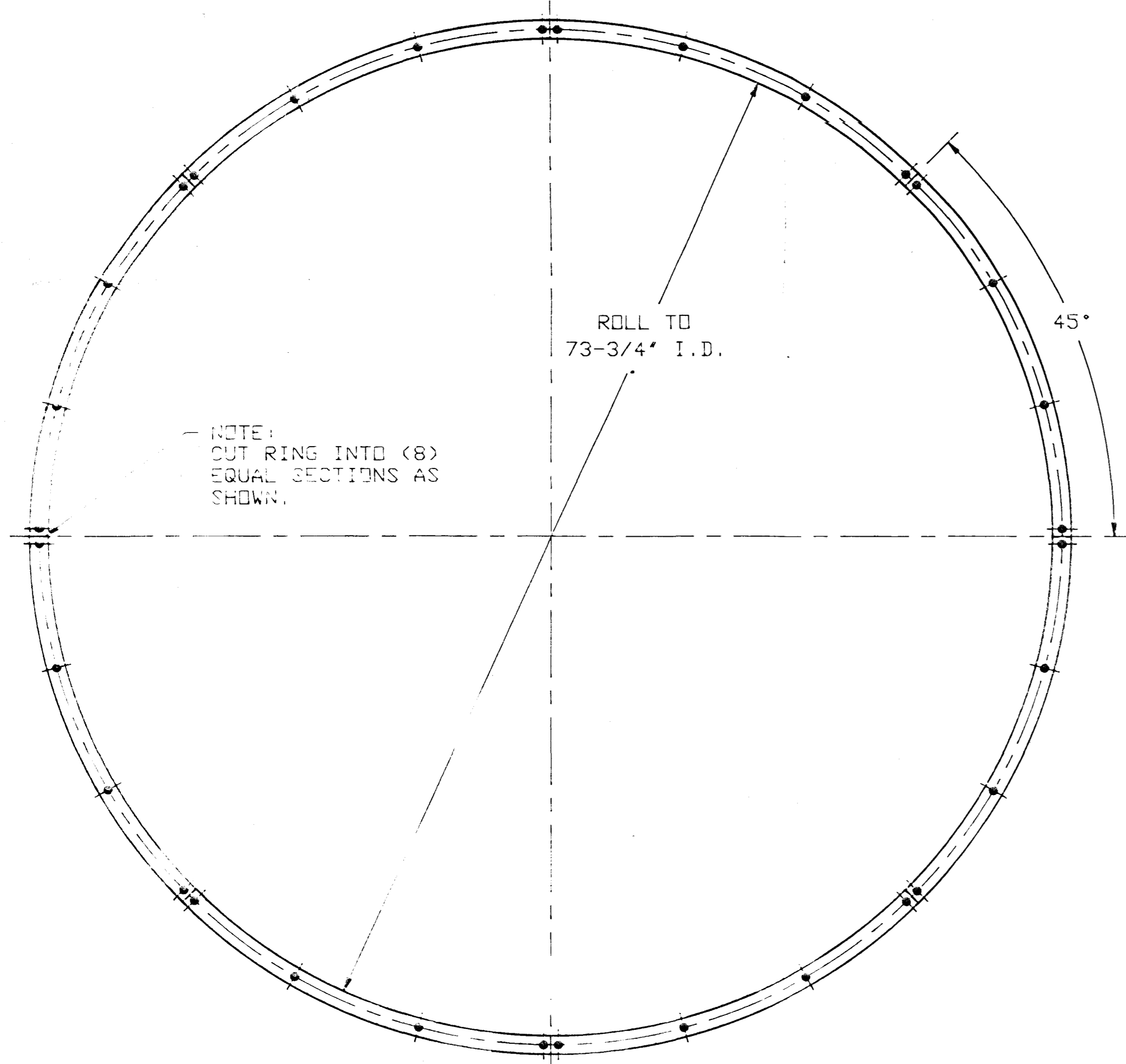
Clarence Ramell
LFCC 12571 W
89 RF 117
12-7-89

Clarence Ramell
12-7-89

60	
59	
58	
57	
56	
55	
54	
53	
52	
51	
50	
49	
48	
47	
46	
45	
44	
43	
42	
41	
40	
39	
38	
37	
36	
35	
34	
33	
32	
31	
30	
29	
28	
27	
26	
25	
24	
23	
22	
21	
20	
19	
18	
17	
16	
15	
14	
13	
12	
11	
10	
9	
8	
7	
6	
5	
4	2 PLATE, 3/8" THK X 4-3/8" X 20" SA-240 304 SS0025
3	2 PLATE, 3/8" THK X 3-1/4" X 20-3/8" SA-240 304 SS0025
2	1 PLATE, 1-1/4" THK X 15-3/4" X 20-3/8" SA-240 304 SS0025
1	1 RING, 14-1/4" O.D. X 11" I.D. X 1-1/4" THK SA-240 304 SS0025
NO. QTY. MATERIAL DESCRIPTION	REV. DATE BY CHECKED APPROVED
BILL OF MATERIAL #/N 3600284	
C	
F	
E	
D	
C	
B	
A	CUSTOMER CHGS. & REL. TO SHOP 3-15-89 MKM
REV.	DESCRIPTION DATE BY CHECKED APPROVED
GASTON COUNTY FABRICATION A DIVISION OF GASTON COUNTY DYING MACHINE COMPANY STANLEY, NORTH CAROLINA 28153-4705	
CUSTOMER ROSENTHAL INC., CHARLOTTE, NC DUPONT, PLANT, CIRCLEVILLE, OHIO (PRODUCTION)	
TITLE P.O. LFCC-12571 W, N. 89-205-5 AGITATOR PLATE ASS'Y 002 116L	
CUSTOMER P.O. NO. CUSTOMER ITEM NO.	
DRAWN BY THOMAS A. DAVIS DATE 12-7-89 CHECKED BY RYAN W. HARRIS	
SHOP ORDER NO. 93493	
SCALE 3"=1' No. E-3600284-1	

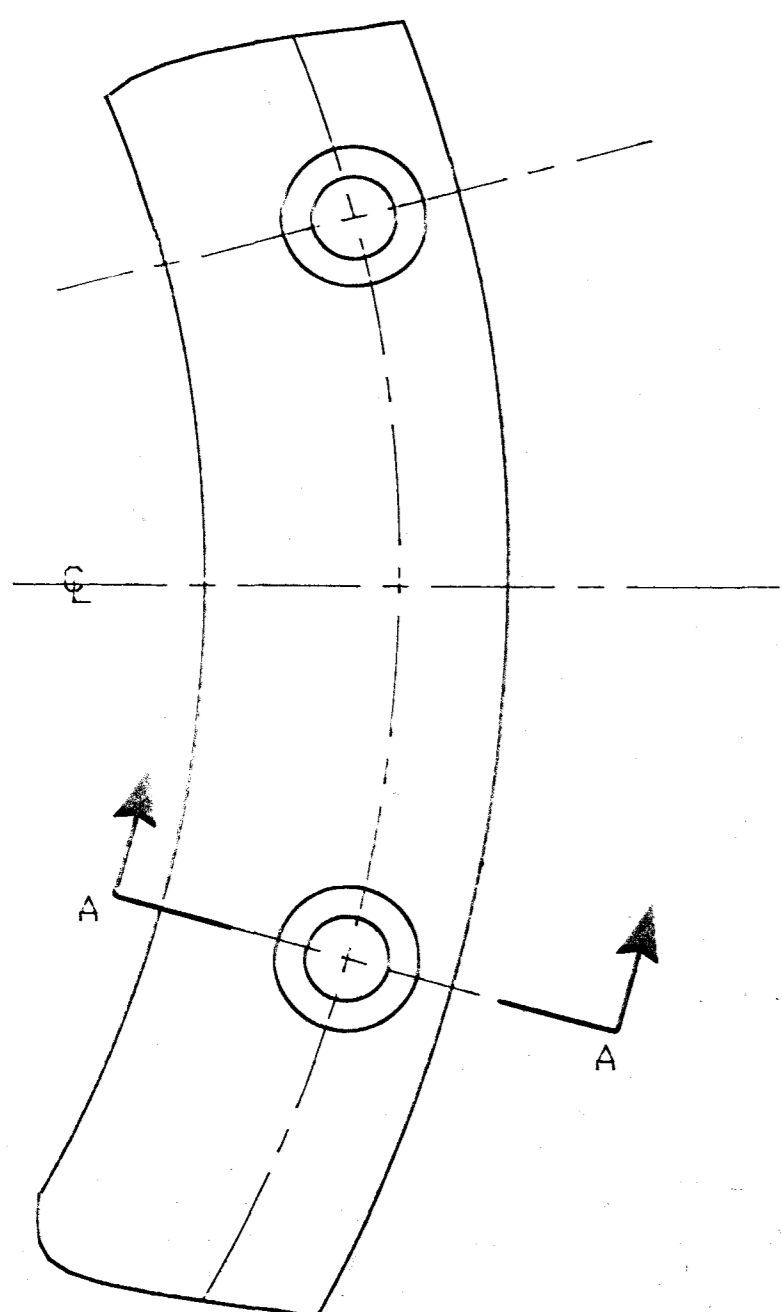
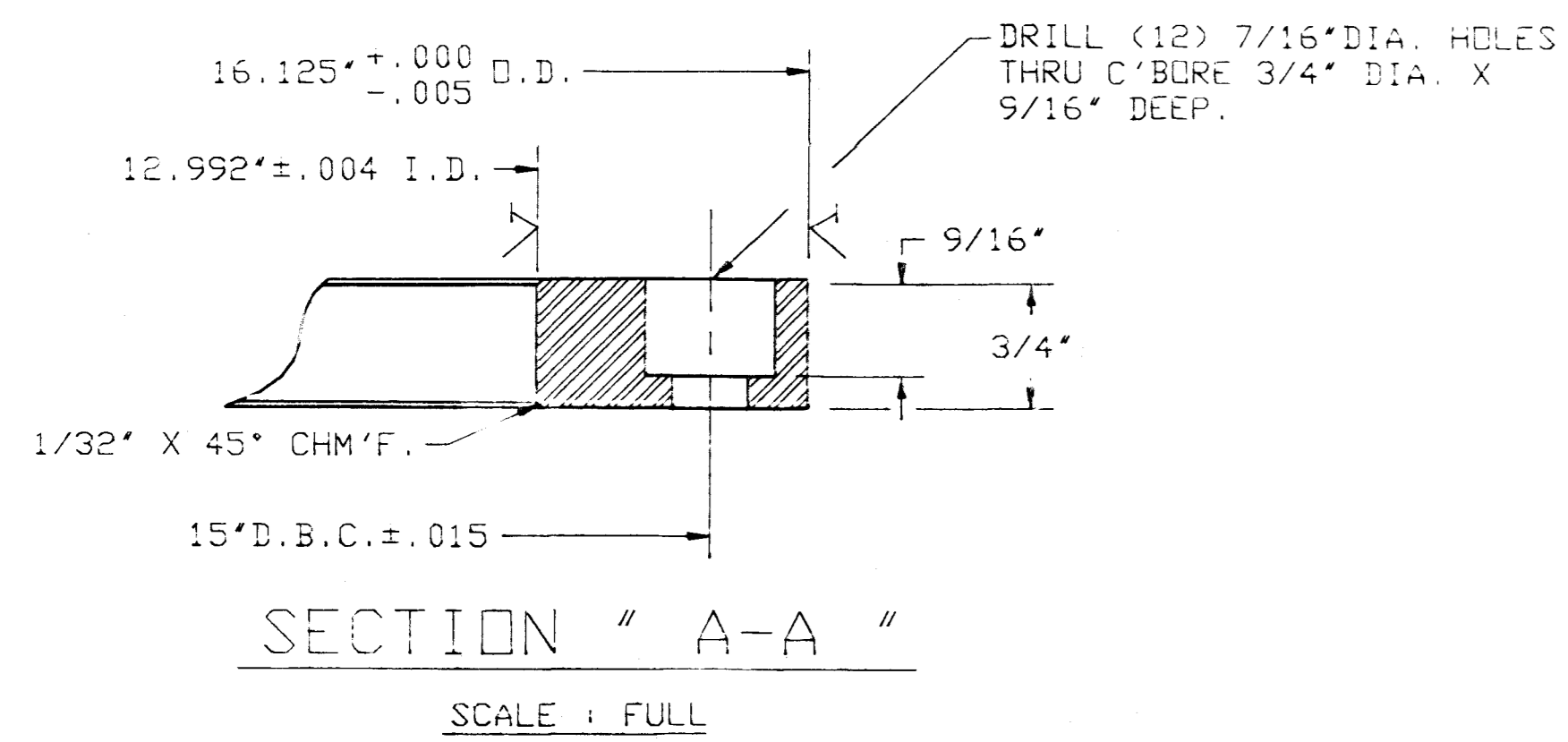
CAD REFERENCE NO.
RD00045A

ROSENTHAL INC.
DUPONT, PLANT, CIRCLEVILLE, OHIO (PRODUCTION)



① OUTER TIGHTENING RING DETAIL

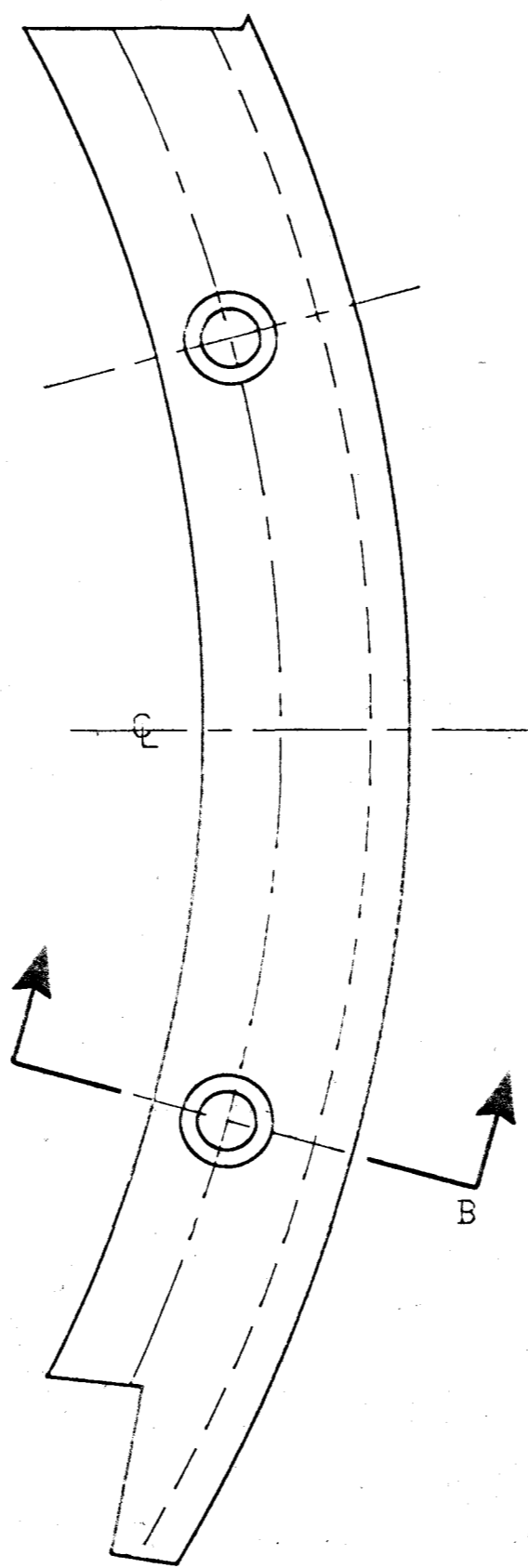
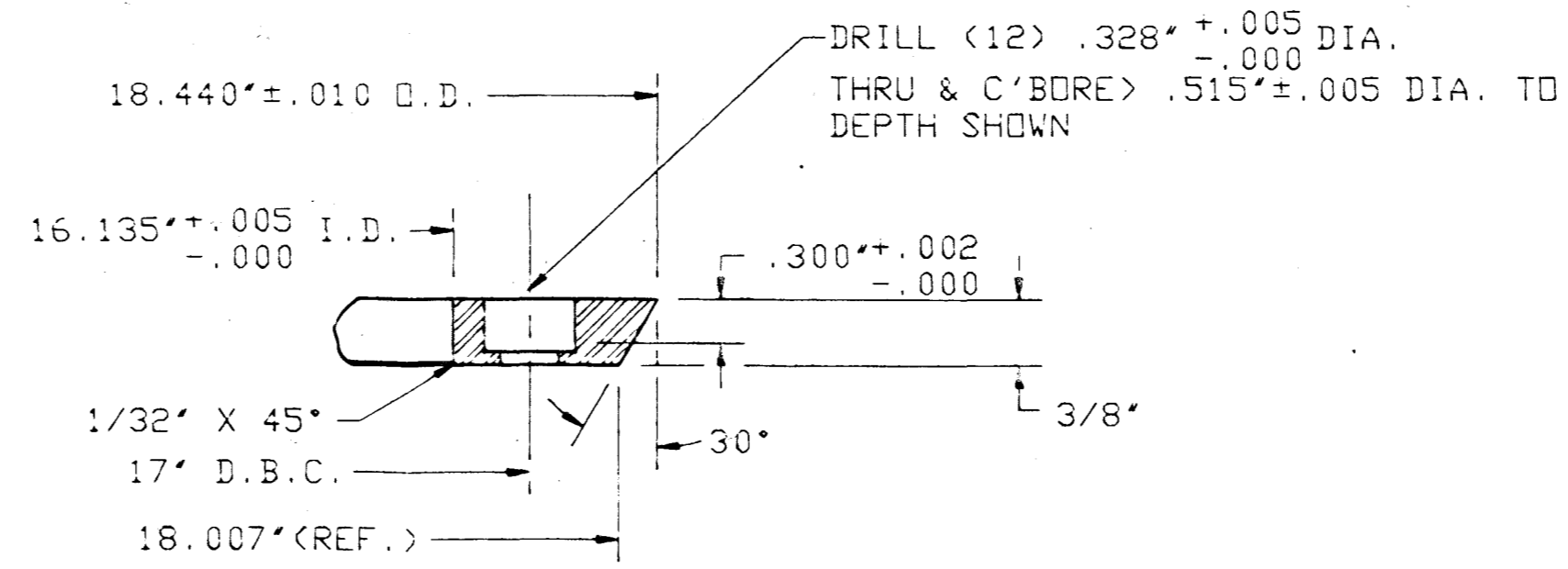
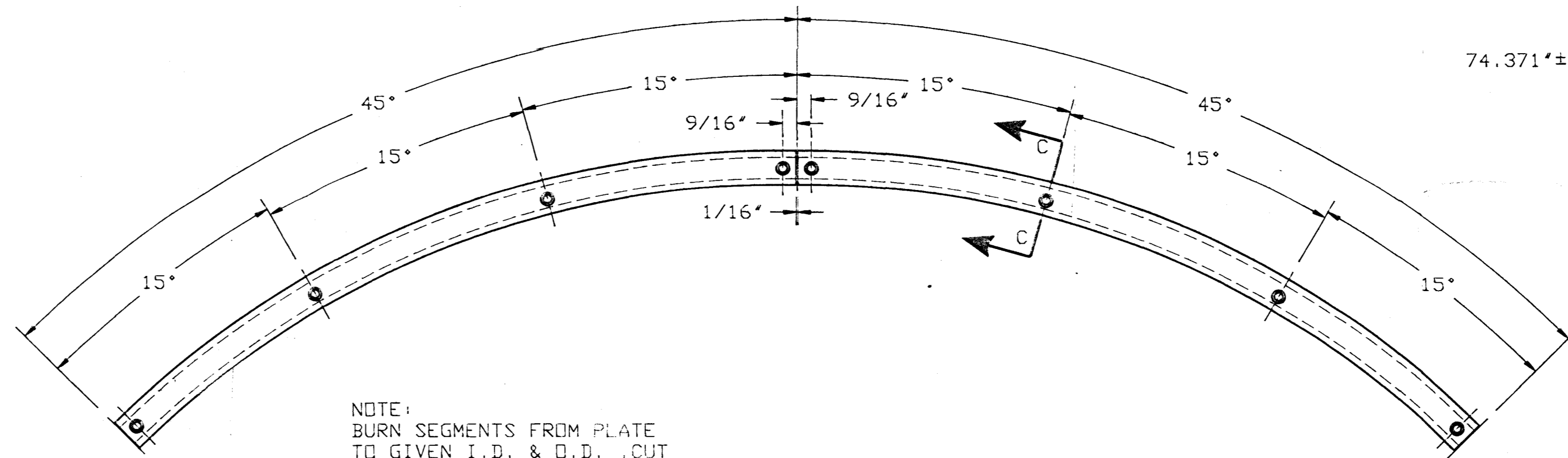
SCALE: 1-1/2"=1"
(1) REQ'D.



③ INNER RING DETAIL

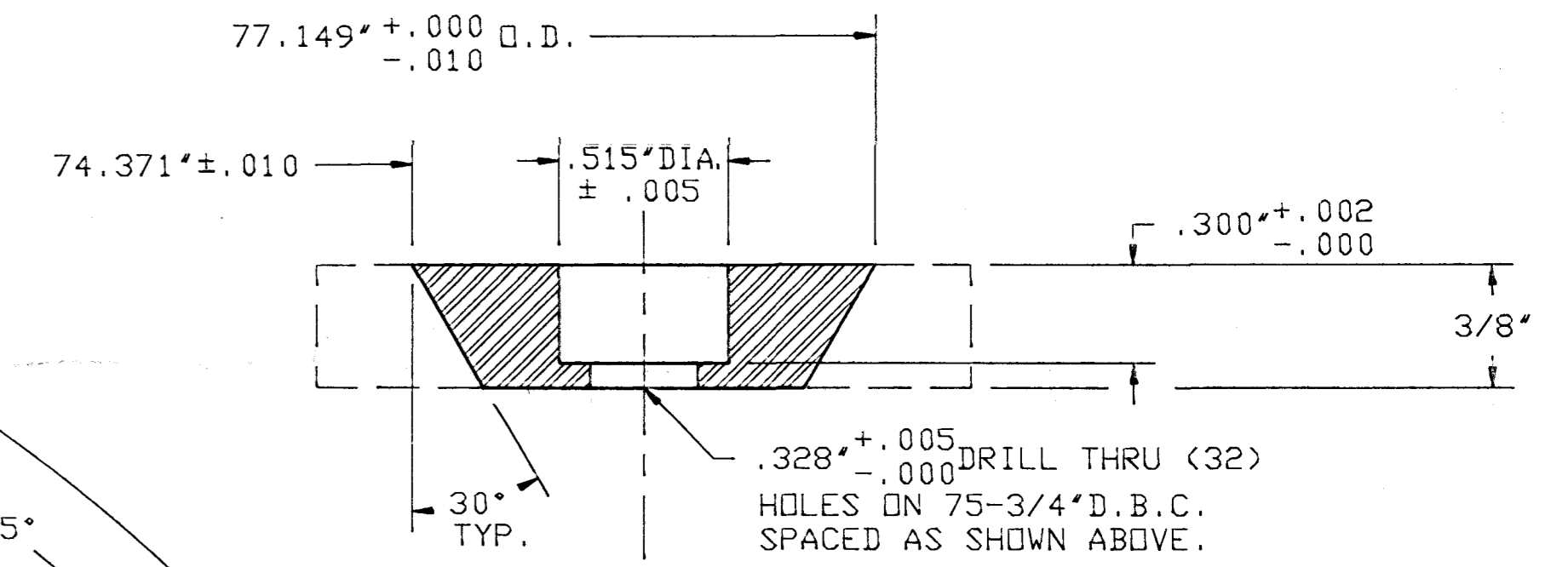
CAD REFERENCE NO.
RD00041A

SCALE: NONE
(1) REQ'D.



② INNER TIGHTENING RING DETAIL

SCALE: NONE
(1) REQ'D.



NOTE:
MATCH MARK RING SEGMENTS
WITH VESSEL BOTTOM AFTER INSTALLATION

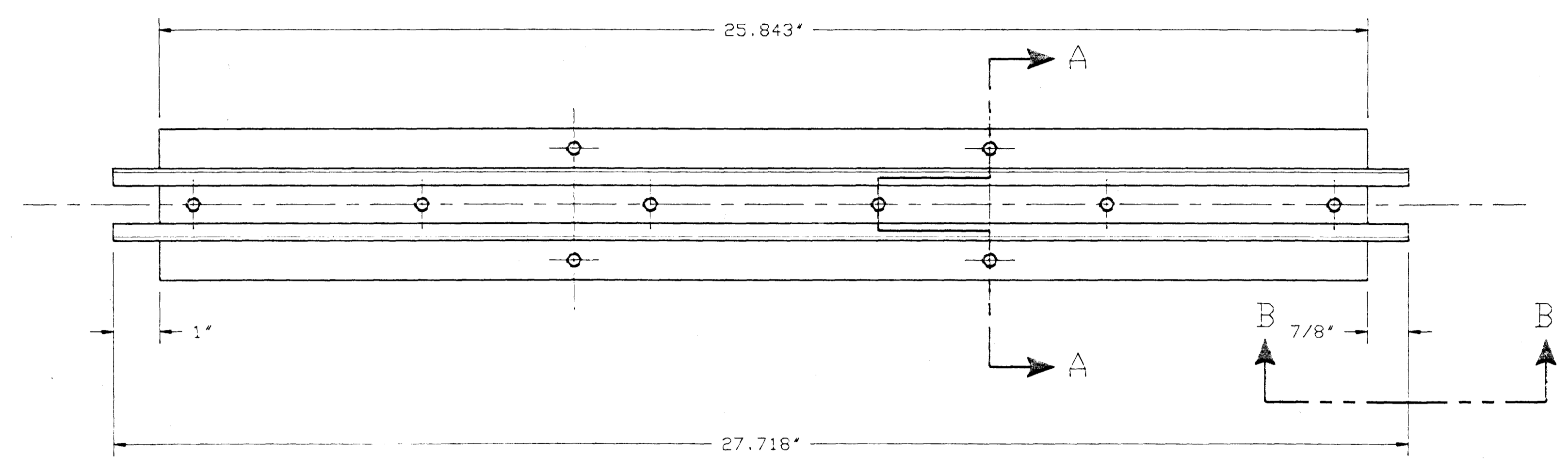
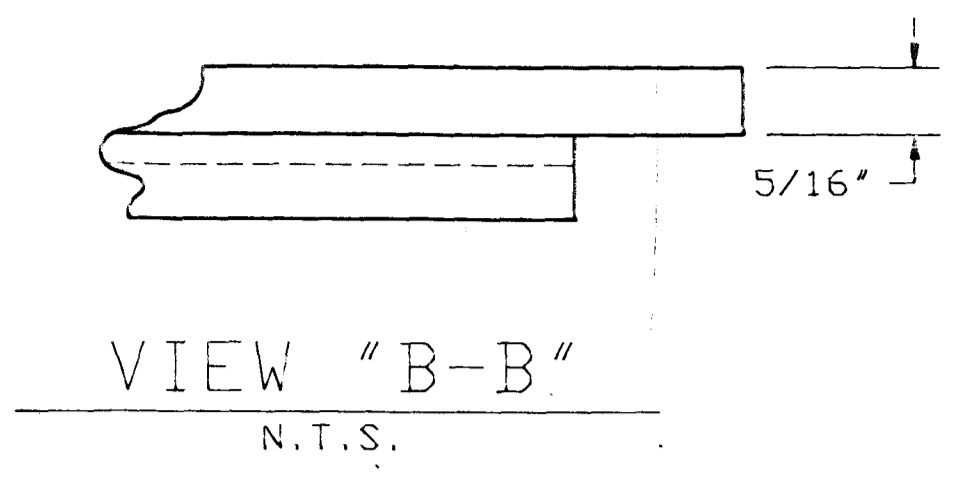
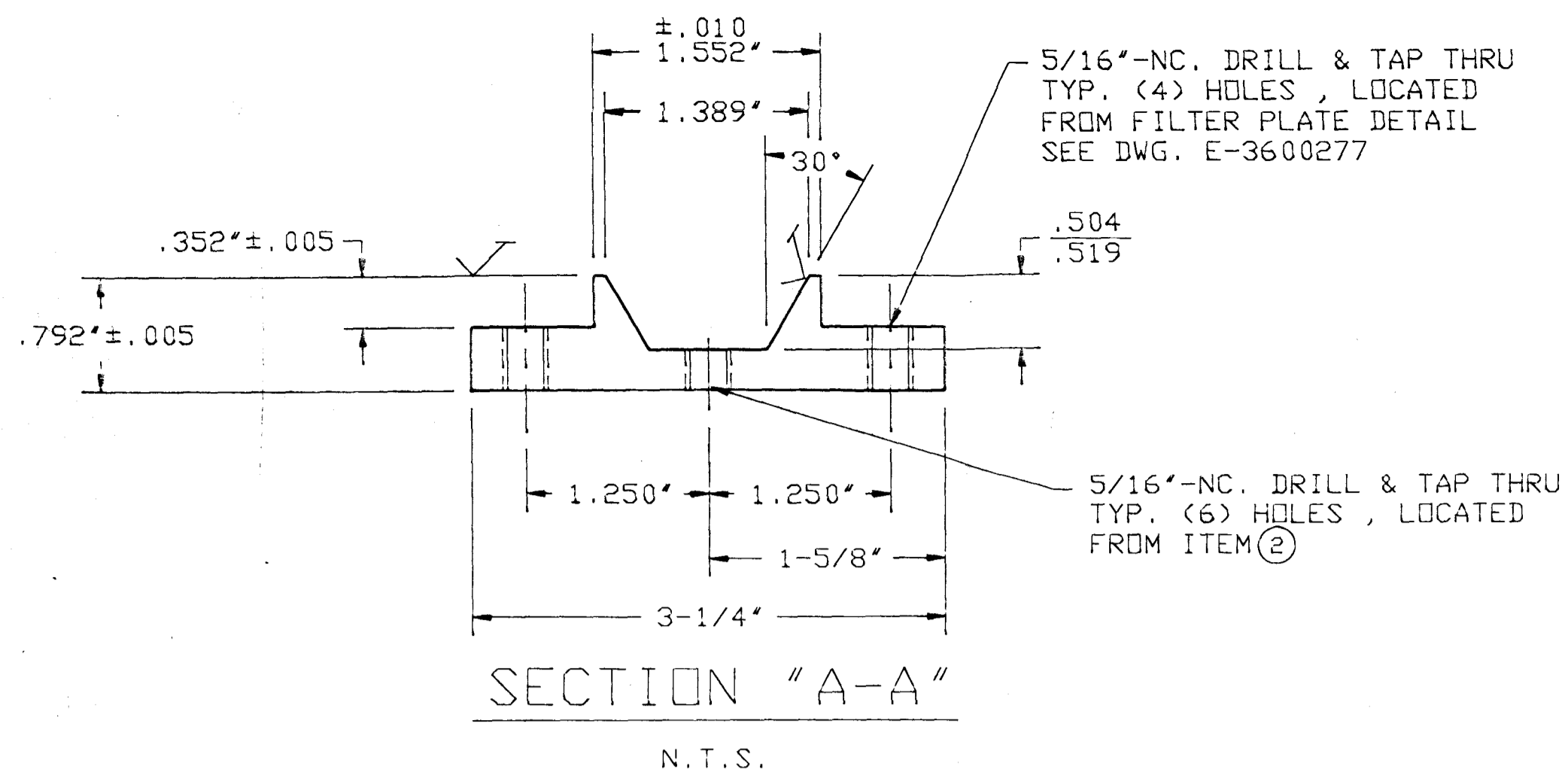
GASTON COUNTY FABRICATION
Customer Order No. 89-1271W
Shop Order No. 89-PF-112
GASTON COUNTY FABRICATION CO.
Charlotte, N.C.

60									
59									
58									
57									
56									
55									
54									
53									
52									
51									
50									
49									
48									
47									
46									
45									
44									
43									
42									
41									
40									
39									
38									
37									
36									
35									
34									
33									
32									
31									
30									
29									
28									
27									
26									
25									
24									
23									
22									
21									
20									
19									
18									
17									
16									
15									
14									
13									
12									
11									
10									
9									
8									
7									
6									
5									
4									
3	1	RING	16-3/8" O.D. X 12-3/4" I.D. X 3/4" THK	SA-240	316L	9124988		1	
2	1	RING	18-3/4" O.D. X 15-7/8" I.D. X 3/8" THK	SA-240	316L	9124987		1	
1	1	PLATE	3/8" THK. X 36" X 42" LG.	SA-240	316L	6920283		175	
QTY.		DESCRIPTION		MATERIAL		G.C. PART NO.	DRAWING NO.	QTY./PER.	

BILL OF MATERIAL P/N 3600278			
G			
F			
E			
D			
C			
B			
A	CUSTOMER CHGS. & REL. TO SHOP	9-15-89	MKM
REV.	DESCRIPTION	DATE	BY CHECKED APPROVED

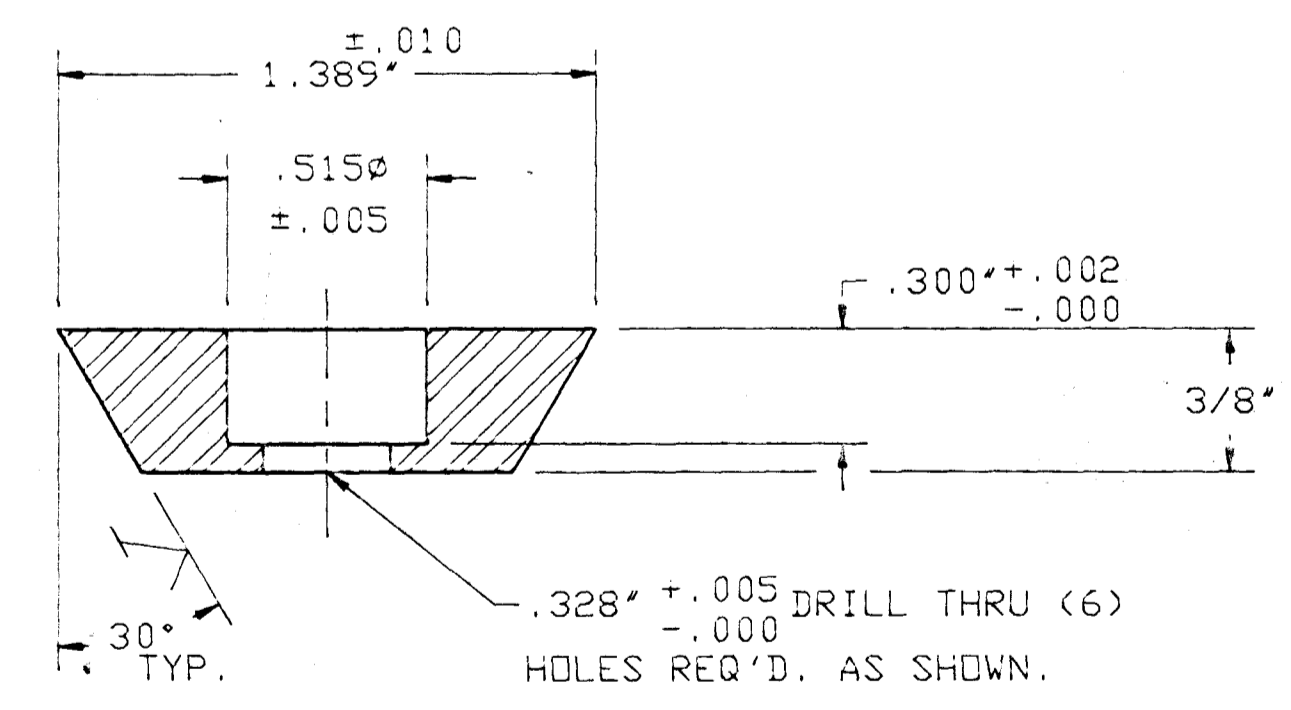
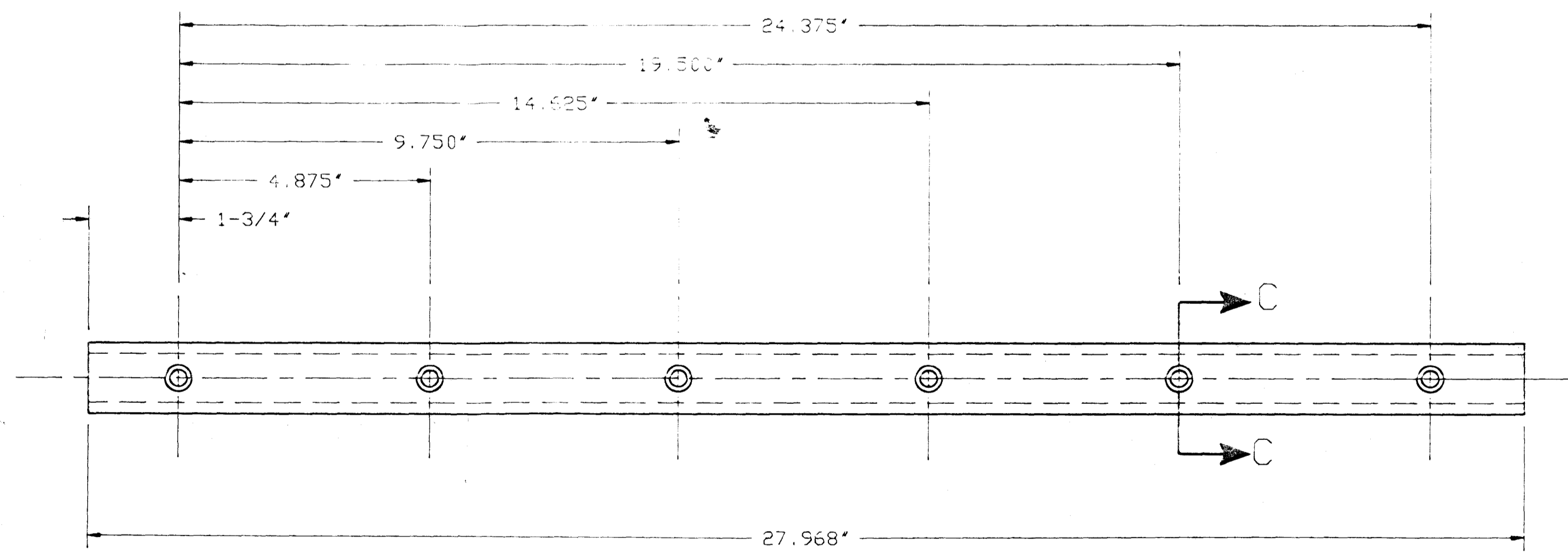
GASTON COUNTY FABRICATION A DIVISION OF GASTON COUNTY DYING MACHINE COMPANY STANLEY, NORTH CAROLINA 28683-1765				CUSTOMER ROSENMUND INC., CHARLOTTE NC DUPONT, PLANT, CIRCLEVILLE, OHIO, PROJ. NO. 7571
TITLE P.D.LFCC-12671W/E.N. 5073-200-3 INNER & OUTER TIGHTENING RING, 3m2, 316L		CUSTOMER P.D. NO.	CUSTOMER ITEM NO.	
DRAWN BY THOMAS A. DAVIS	DATE 6-27-89	CHECKED BY	DATE	
SHOP ORDER NO. F-80604A	NO. REQUIRED 1	SHEET 1	REV. 1	
SCALE 1-1/2"=1"	No.E-3600278 A			

Customer Order No. LFCC 12671W
Shop Order No. 89-PF-112
ROSENMUND
Charlotte, N.C. 12-7-89



① BOTTOM FILTER SUPPORT
SCALE: 6"=1"
(4) REQ'D.

NOTE:
MATCH MARK SUPPORT & CLAMP
WITH VESSEL BOTTOM AFTER INSTALLATION



② FILTER SCREEN CLAMP
SCALE: 6"=1"
(4) REQ'D.

Customer Order No. _____
Shop Order No. _____
GASTON COUNTY DYING MACHINE CO.
Charlotte, N.C.

60						
59						
58						
57						
56						
55						
54						
53						
52						
51						
50						
49						
48						
47						
46						
45						
44						
43						
42						
41						
40						
39						
38						
37						
36						
35						
34						
33						
32						
31						
30						
29						
28						
27						
26						
25						
24						
23						
22						
21						
20						
19						
18						
17						
16						
15						
14						
13						
12						
11						
10						
9						
8						
7						
6						
5						
4						
3						
2	4	BAR, FLAT 3/8" THK. X 2" X 28" LG.	SA-479	316L	9106390	9.334
1	4	PLATE, 1" THK. X 3-1/4" X 27-3/4" LG.	SA-240	316L	6520298	.0418
REV	QTY.	DESCRIPTION	MATERIAL	G.C. PART NO.	DRAWING NO.	QTY./PER.

BILL OF MATERIAL P/N 3600279			
G			
F			
E			
D			
C			
B			
A	CUSTOMER CHGS. & REL. TO SHOP	9-15-89	M.K.M.
REV.	DESCRIPTION	DATE	CHECKED APPROVED

CAD REFERENCE NO.
RD00042A

Customer Order No. FCC 12771 W
Shop Draw. No. 87 PE 115
ROSENMUND
Charlotte, N.C. 127-89

GASTON COUNTY FABRICATION
A DIVISION OF GASTON COUNTY DYING MACHINE COMPANY
STANLEY, NORTH CAROLINA 28144-3765

CUSTOMER: ROSENMUND INC., CHARLOTTE NC
DUPONT PLANT - CIRCLEVILLE, OHIO; PROJ. NO. 7571

TITLE: P.O. LFCC-12671W E.N. 5073-200-B
SUPPORT & CLAMP BARS, 3m2, 316L

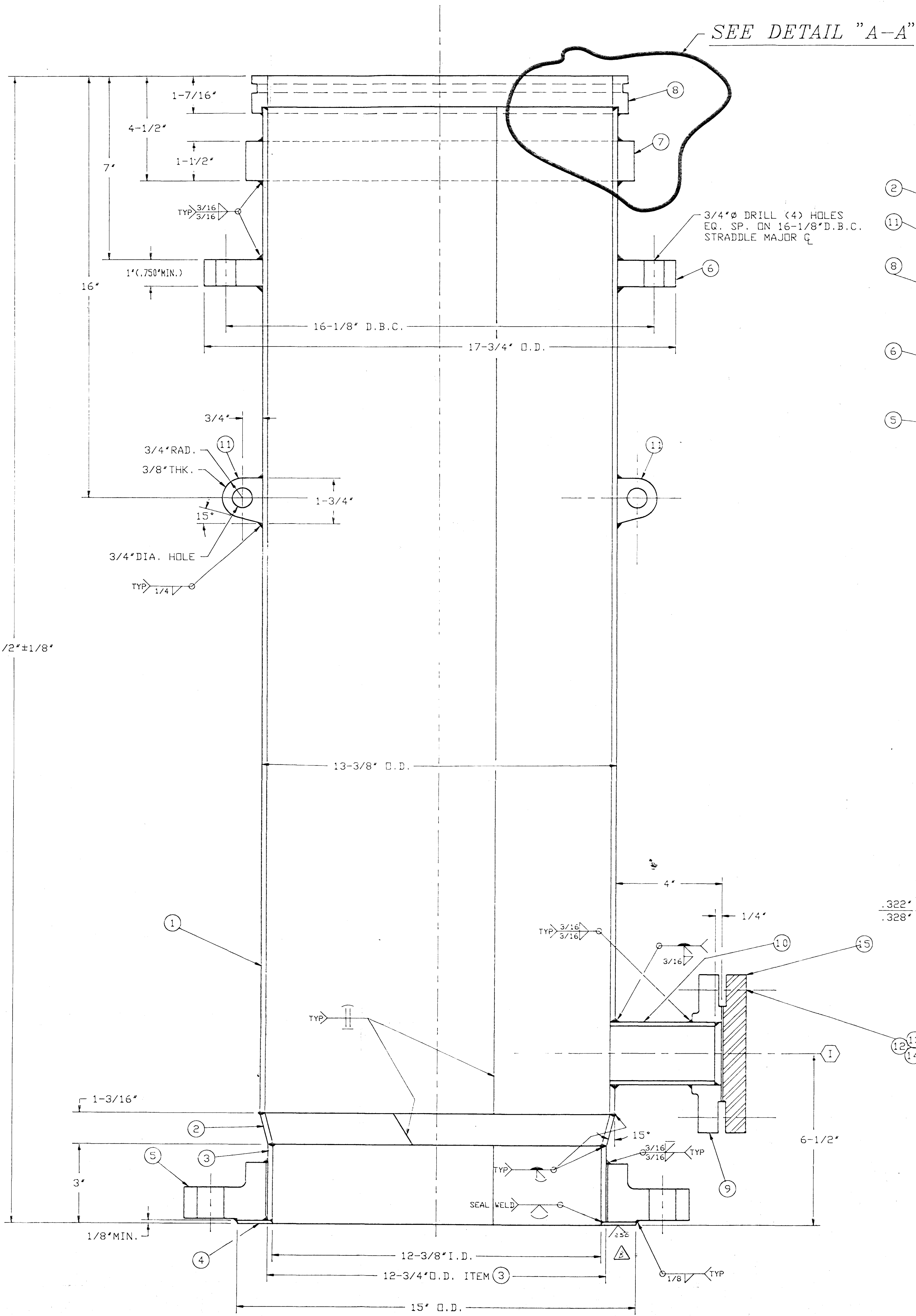
CUSTOMER P.O. NO. _____ CUSTOMER ITEM NO. _____

DRAWN BY: THOMAS A. DAVIS DATE: 6-27-89 CHECKED BY: M.K.M. DATE: 9-15-89

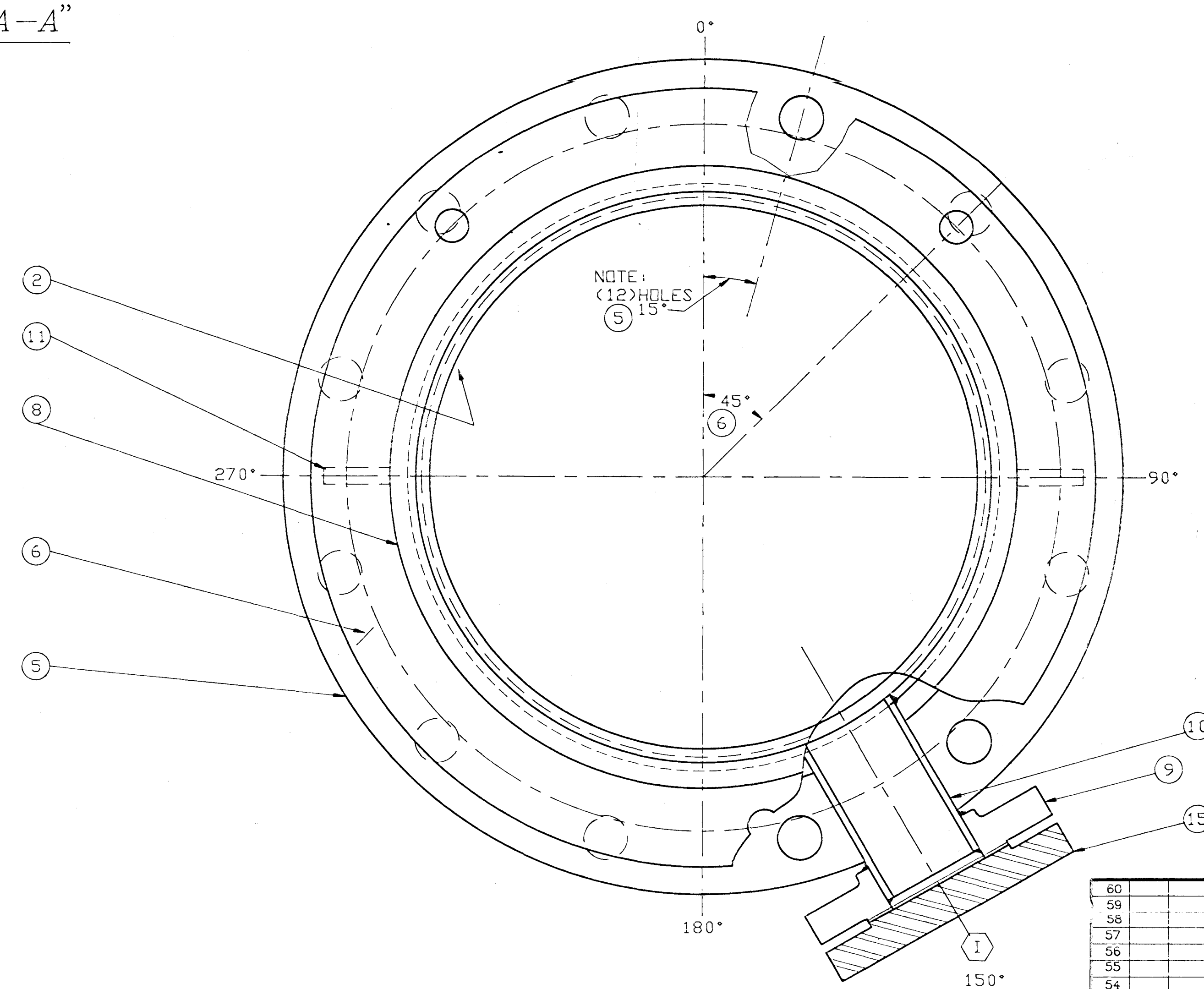
SHIP ORDER NO. _____ NO. REQUIRED: 1 SHEET OF: 1

SCALE: 6"=1' No. E-3600279 A

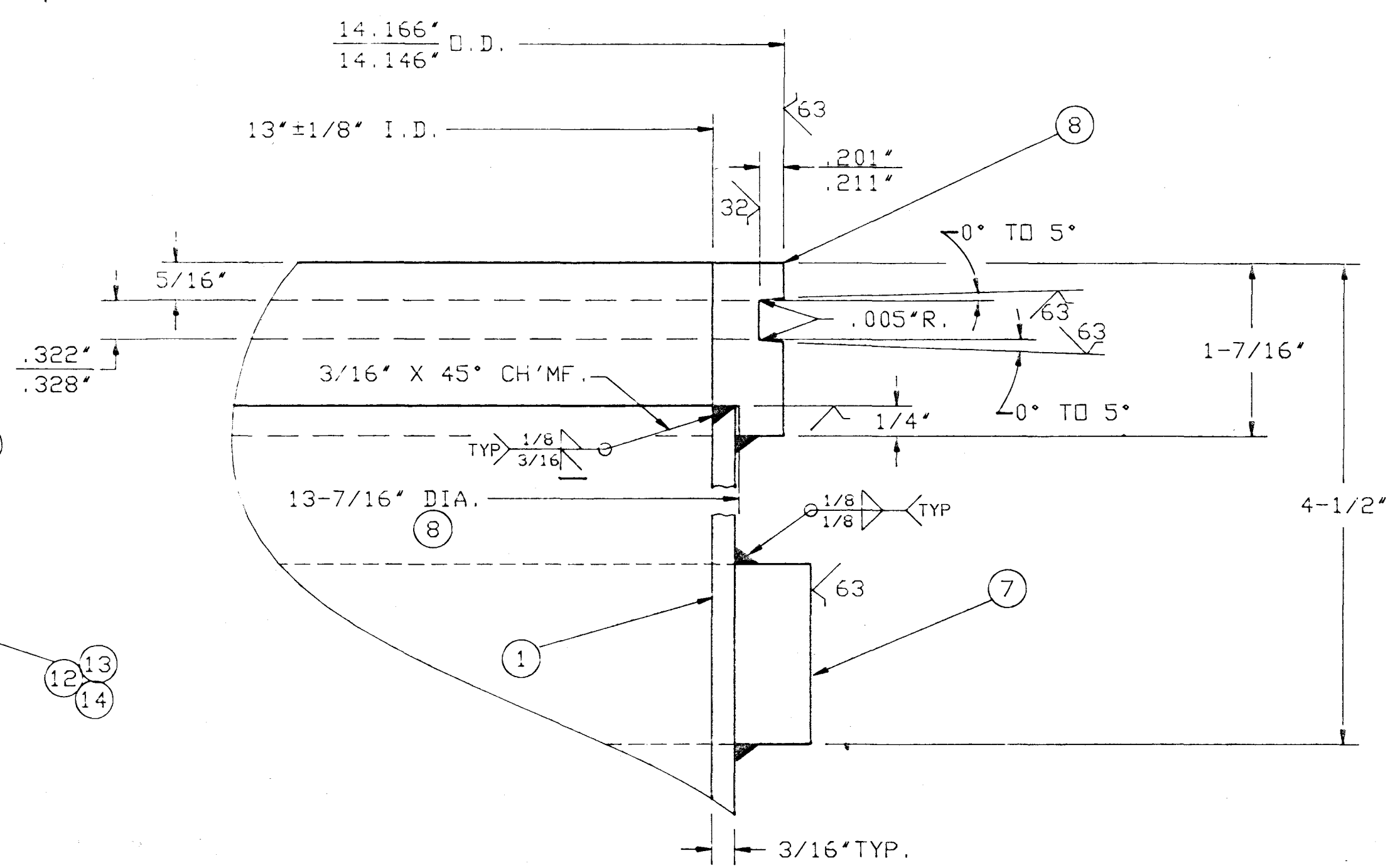
8 OF 14 93493



ELEVATION VIEW
SCALE: 6" = 1'



PLAN VIEW
SCALE: 6" = 1'



DETAIL "A-A"
SCALE: NONE

CONTINUED FROM:
Customer Order No. 3660280
Shop Order No. 89-15-89
GASTON COUNTY DYING MACHINE CO.

ITEM	QTY.	DESCRIPTION	MATERIAL	G.C. PART NO.	DRAWING NO.	QTY./PER.
15	1	FLANGE, BLIND 2" 150# ANSI	SA182 316L	0120480		1
14	1	GASKET, 4-1/8" OD X 2-3/8" ID X 1/8" THK	TEFLON	9101957		1
13	8	NUT, HEX 5/8" NC (CAD. P.L.T.)	SA-194-2H CS	9128188		8
12	4	STUD, 3/8" NC X 3-1/2" LG (CAD. P.L.T.)	SA-155-37 CS	9106964		4
11	2	PLATE, 3/8" THK. X 1-1/2" X 1-3/4" LG.	SA-240 304	6555826		.0006
10	1	PIPE, 2" SCH. 40 X 3-3/4" LG.	SA-312 316L	6783000		.3125
9	1	FLANGE, 2" R.F.S.D. - 150# ANSI	SA-182 316L	0120531		1
8	1	RING, 14-1/2" I.D. X 13'-7/16" O.D. X 1-3/4" THK.	SA-240 316L	9124980		1
7	1	PLATE, 3/8" THK. X 1-1/2" X 4'-3/16" LG.	SA-240 316L	6520252		.012
6	1	RING, 17'-3/4" I.D. X 13'-7/16" O.D. X 1" THK.	SA-516 70 C.S.	9129421		1
5	1	FLANGE, 18" R.F.S.D. - 150# ANSI	SA-105 C.S.	0140515		1
4	1	RING, 15'-2 1/2" I.D. X 12'-3/8" O.D. X 1/4" THK.	SA-240 316L	9124979		1
3	1	PLATE, 3/16" THK. X 2'-7/8" X 38" LG.	SA-240 316L	6520277		.0132
2	1	CONE CONC. PLATE 3/16" THK. X 10" X 38" LG.	SA-240 316L	6520277		.044
1	1	PLATE, 3/16" THK. X 41'-7/16" X 42'-1/8" LG.	SA-240 316L	6520277		.264

REV.	DESCRIPTION	DATE	BY	CHECKED	APPROVED
C					
F					
E					
D					
C	ITEM 1 WAS 58 3/64 QTY WAS .188, 27% WAS 43 1/2"	11-9-89			
B	ITEM # 4 HARD A FINISH	7/18/89	GM,		
A	CUSTOMER CHGS. & REL. TO SHOP	8-15-89	MKM		

GASTON COUNTY FABRICATION
A DIVISION OF GASTON COUNTY DYING MACHINE COMPANY
STANLEY, NORTH CAROLINA 28153-2765

CUSTOMER: ROSENMUND INC., CHARLOTTE NC
DUPONT, PLANT CIRCLEVILLE, OHIO; PROJ. NO. 7571

TITLE: P.O. LFCC-12671WJE.N. 5073-200-3
DISCHARGE CHUTE ASS'Y 14" W/ 12", 3x2" 316L

DRAWN BY: THOMAS A. DAVIS
DATE: 6-27-89
CHECKED BY: M X M
DATE: 8-12-89

SHIP ORDER NO. F-80604 A
NO. REQUIRED: 1
SHEET OF: 1

SCALE: 3" = 1'

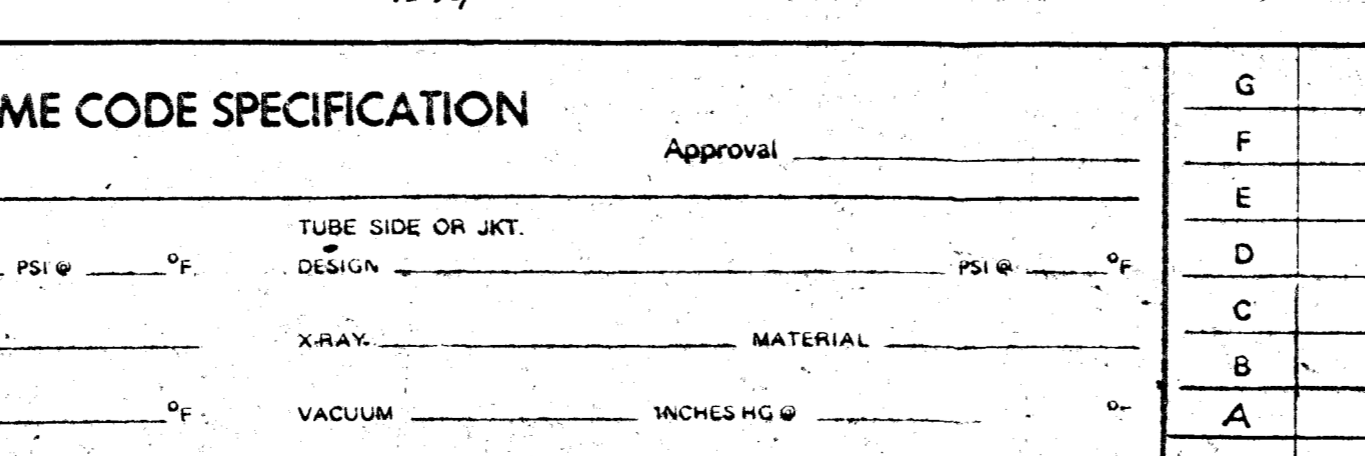
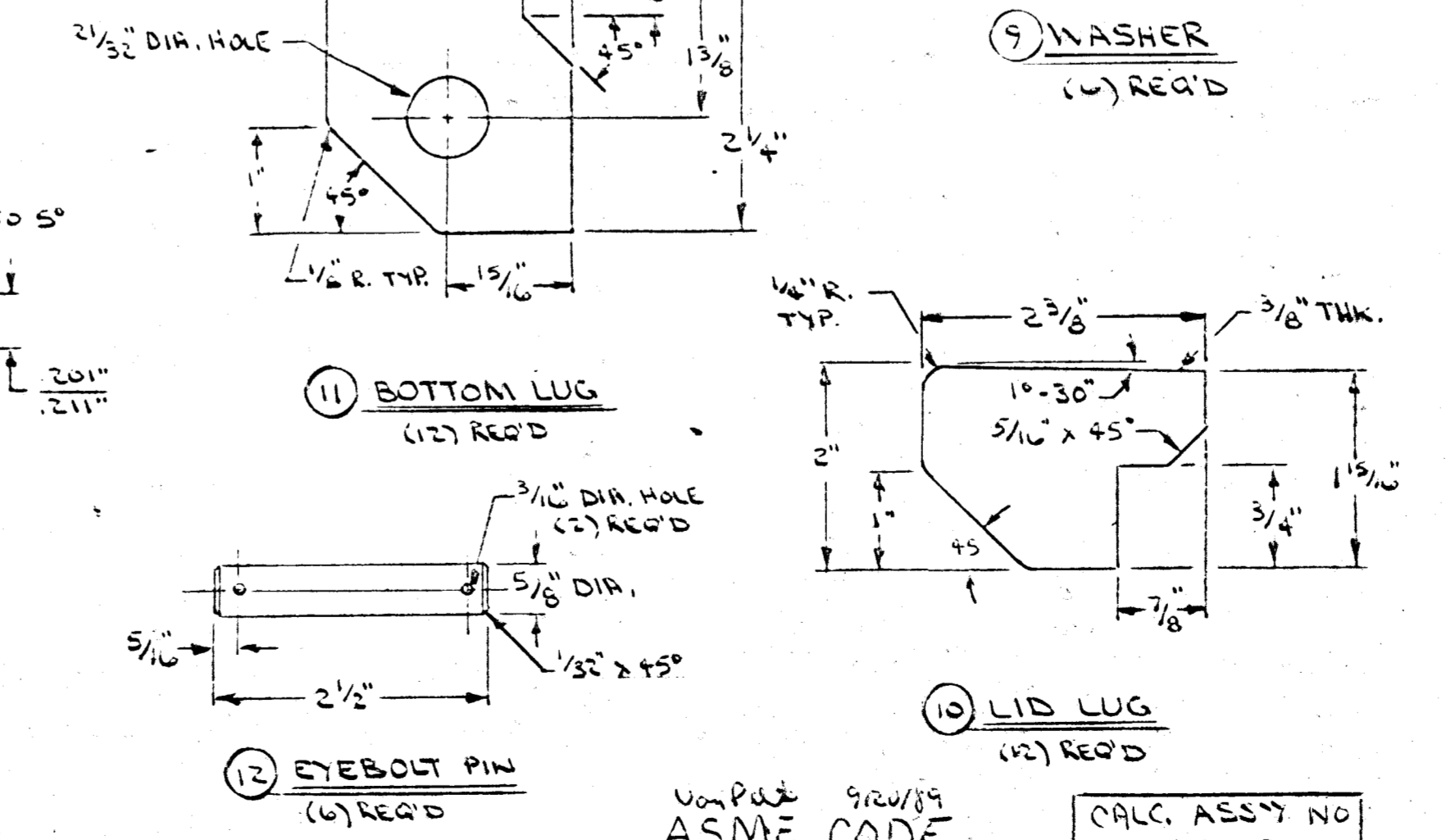
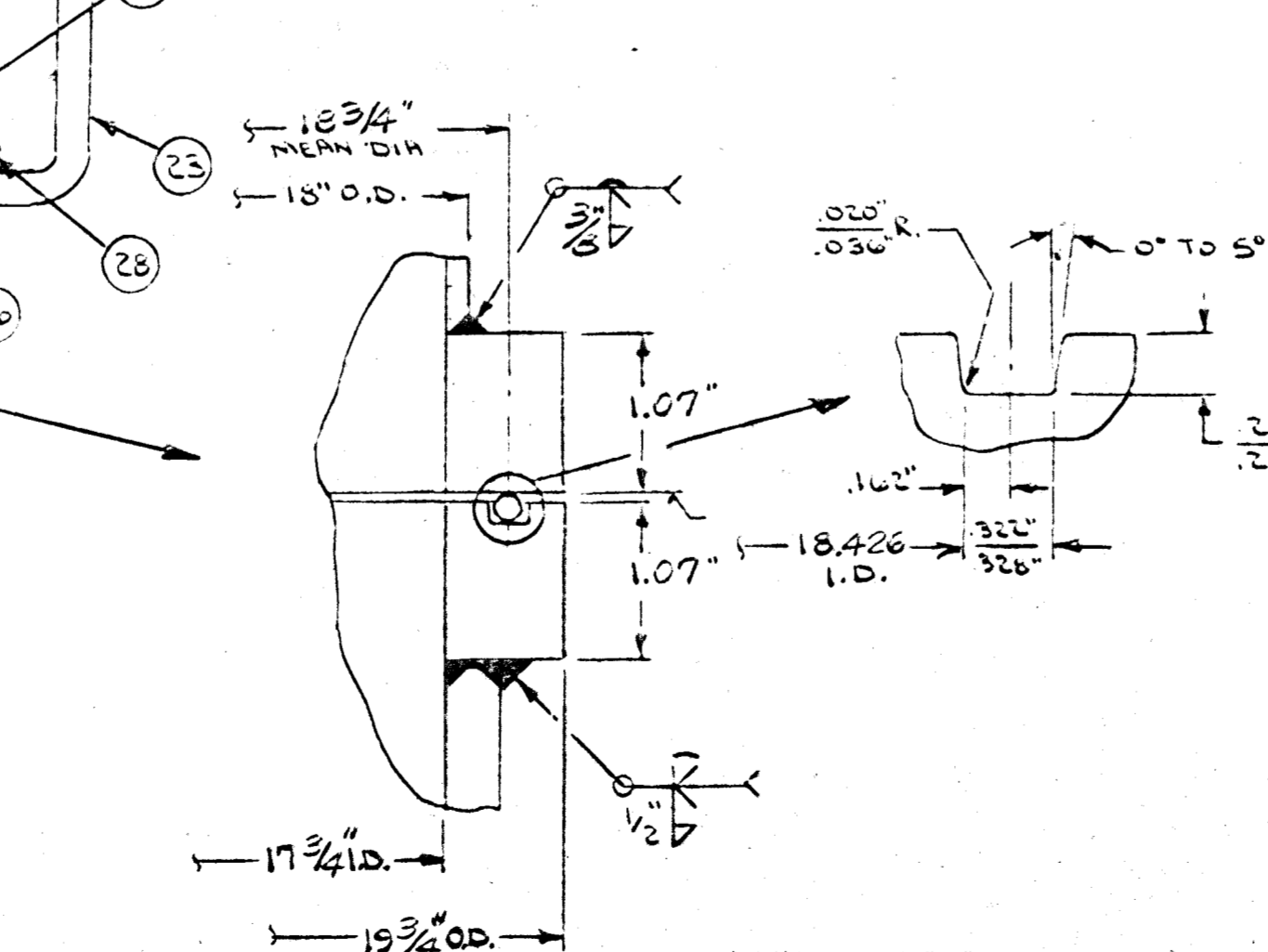
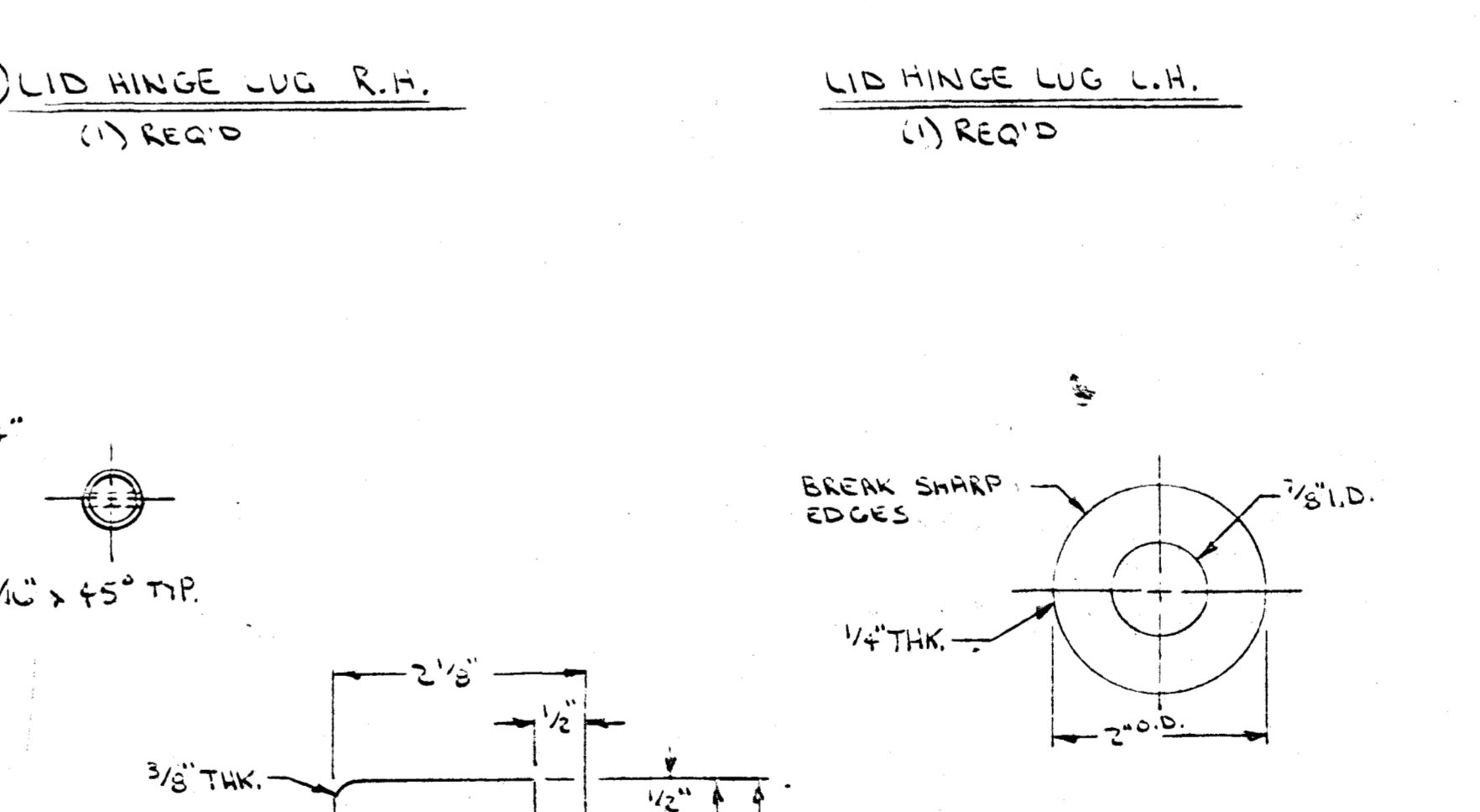
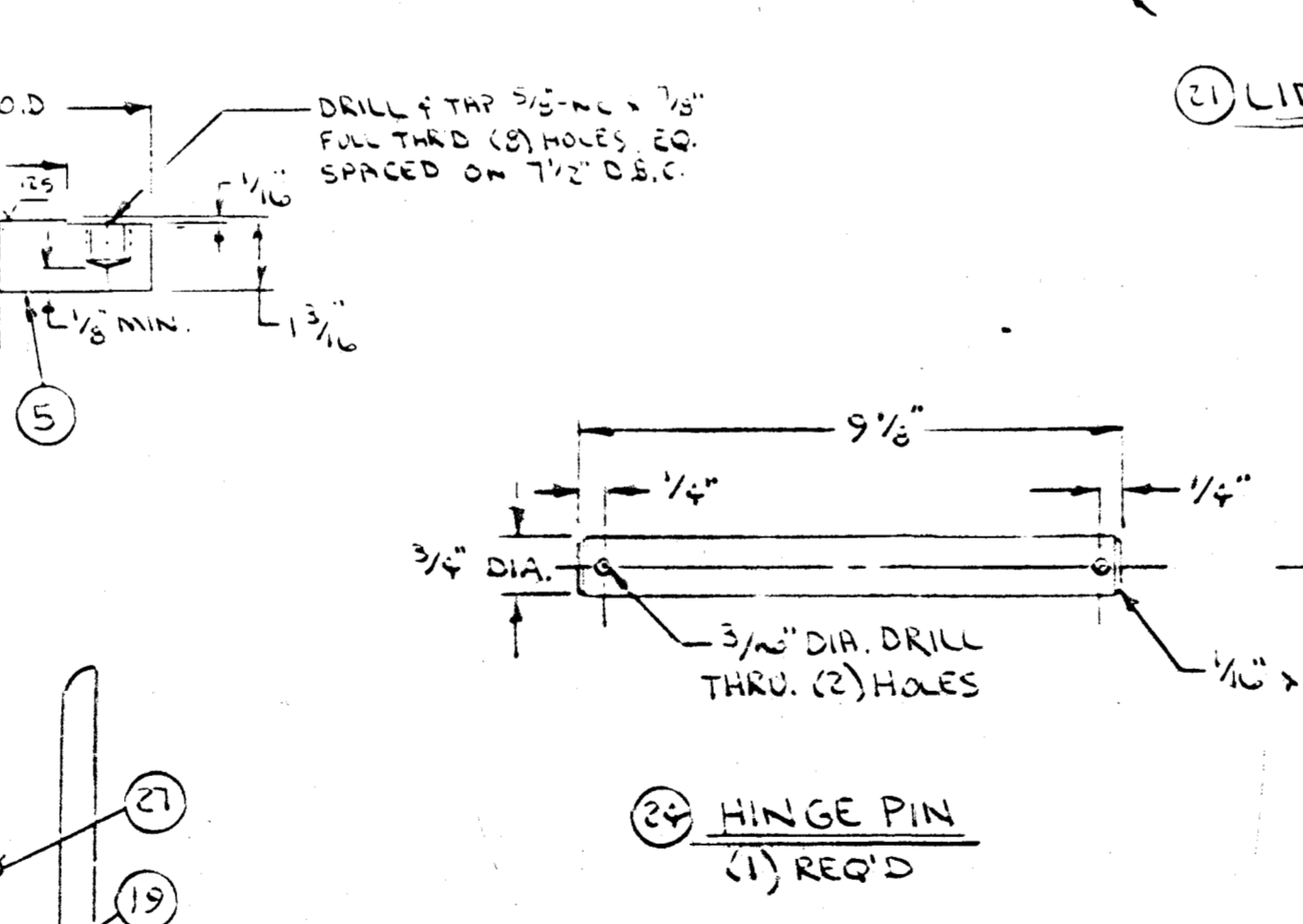
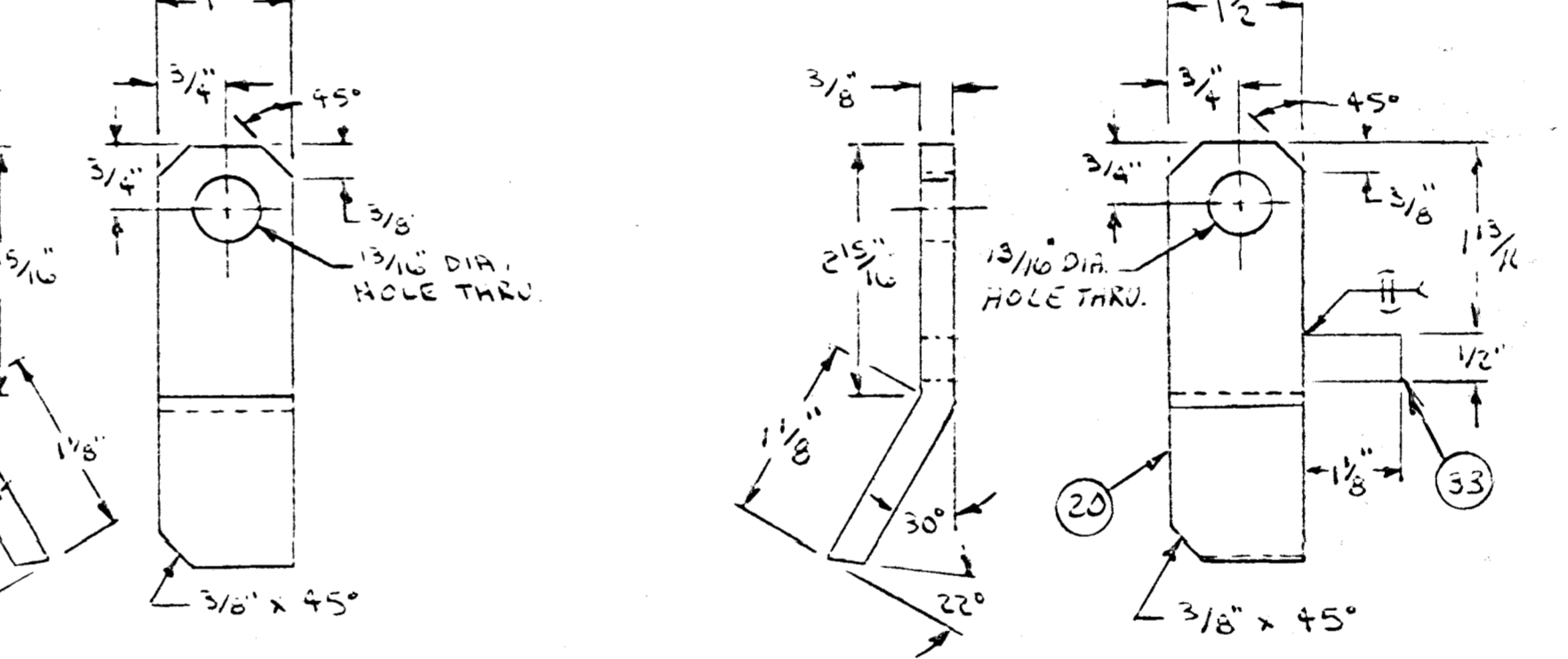
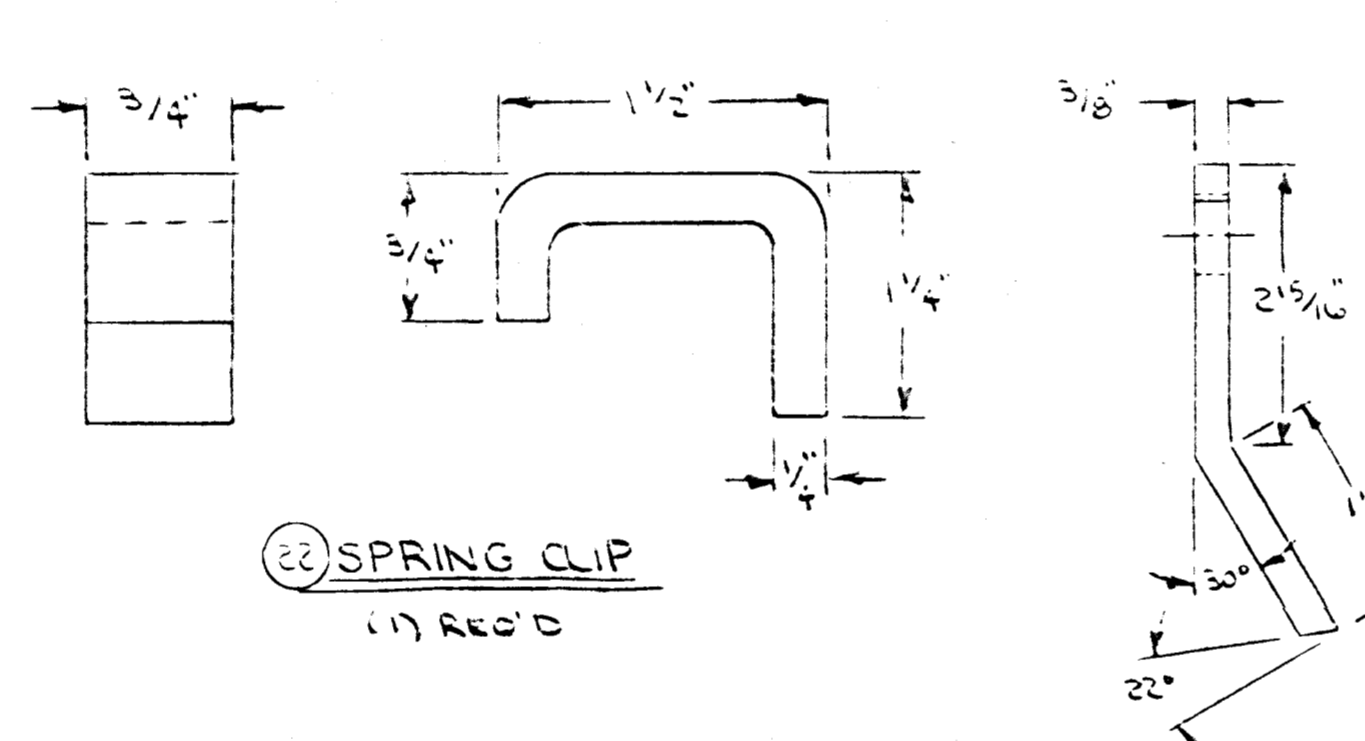
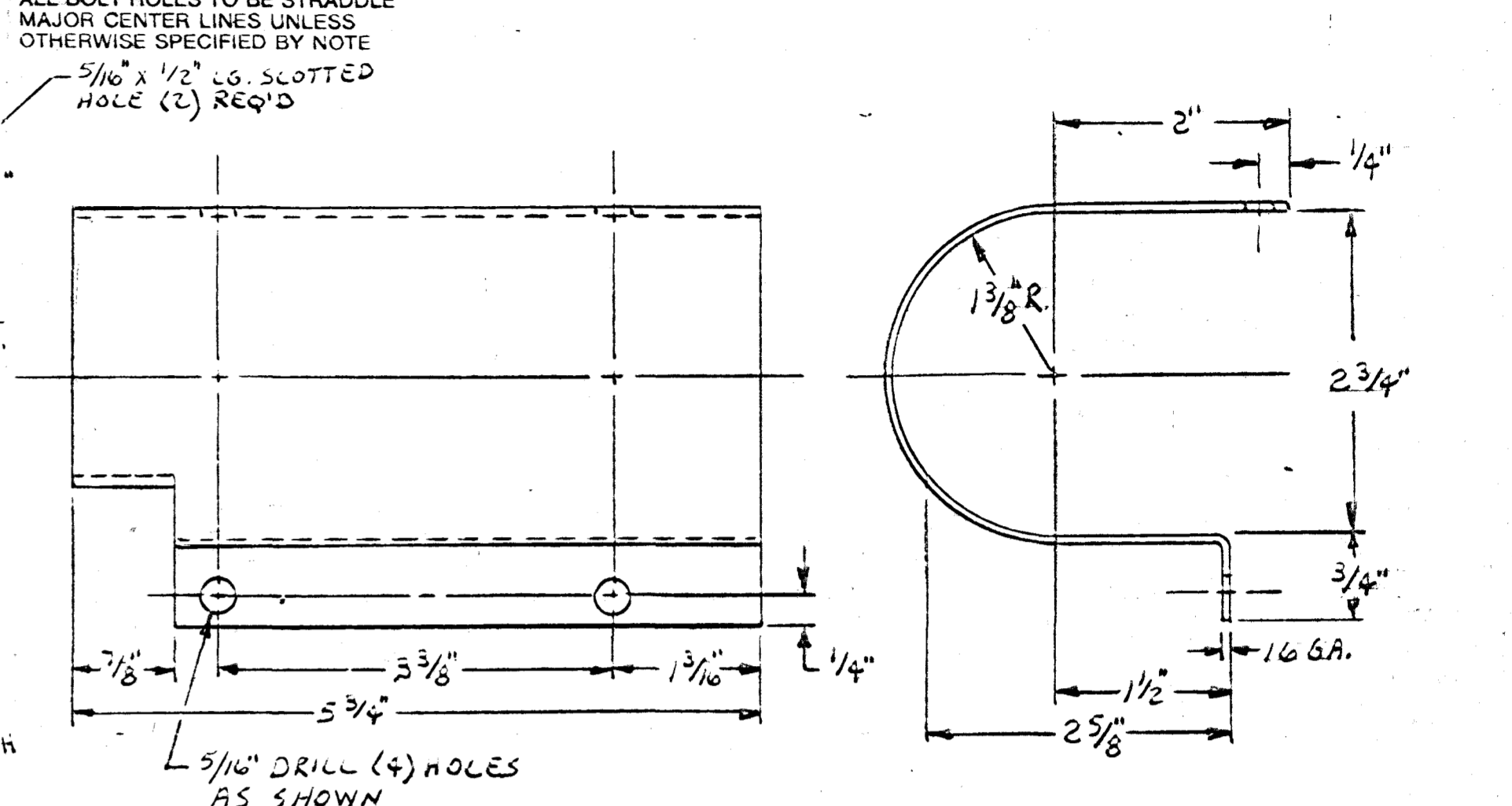
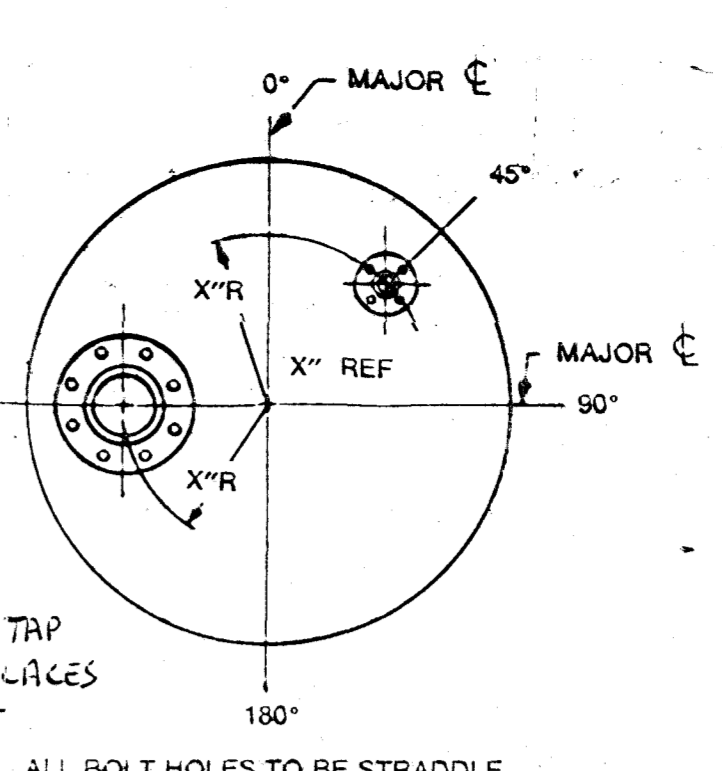
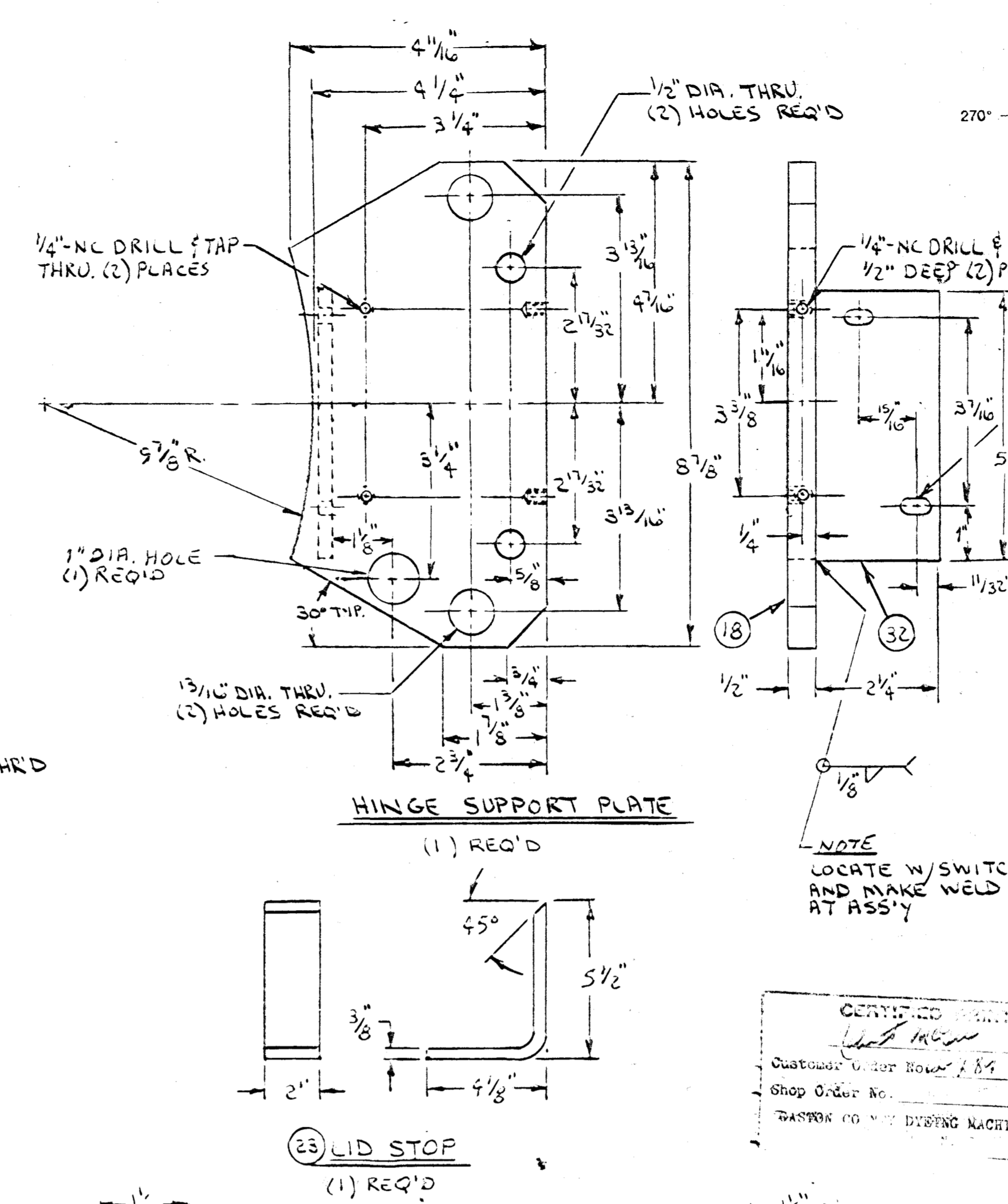
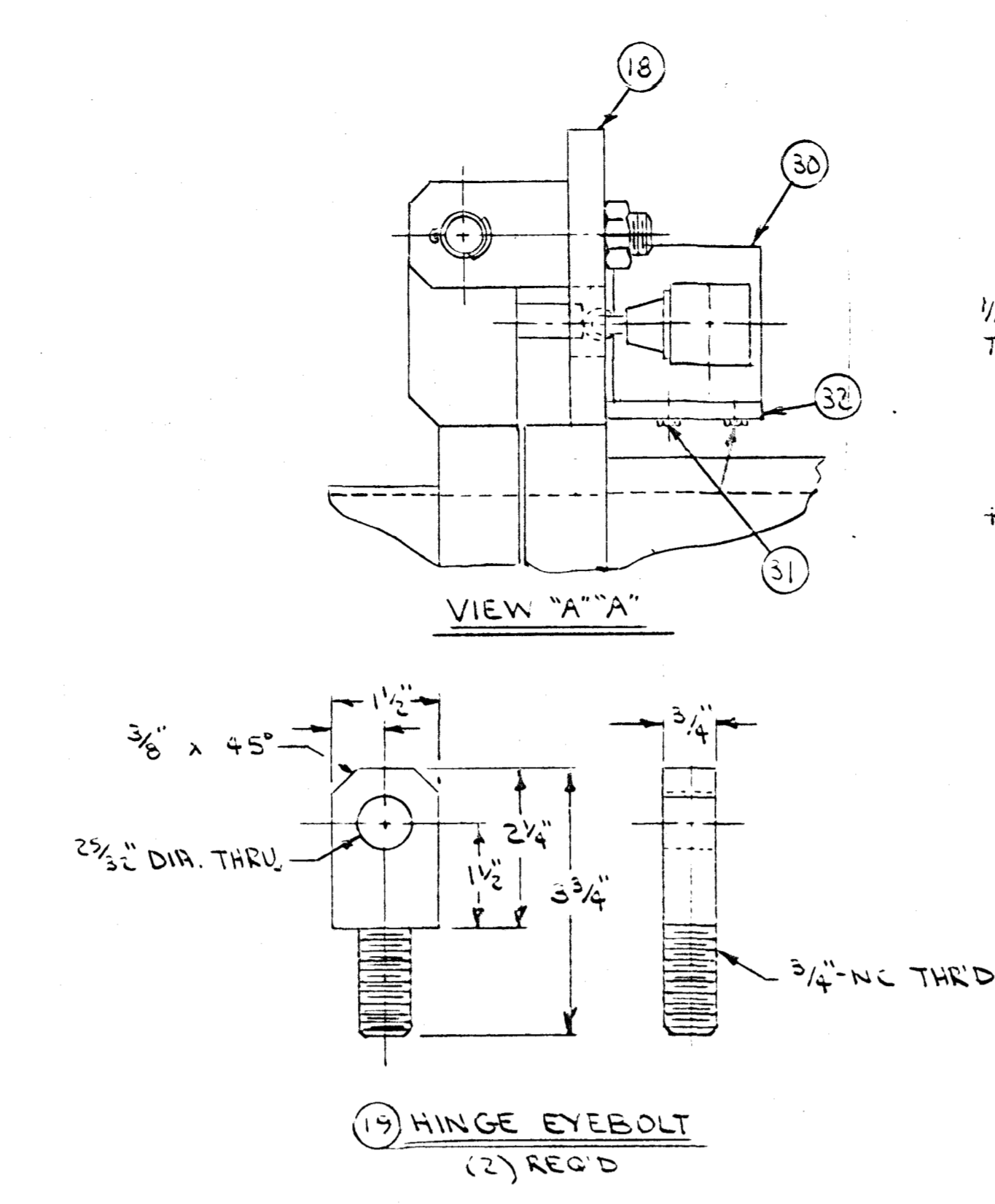
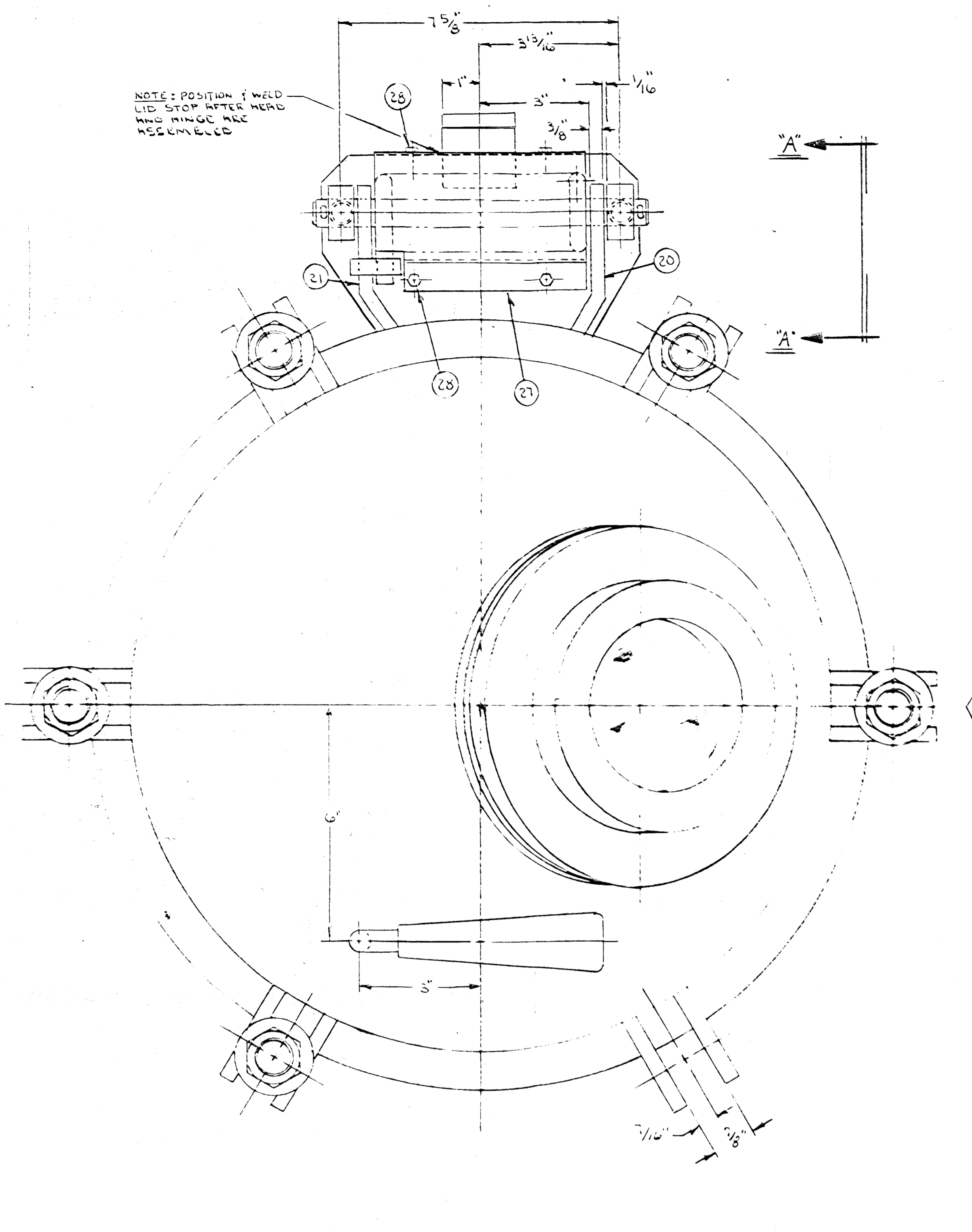
No. E-3600280 C

I	1	2"	150# R.F.S.D.	40	BALANCE LINE	
NO.	QTY.	SIZE	RATING	TYPE	SCH.	SERVICE/DESCRIPTION
						NOZZLE SCHEDULE

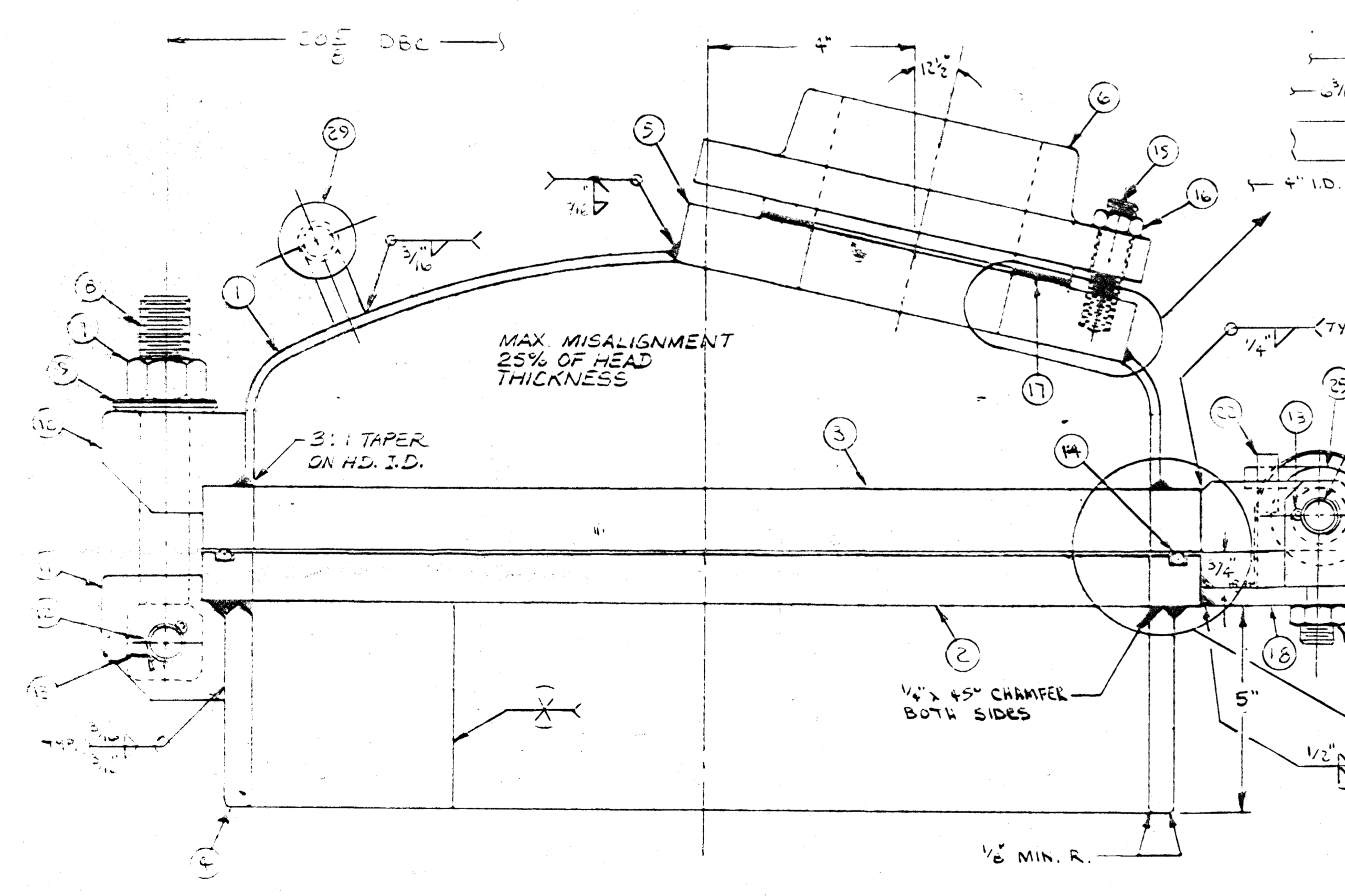
CAD REFERENCE NO.
RD00039A

Clarence S. Darnell
GASTON COUNTY DYING MACHINE COMPANY
12-7-89

- NOTES:**
1. WELD ALL FLANGES WITH BOLT HOLES STRADDLE MAJOR CENTER LINE (UNLESS OTHERWISE NOTED).
 2. ALL NOZZLES TO BE COVERED PRIOR TO SHIPPING VESSEL.
 3. THIS VESSEL DESIGNED FOR NON LETHAL SERVICE.
 4. 1/4 NPT WEEP HOLES TO BE LOCATED AT THE LOWEST POINT WHERE INDICATED.
 5. APPROXIMATE SHIPPING WEIGHT EMPTY.
 6. APPROXIMATE WEIGHT FULL OF WATER.
 7. CORROSION ALLOWANCE =
 8. FURNISH CUSTOMER WITH _____ SETS OF MILL TEST REPORTS.
 9. REMOVE ALL BURRS, WELD, SLAG, GREASE AND BREAK SHARP EDGES.
 10. PROTECT GASKET SURFACES AND POLISHED SURFACES AT ALL TIMES.
 11. _____ BLAST ALL EXTERIOR CARBON STEEL SURFACES AND APPLY _____



(*) 8. 2 1/2" DIA. PIN. HOLE, 2 1/4" THRD. LGTH. (NODIN) - 1 3/8" PIN BASE DIA.
 (*) 6. F.V. @ 400 ° F. TEFLON GASKET

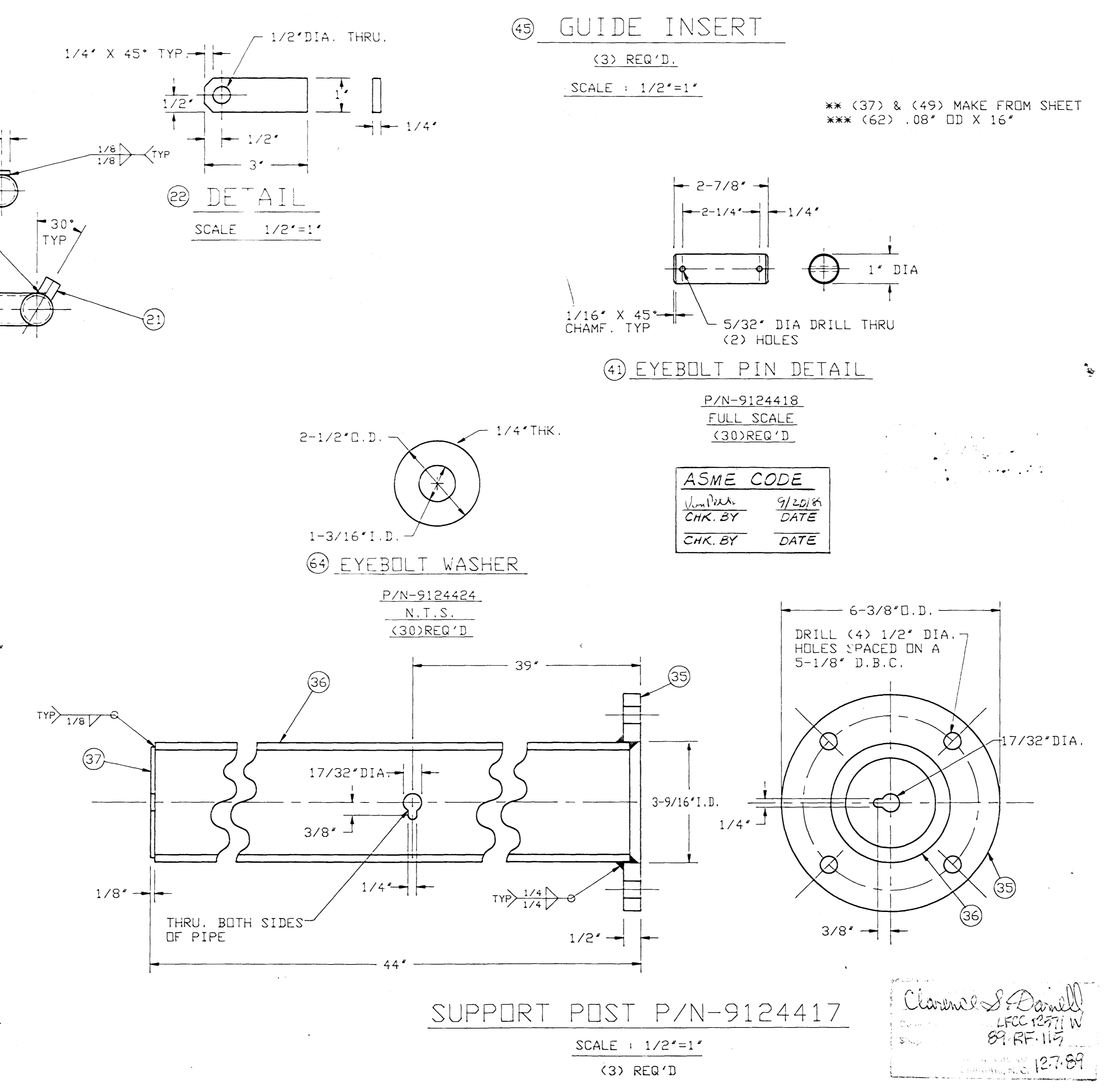
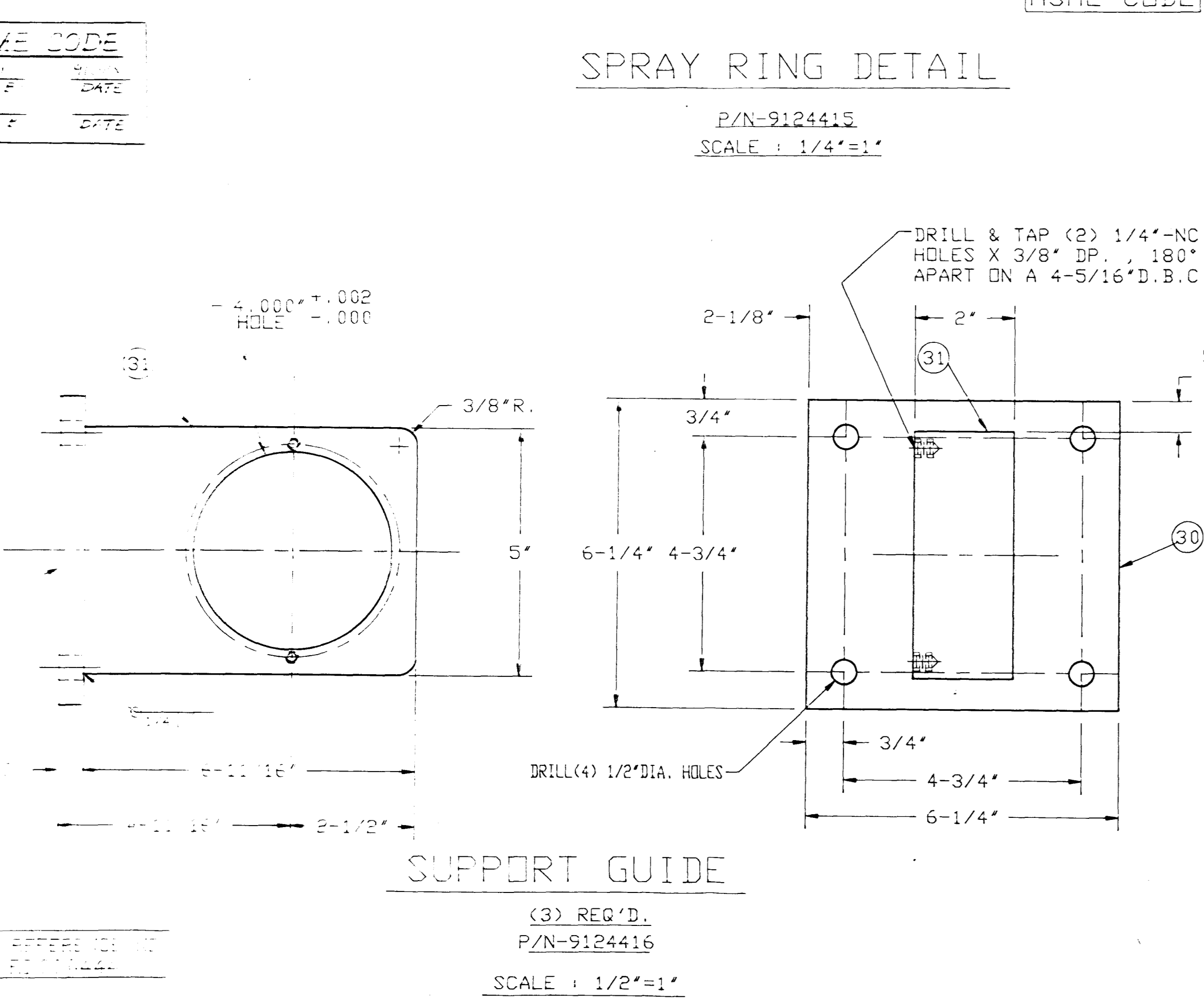
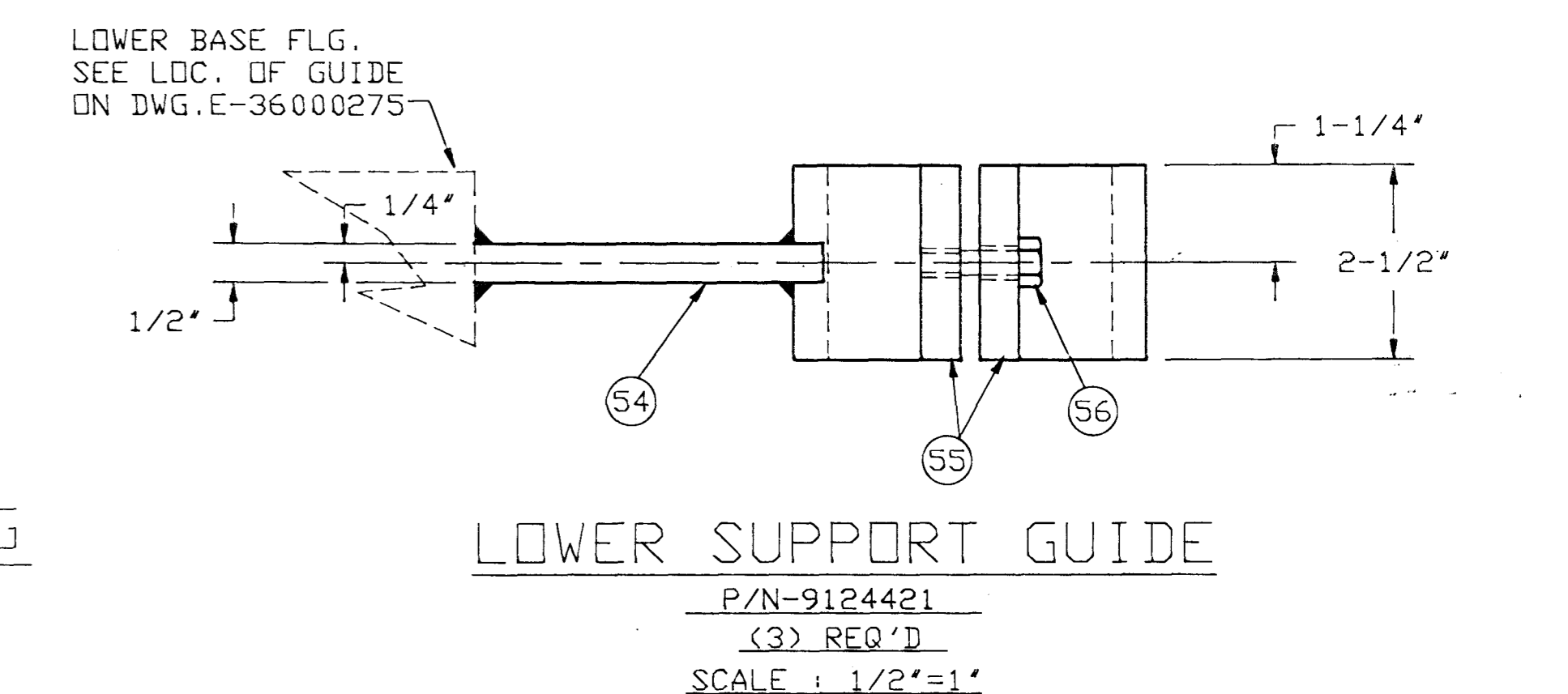
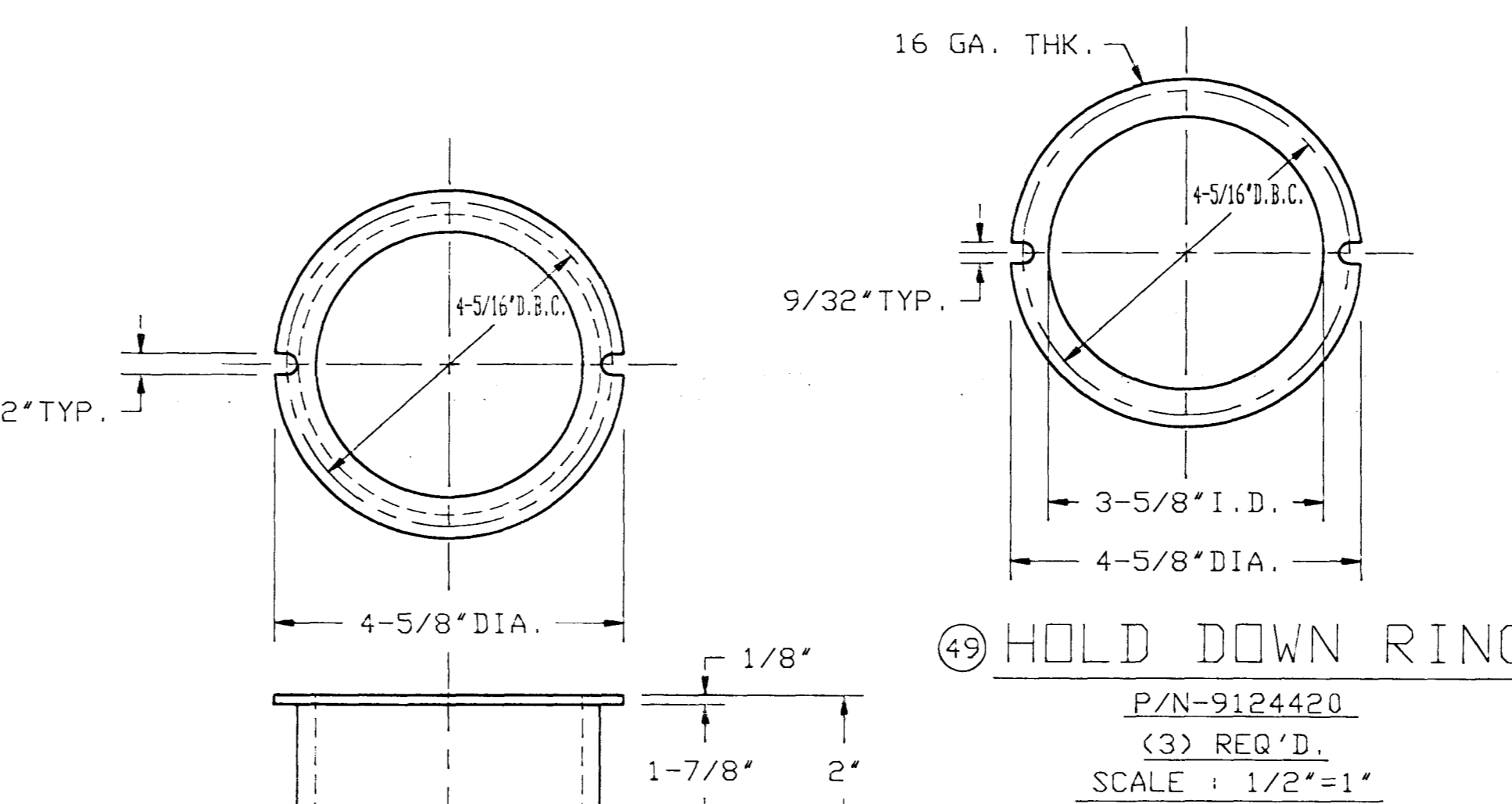
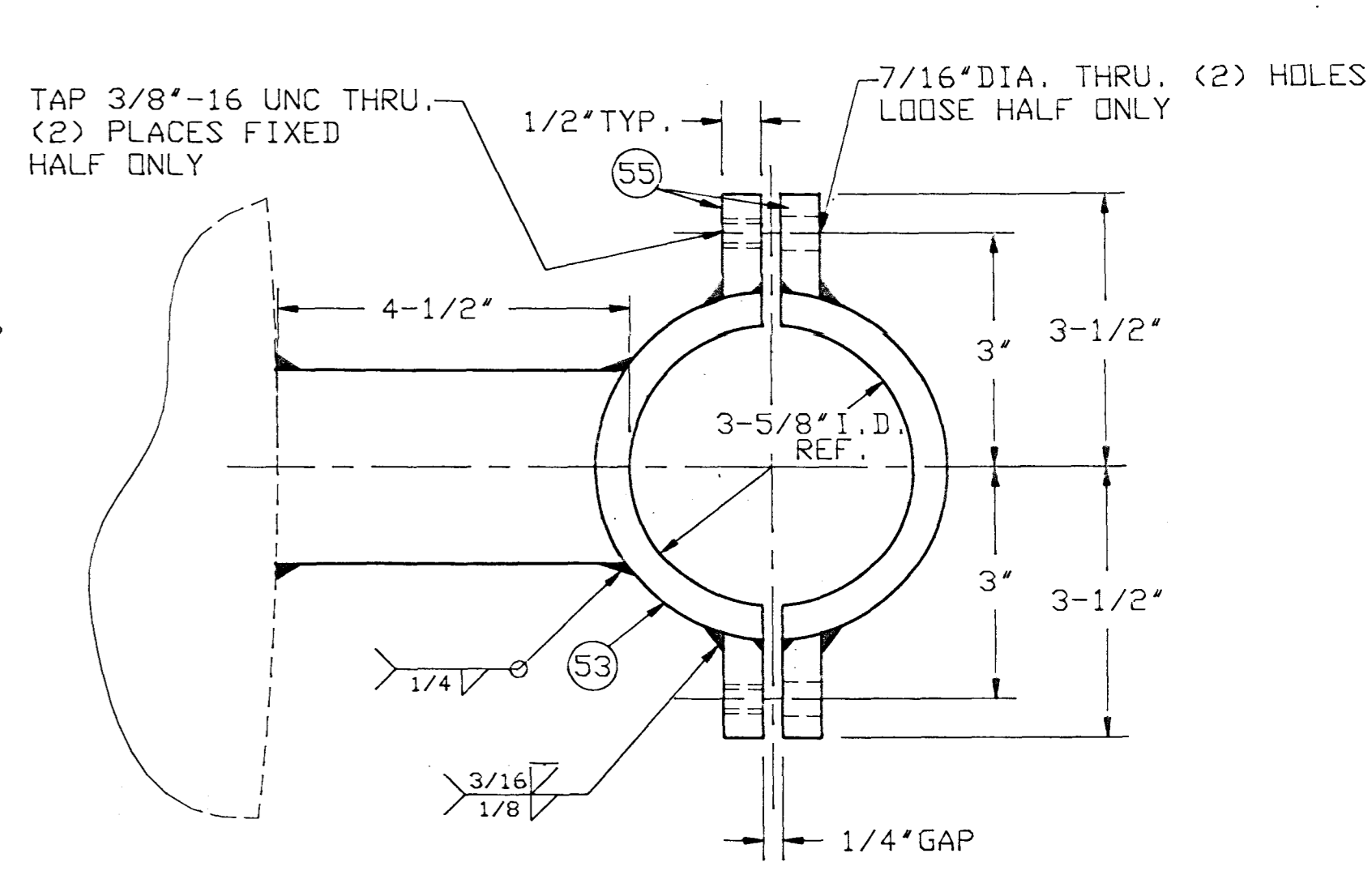
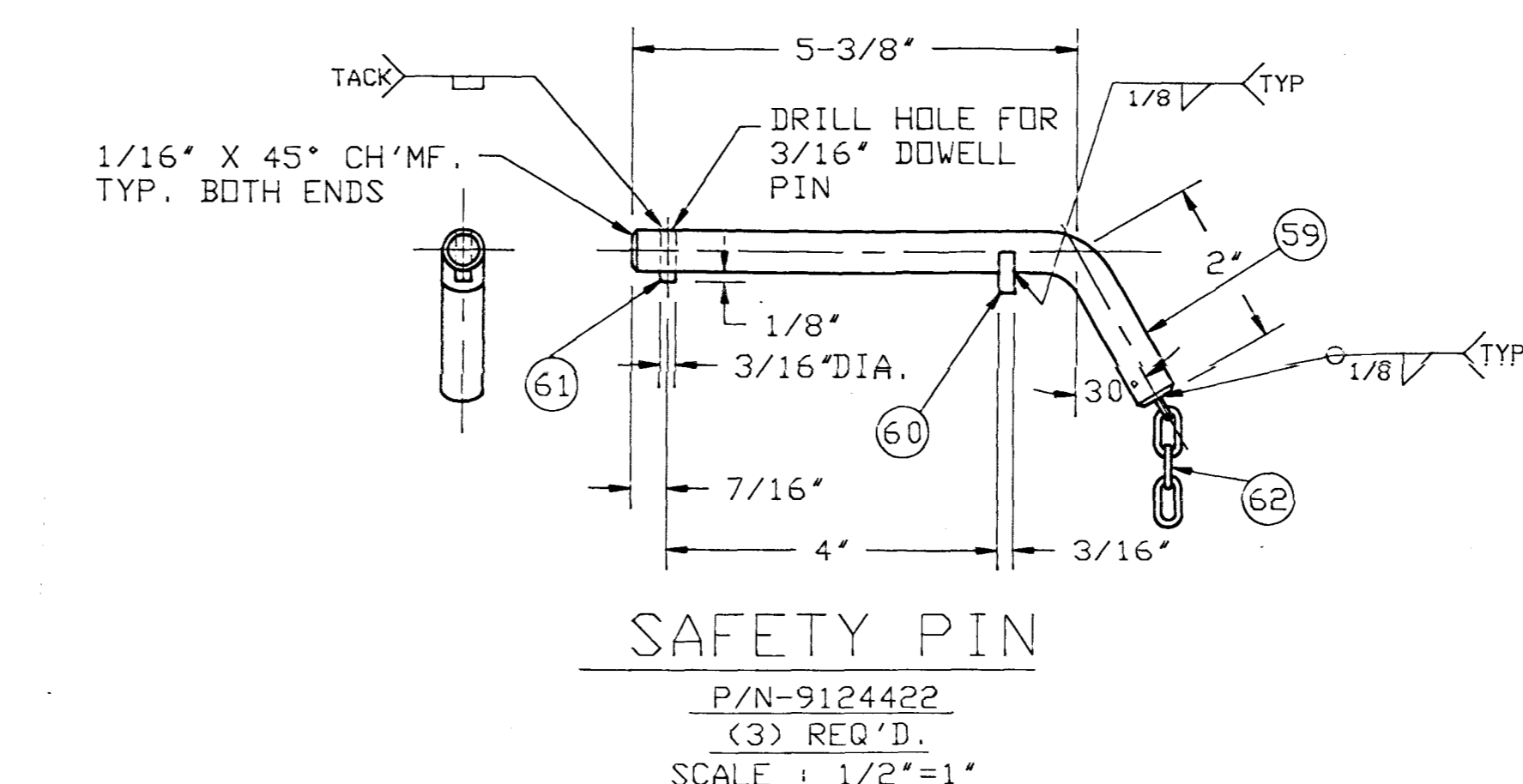
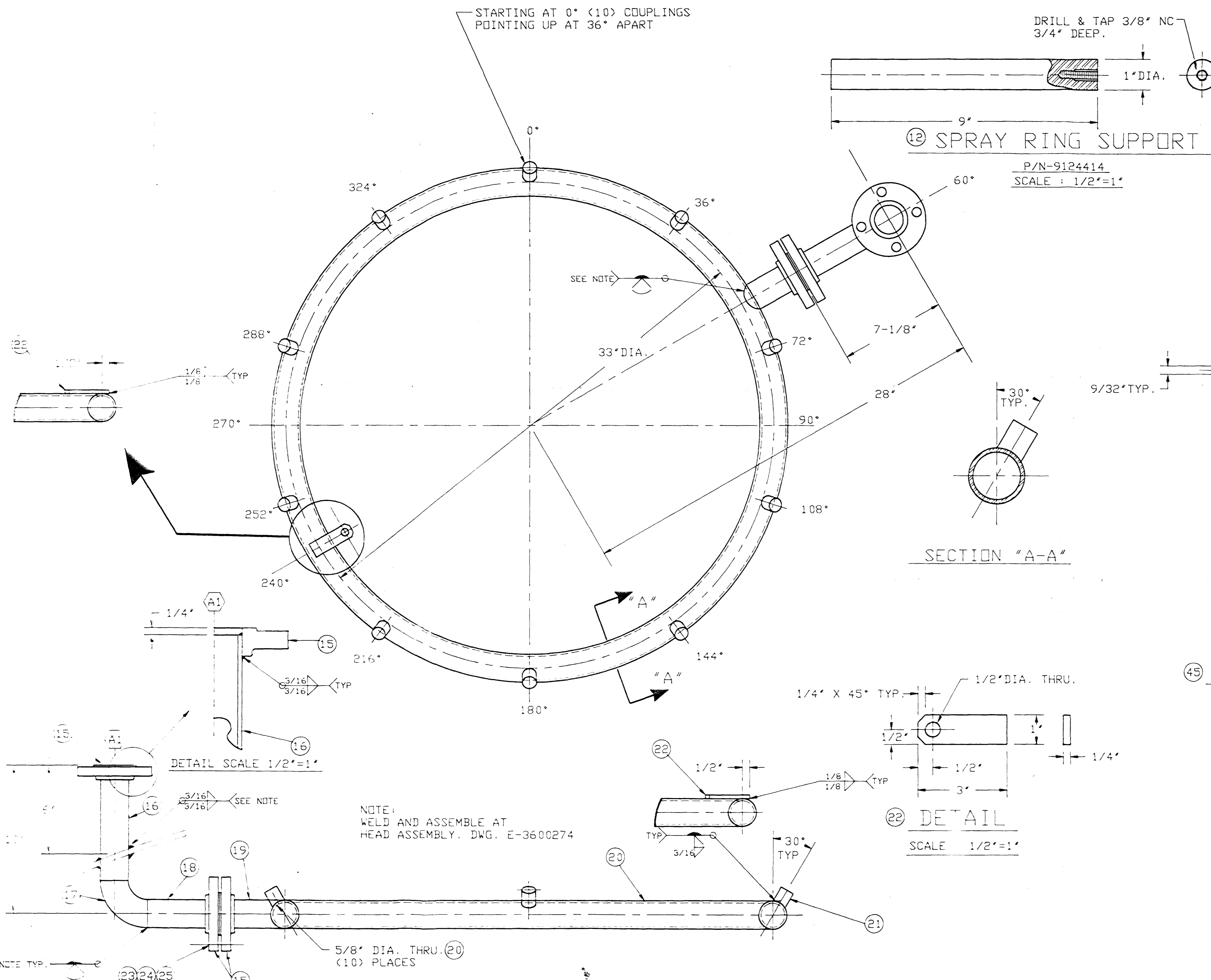


NO.	DESCRIPTION	QTY.	UNIT	PRICE	TOTAL
33	BAR FL 3/8" X 1/2" X 1 1/2" LG	304	5015000		.0938
32	PLATE 1/4" X 2 1/2" X 5"	304	6555022		.0015
31	BOLT HEX HD. 1/4" NC X 3/8" LG	304	9103348		2
30	SWITCH LIMIT AS BOLT KR-RIF7	304	9123536		1
29	HANDLE	10000/304	1005000	5-1005000	1
28	BOLT HEX HD. 1/4" NC X 3/8" LG	304	6005900		4
27	SHEET 10 GA X 5 3/4" X 8 1/2" LG	304	6555002		.0072
26	NUT HEX 3/4" NC	304	0140353		2
25	SPRING 2 1/2" DIA WIRE X 1 1/2" TD X 5 7/8" LG (NITROGEN ANNEAL)	304	9116355		1
24	BAR 3/4" DIA X 4 1/2" LG	304	5015000		.7604
23	BAR FL 3/8" X 1/2" X 4 1/2" LG	304	5015000		.7117
22	BAR FL 1/4" X 3/4" X 3 1/2" LG	304	5015000		.2917
21	BAR FL 3/8" X 1/2" X 4 1/2" LG	304	5015000		.339
20	BAR FL 3/8" X 1/2" X 4 1/2" LG	304	5015000		.339
19	BAR END 1/2" DIA X 3 1/2" LG	304	5015000		.625
18	PLATE 1/2" THK X 4 1/2" X 3 1/2" LG	304	6555022		.0049
17	GASKET 6 1/8" OD X 4 1/2" ID X 1/8" THK	304	9103348		3
16	NUT HEX 5/8" NC	304	0100028		8
15	STUD THRD 5/8" NC X 3" LG	304	0100028		8
14	O-RING 1/2" DIA. (225 Ø) X 1 1/8" I.D.	TEF. ENG. VITON	9123535		3
13	COTTER PIN 3/16" DIA. X 1 1/2" LG	304	6004008		14
12	BAR END 3/8" DIA X 2 1/2" LG	304	5015000		1.25
11	PLATE 3/8" THK X 2 1/2" X 2 1/2"	304	6555022		.0066
10	PLATE 3/8" THK X 2" X 2 1/2"	304	6555022		.0066
9	BAR END 2" DIA. X 1 1/2" THK	304	5015000		.125
8	EYEBOLT 3/4" NC X 6" TO E OF HOLE (**)	304	9104424		6
7	NUT HEX 3/4" NC O.D. PL.	304	9106258		6
6	SIGHT GLASS 1" MOD - ASME 150# (*)	304	9108170		1
5	RING 9" OD X 4" ID X 1 1/8" THK	304	9101421		1
4	PLATE 1/2" THK X 5" X 5 7/8"	304	6520340		.0125
3	RING 1 3/4" MOD X 1 1/2" ID X 1 1/4" THK	304	9102533		1
2	RING 1 3/4" MOD X 1 1/2" ID X 1 1/4" THK	304	9102533		1
1	HEAD ASME FED 18.0.0 X 3/8" THK X 18" DR X 1 1/2" SF	304	9123532		1

FABRICATION DIVISION NAMEPLATE		ASME CODE SPECIFICATION		APPROVAL	
Serial No.		DATE		APPROVED	
Size	Material	SHELL DESIGN	PSI @ °F.	TUBE SIDE OR JKT. DESIGN	PSI @ °F.
		XRAY	MATERIAL	XRAY	MATERIAL
			INCHES HG @ °F.	VACUUM	INCHES HG @ °F.

REV.	DESCRIPTION	DATE	BY	CHECKED	APPROVED
A	RELEASE TO SHOP	9-15-89	MKM		

GASTON COUNTY FABRICATION		CUSTOMER: ROSENBLUM INC., CHARLOTTE, NC	
A DIVISION OF GASTON COUNTY DYING MACHINE COMPANY		DUPLICATE: GREENVILLE, OHIO, PART NO. 7571	
STANLEY, NORTH CAROLINA 284 263 4766		RO. NO. LFCC-12671W, E.I.N. 5073-200-3	
TITLE: 18" SPRING LOADED MANWAY, 316L		CUSTOMER P.D. NO. 0255	
DRAWN BY: HARRISON		DATE: 8-26-89	
SHOP ORDER NO. 90604A		NO. REQUIRED: ONE	
SCALE: NONE		REV. A	



NO.	QTY.	DESCRIPTION	MATERIAL	G.C. PART NO.	DRAWING NO.	QTY./PER.
65	30	BAR, RND, 2-1/2" D.D. X 1/4" LG.		304 5124000		.652
64	3	EYEBOLT WASHER P/N-9124424				
63	3	CHAIN WELDED UTILITY, ZINC PLT. ***	CS	9101437		4.000
61	3	DOWEL PIN, 3/16" DIA X 1/2" LG		304 9114510		.3
60	3	BAR, FL 3/16" X 1/2" X 1/2"		304 5072000		1.130
59	3	BAR, RND 1/2" DIA X 7-3/8"		304 5106000		1.844
57	3	SAFETY PIN ASS'Y P/N-9124422				
56	6	BOLT, HEX HD 3/8" NC X 3/4" LG		304 6605051		.6
55	12	BAR, FL 1/2" X 2-1/2" X 1-1/4"		304 5030000		1.300
54	3	BAR, FL 1/2" X 2-1/2" X 4-1/2"		304 5030000		1.130
53	3	BAR, RND 4-1/2" DIA X 2-1/2" LG		304 5133000		.630
52	1	LOWER SUPPORT GUIDE P/N-9124421				
51						
49	3	RING, 4-5/8" OD X 3-5/8" ID X 16 GA **		304 6555003		.0124
48	3	HOLD DOWN RING P/N-9124420				
47				1234567		
46						
45	3	PLATE, 2" THK X 4-3/4" X 4-3/4"	POLYRITE	9123887		.903
44	3	GUIDE INSERT P/N-9124419				
43						
42						
41	30	BAR, RND 1" DIA X 2-7/8" LG	SA-479	304 5110000		7.188
40		EYEBOLT PIN DETAIL P/N-9124418				
39						
38						
37	3	DISC, 3-1/2" OD X 11 GA **		304 6555018		.0085
36	3	PIPE, 3" SCH 40 X 43-9/16" LG		304 5233000		10.89
35	3	DISC, 6-3/8" OD X 1/2" THK		304 9124906		.3
34		SUPPORT POST P/N-9124417				
33						
32						
31	3	PLATE, 2" THK X 5" X 6-11/16" LG		304 6555060		.022
30	3	PLATE, 1/2" THK X 6-1/4" X 6-1/4"		304 6555039		.0136
29		SUPPORT GUIDE P/N-9124416				
28						
27						
26						
25	4	NUT, HEX 1/2" NC		316 6606820		.4
24	4	BOLT, HEX HD 1/2" NC X 2-1/4" LG		316 6606822		.4
23	1	GASKET, 3/3-8" DD X 1-29/32" ID X 1/8"	TEFLON	9106960		
22	1	PLATE, 1/4" THK X 1" X 3" LG	SA-240 316L	6520279		.00035
21	10	COUPLING, HALF 1/2" 3000# SCR	SA-182 316L	9121552		.10
20	1	PIPE, 1-1/2" SCH 40 X 103-11/16" LG	SA-312 316L	6782000		8.644
19	1	PIPE, 1-1/2" SCH 40 X 4-1/8" LG	SA-312 316L	6782000		.344
18	1	PIPE, 1-1/2" SCH 40 X 4-5/8" LG	SA-312 316L	6782000		.385
17	1	ELBOW, WELD 1-1/2" SCH 40 X 90° LR	SA-403 316L	0121256		.1
16	1	PIPE, 1-1/2" SCH 40 X 7-1/2" LG	SA-312 316L	6782000		.625
15	3	FLANGE, RFSD 1-1/2" 150# ANSI	SA-182 316L	0120530		.3
14		SPRAY RING DETAIL P/N-9124415				
13						
12	1	BAR, RND 1" DIA X 9" LG	SA-479 316L	9102283		.750
11		SPRAY RING SUPPORT P/N-9124414				
10	34	EYEBOLT WASHER P/N-9124424				
9	3	SAFETY PIN ASS'Y P/N-9124422				
8	3	LOWER SUPPORT GUIDE P/N-9124421				
7	3	HOLD DOWN RING P/N-9124420				
6	3	GUIDE INSERT P/N-9124419				
5	34	EYEBOLT PIN P/N-9124418				
4	3	SUPPORT POST P/N-9124417				
3	3	SUPPORT GUIDE P/N-9124416				
2	3	SPRAY RING DETAIL P/N-9124415				
1	1	SPRAY RING SUPPORT P/N-9124414				

BILL OF MATERIAL: P/N 3600283

REV.	DESCRIPTION	DATE	BY	CHECKED	APPROVED
A	CUSTOMER CHGS. & REL. TO SHOP	9-15-89	MKM		

GASTON COUNTY FABRICATION
A DIVISION OF GASTON COUNTY DYING MACHINE COMPANY
STANLEY, NORTH CAROLINA 28053-2705

CUSTOMER: ROSENMUND INC., CHARLOTTE NC
DUPONT PLANT, CHARLOTTE, NC; PROJ. NO. 7571

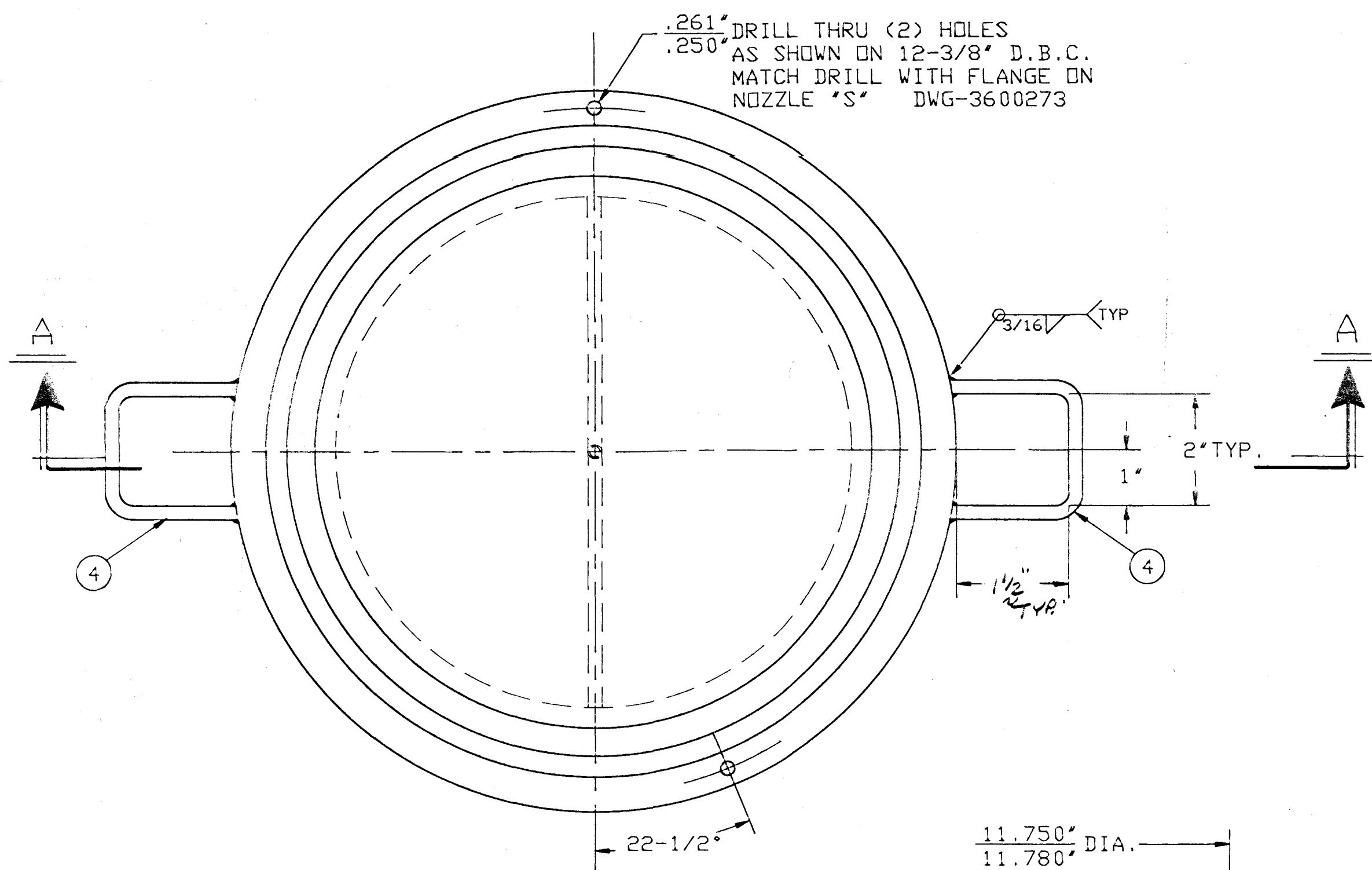
TITLE: P.O. LFCC-12671 WJE.N. 5073-200-3
MISC. PARTS DETAIL, 3rd, 316L

DRAWN BY: THOMAS A. DAVIS
DATE: 7-6-89
CHECKED BY: M.K.M.
DATE: 9-15-89

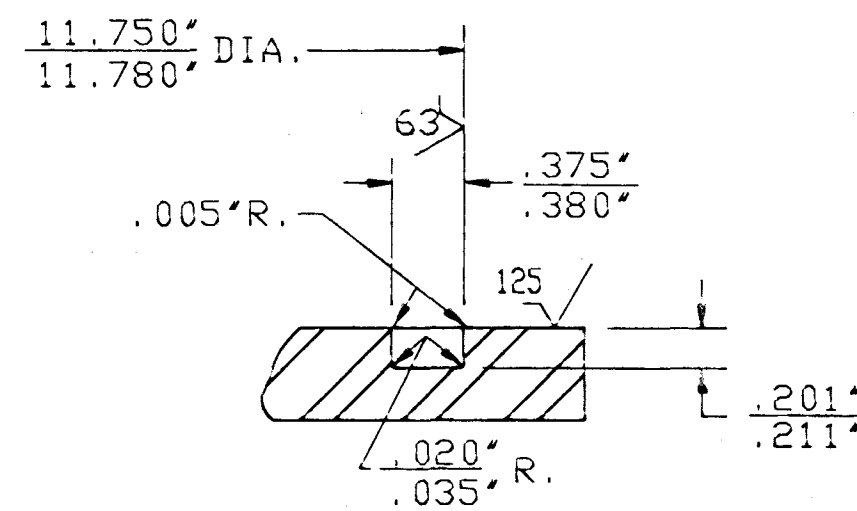
SHOP ORDER NO. F-88604-A
IND. REQUIRED
SHEET 1 OF 1

SCALE: 3"=1'

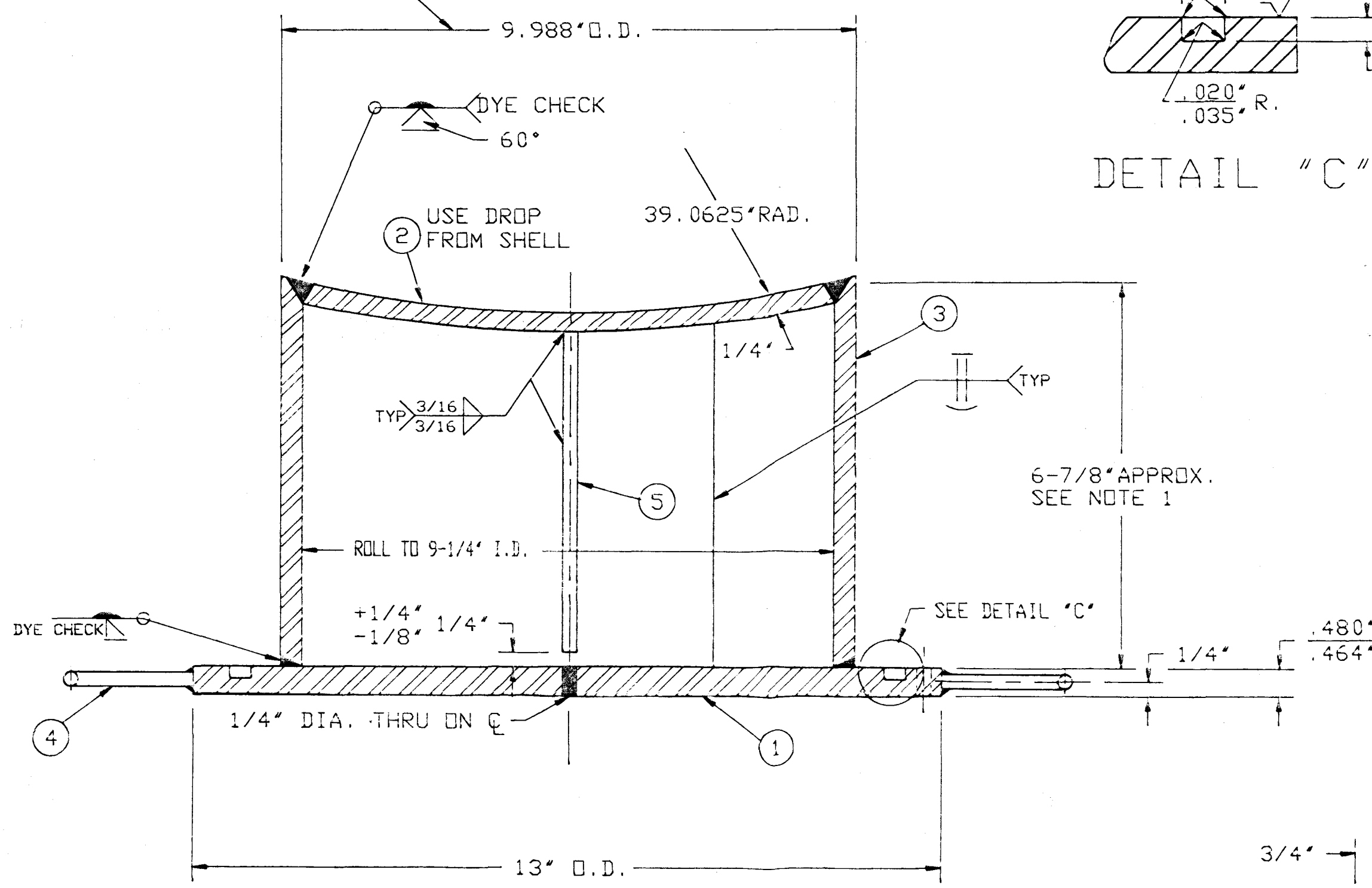
REV. No. E-3600283A



NOTE:
CHECK I.D. OF NOZZLE
"S" BEFORE MACHINING
THIS DIM.



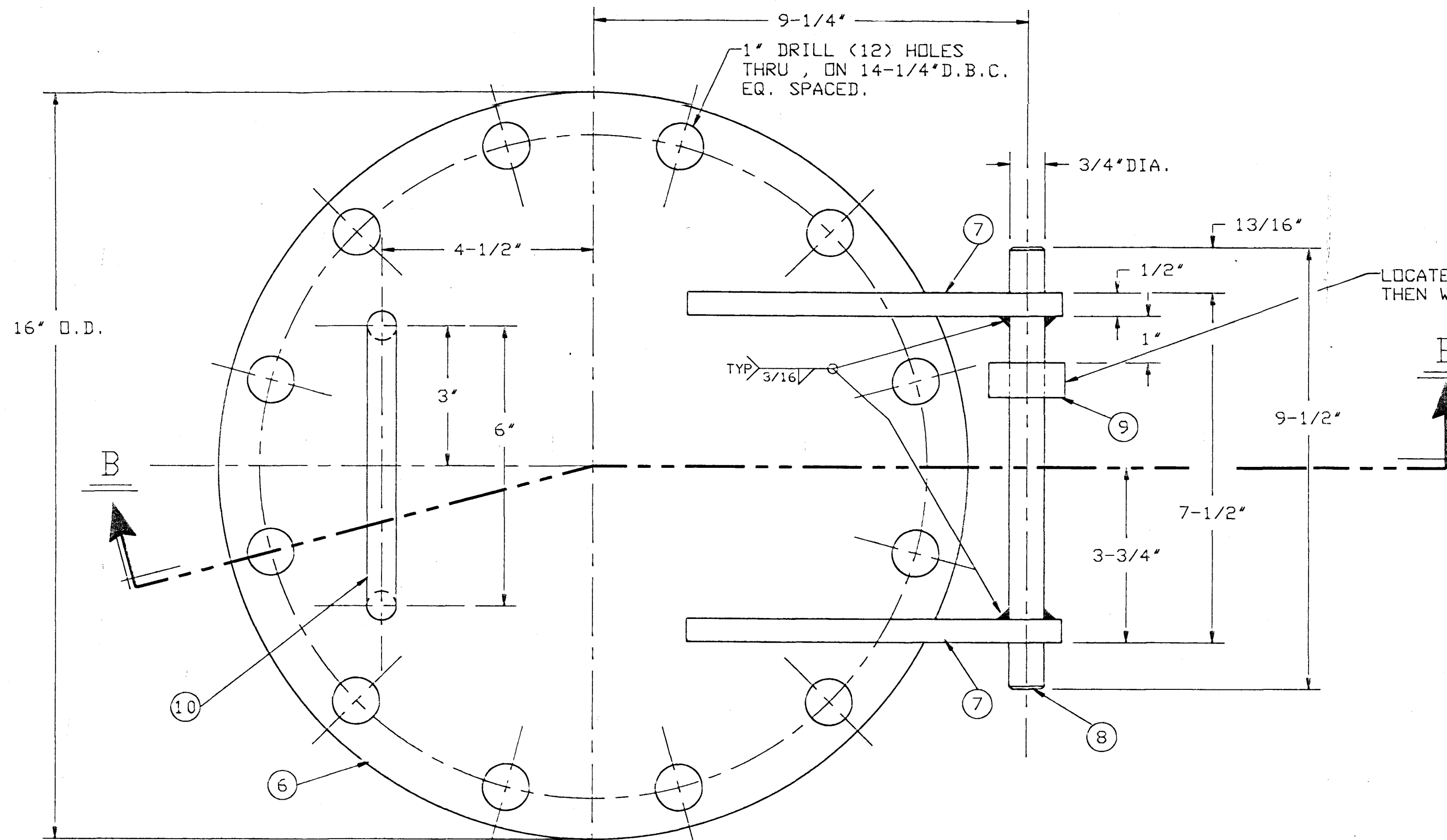
DETAIL "C"



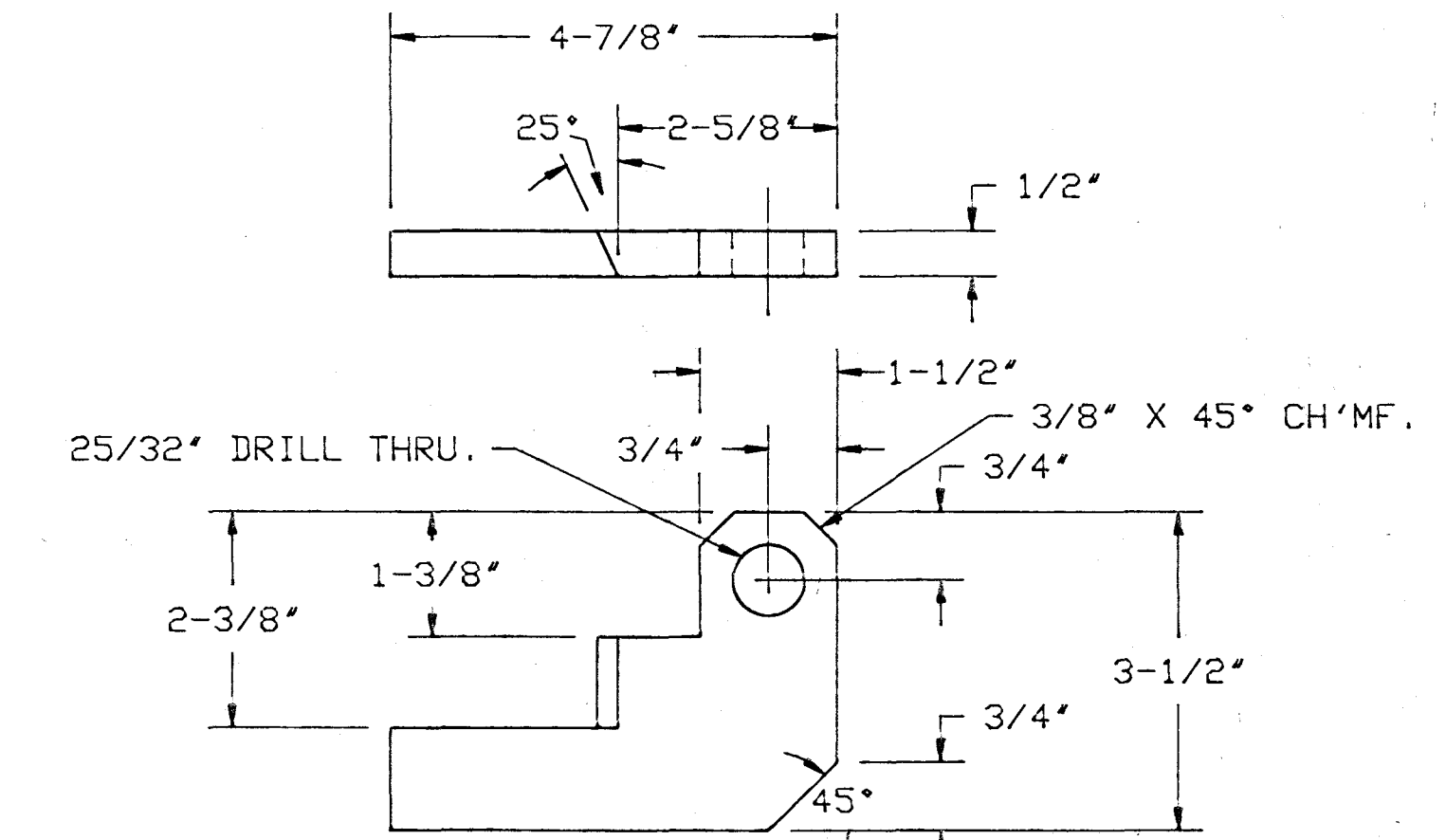
SECTION "A-A"

PLUG ASSEMBLY

SCALE: 1/2"=1"

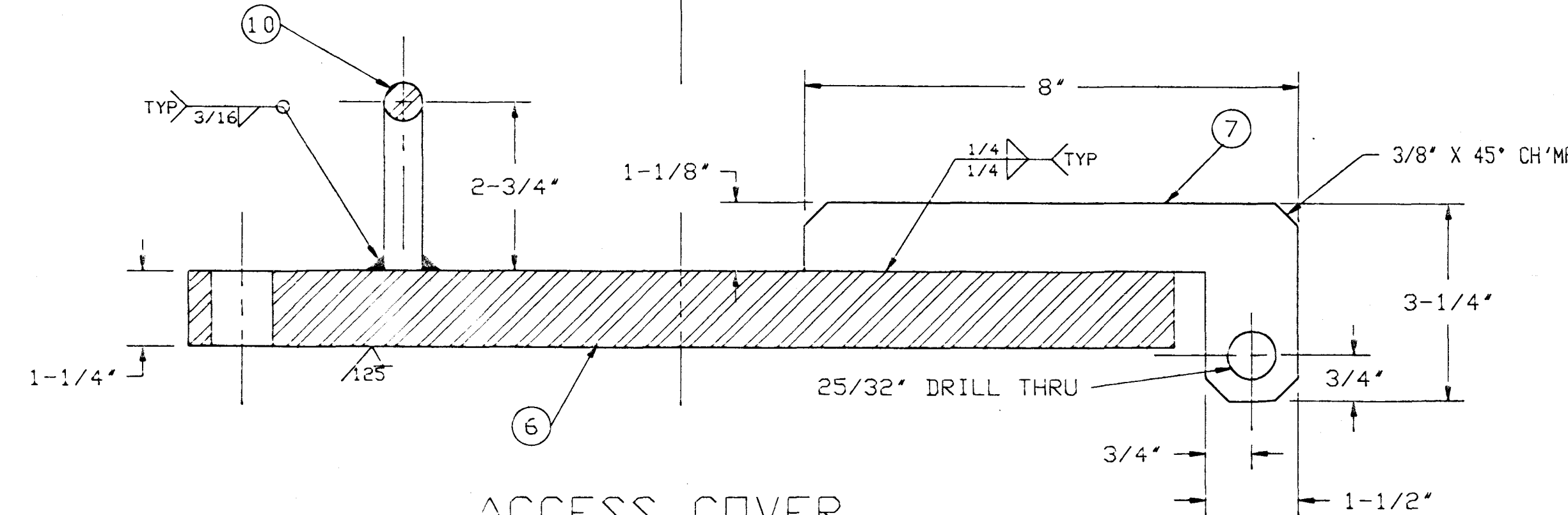


LOCATE AT ASS'Y. w/SWITCH & BRK'T.
THEN WELD IN PLACE ON SHAFT.



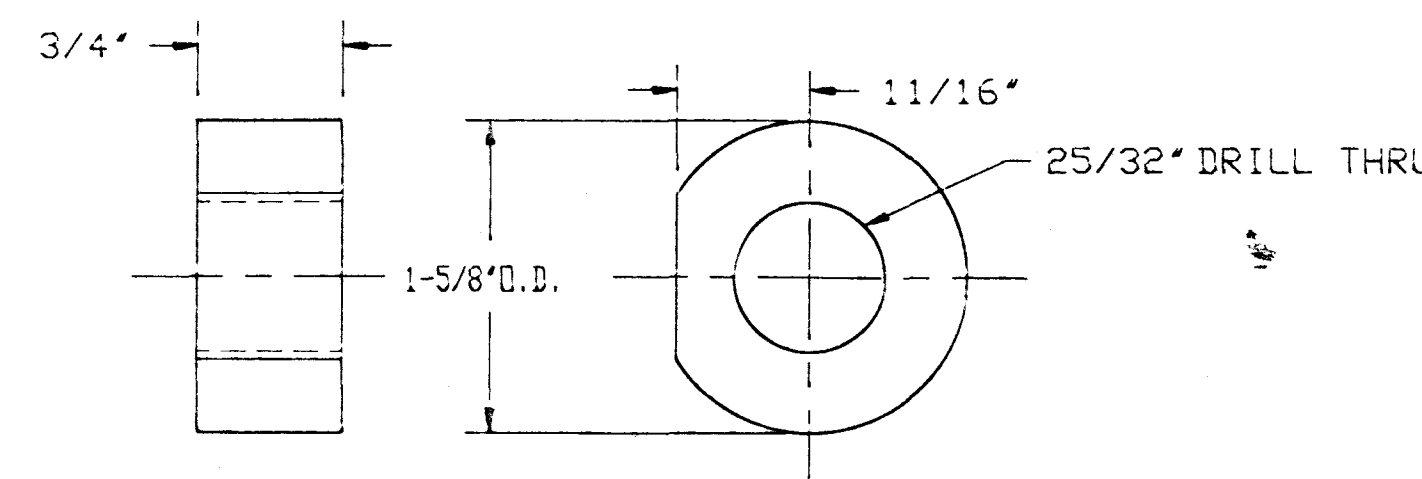
⑪ ACCESS COVER HINGE LUG

(2 REQ'D. - 1 AS SHOWN. - 1 OPP. HAND.)
SCALE: 1/2"=1"



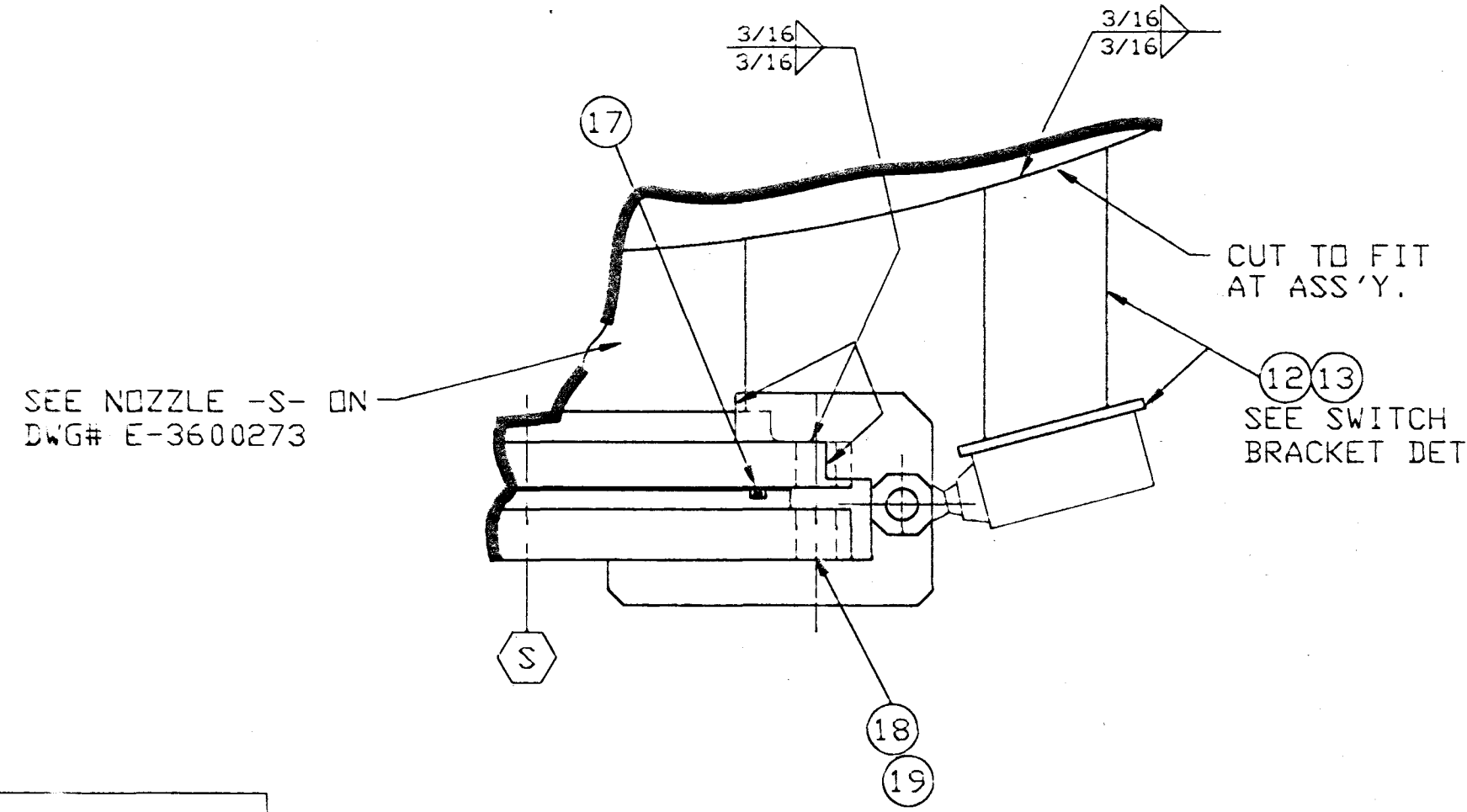
ACCESS COVER

SCALE: 1/2"=1"



⑨ SWITCH ACTUATOR

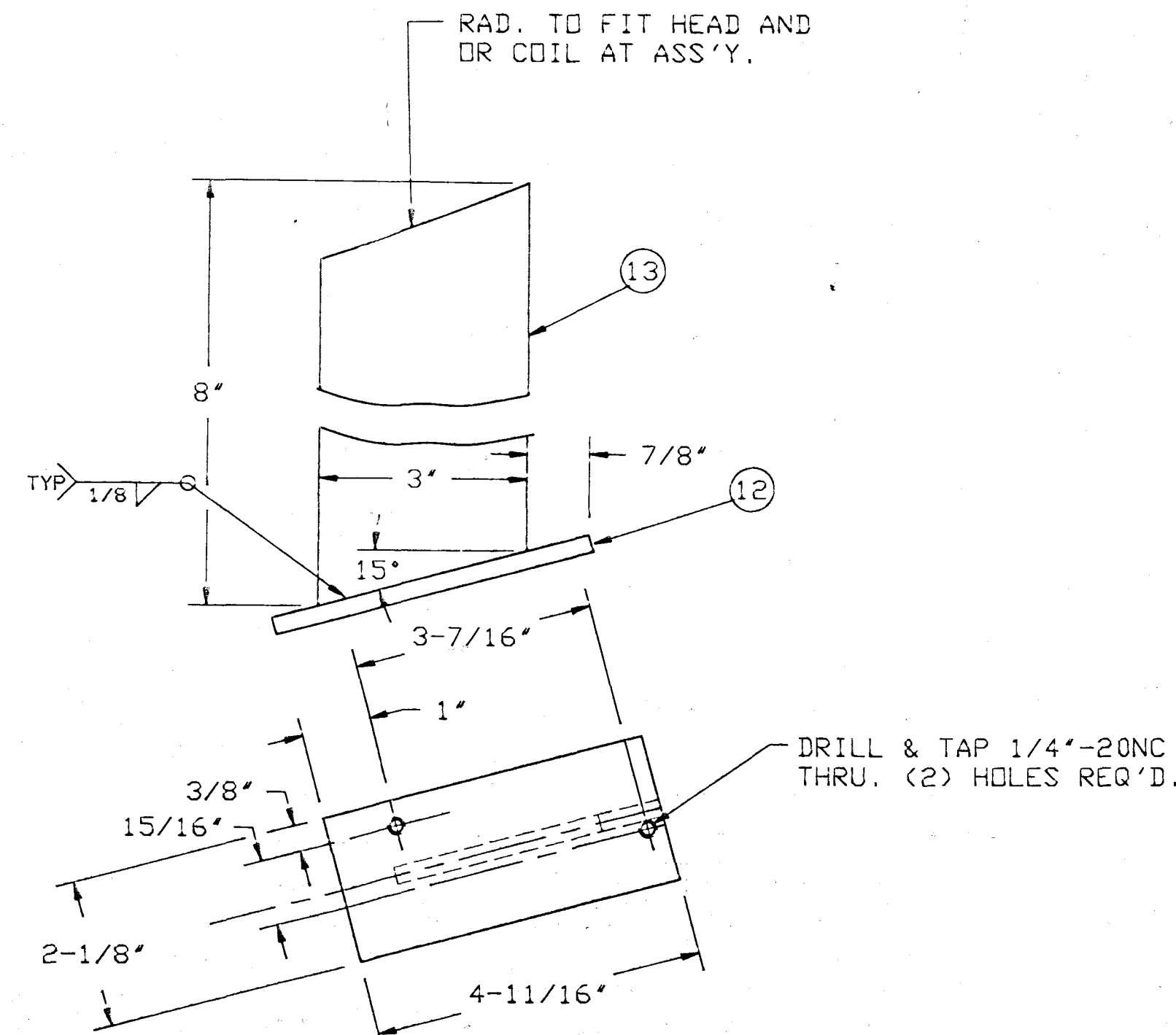
SCALE: FULL



SEE NOZZLE -S- ON
DWG# E-3600273

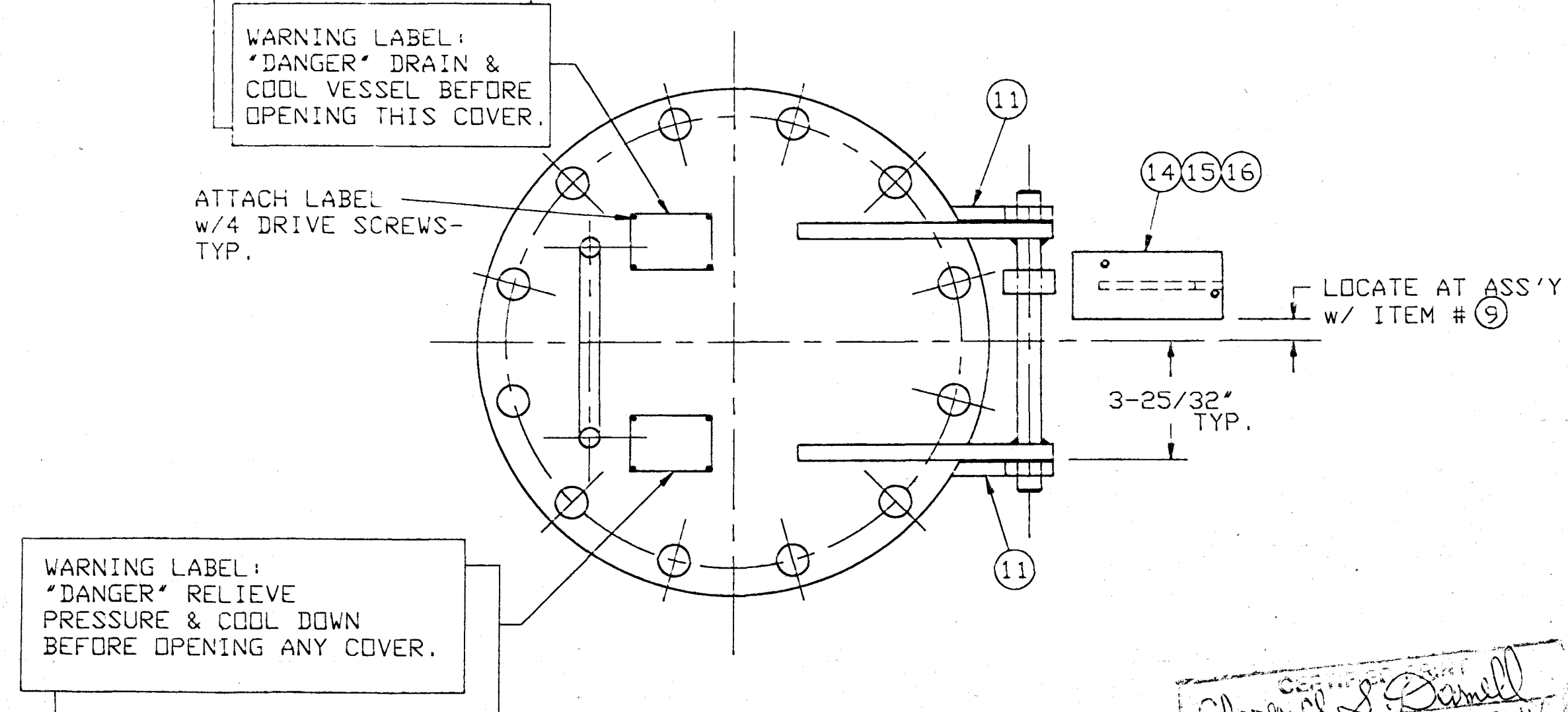
CUT TO FIT
AT ASS'Y.

SEE SWITCH
BRACKET DET.



SWITCH BRACKET DETAIL

SCALE: 1/2"=1"



COVER ASSEMBLY

SCALE: 1/4"=1"

WARNING LABEL:
"DANGER" RELIEVE
PRESSURE & COOL DOWN
BEFORE OPENING ANY COVER.

WARNING LABEL:
"DANGER" DRAIN &
COOL VESSEL BEFORE
OPENING THIS COVER.

ATTACH LABEL
w/4 DRIVE SCREWS-
TYP.

ASME CODE
920199
CALC. ASSY NO.
CA-R3-A

CERTIFIED COPY
GASTON COUNTY DYING MACHINE CO.

QTY.	DESCRIPTION	MATERIAL	G.C. PART NO.	DRAWING NO.	QTY./PER.
12	NUT, HEX 7/8"-NC	SA-194 GRB 304	8100554		12
12	BOLT, HEX HD, 7/8"-NC X 4-1/2" LG.	SA-193 BB 304	6605165		12
17	O-RING, (.275" DIA. X 11" I.D.	TEF. ENC. VITON	9123892		1
2	WASHER, LOCK 1/4"	304	6605934		2
15	CAP SCREW, HEX SDC HD, 1/4"-NC X 2-1/2" LG.	304	9116836		2
14	SWITCH - A-B #802XRDC7, TOP PUSH ROLLER, DP, DT-EXPL.	PRODF	9116835		1
13	PLATE, 1/4" THK. X 5" X 8" LG.	SA-240-304	6555002		.0038
12	PLATE, 1/4" THK. X 2-1/8" X 14-11/16" LG.	SA-240-304	6555002		.0012
11	PLATE, 1/2" THK. X 3-1/2" X 4-7/8" LG.	SA-240 304	6555039		.004
10	BAR, RD, 5/8" DIA. X 11-1/2"	304	5107000		.959
9	BAR, RD, 1-5/8" DIA. X 3/4" LG.	304	5118000		.063
8	BAR, RD, 3/4" DIA. X 9-1/2" LG.	304	5108000		.792
7	PLATE, 1/2" THK. X 3-1/4" X 8" LG.	SA-240 304	6555039		.006
6	DISC, 16" O.D. X 1-3/8" THK.	SA-240 304	9124908		1
5	PLATE, 1/4" THK. X 5-9/16" X 5-1/2" LG.	SA-240 316L	6520279		.006
4	BAR, RD, 1/4" DIA. X 5" LG.	304	5103000		.043
3	PLATE, 1/2" THK. X 7" X 30-5/8" LG.	SA-240 316L	6520290		.0094
2	DISC, 10-3/4" O.D. X 1/4" THK. (USE SHELL DROP)	SA-240 316L			1
1	DISC, 19" O.D. X 1/2" THK.	SA-240 316L	9124990		1

REV.	DESCRIPTION	DATE	BY	CHECKED	APPROVED
A	CUSTOMER CHGS. & REL. TO SHOP	5-15-89	M.K.M.		

GASTON COUNTY FABRICATION
A DIVISION OF GASTON COUNTY DYING MACHINE COMPANY
3101 W. NORTH CAROLINA, BOX 205-700

CUSTOMER: ROSEN MUND INC., CHARLOTTE NC
DUPOINT, PLANT: CIRCLEVILLE, OHIO; PROJ. NO. 7571

TITLE: P.O. LFCC-12671WJE.N. 5073-200-3
HINGED HANDWAY DETAIL, 3m2, 31.6L

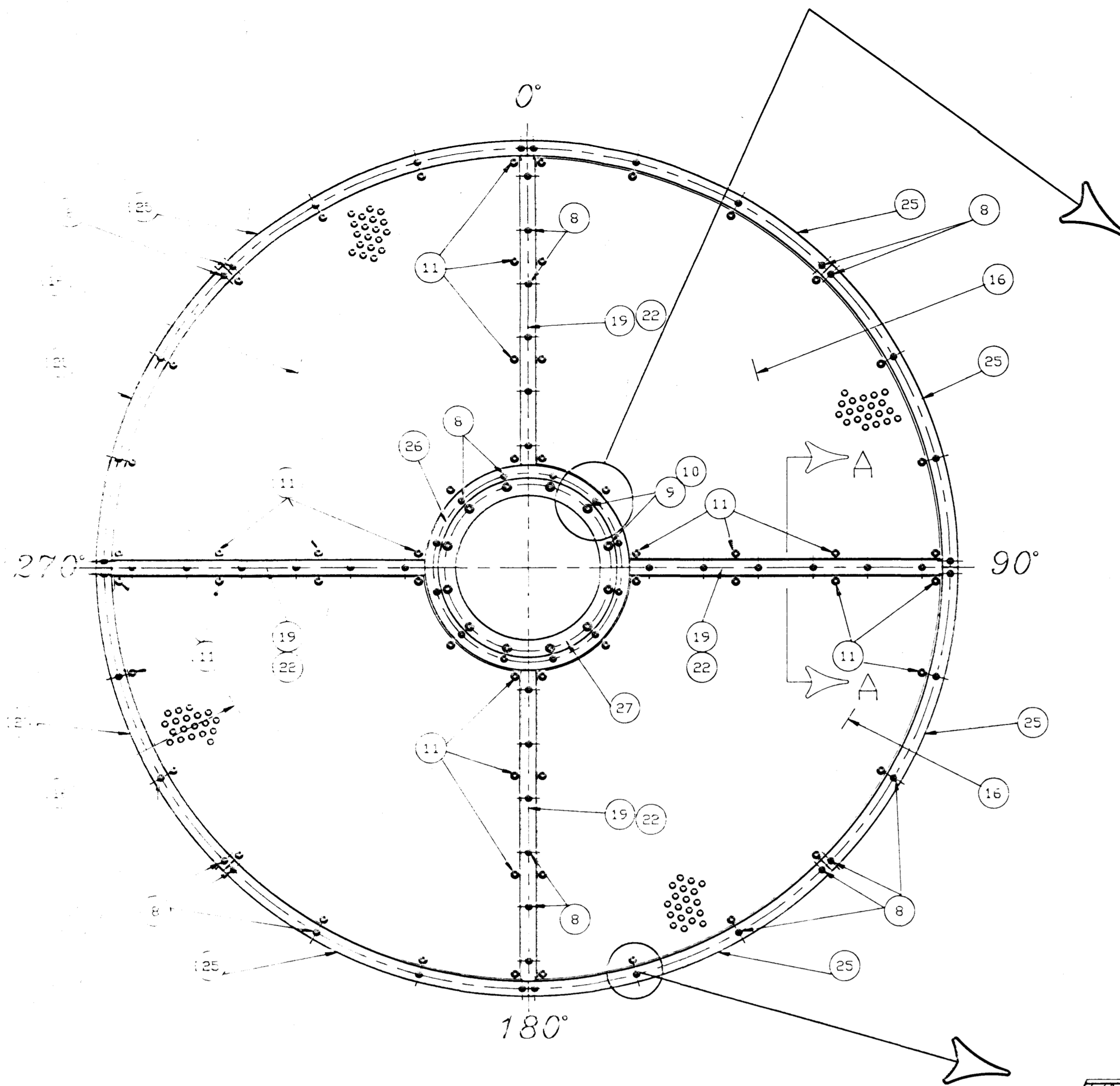
CUSTOMER P.I. NO. 0255
CUSTOMER ITEM NO. 93493

DRAWN BY: THOMAS A. DAVIS
DATE: 5-89
CHECKED BY: M.K.M.
DATE: 5-89

SHOP ORDER NO. F-8804 A
NO. REQUIRED: 1
SHEET: 1 OF 1

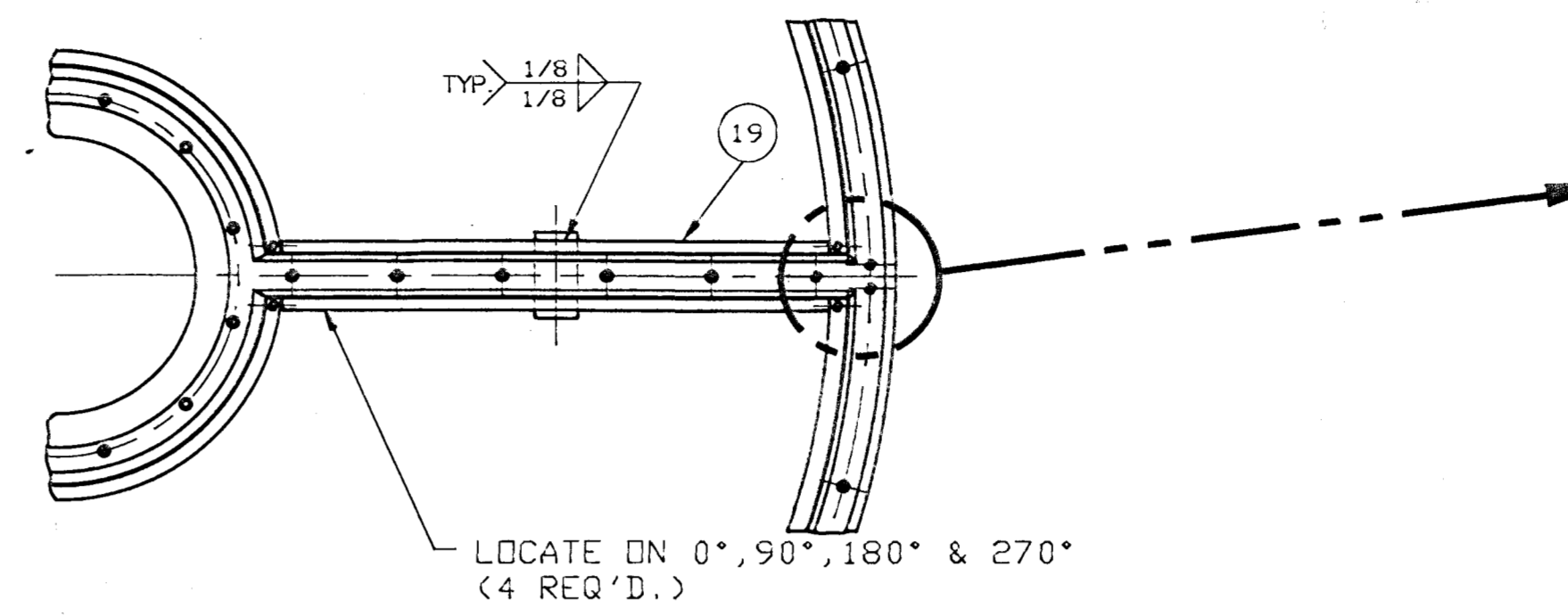
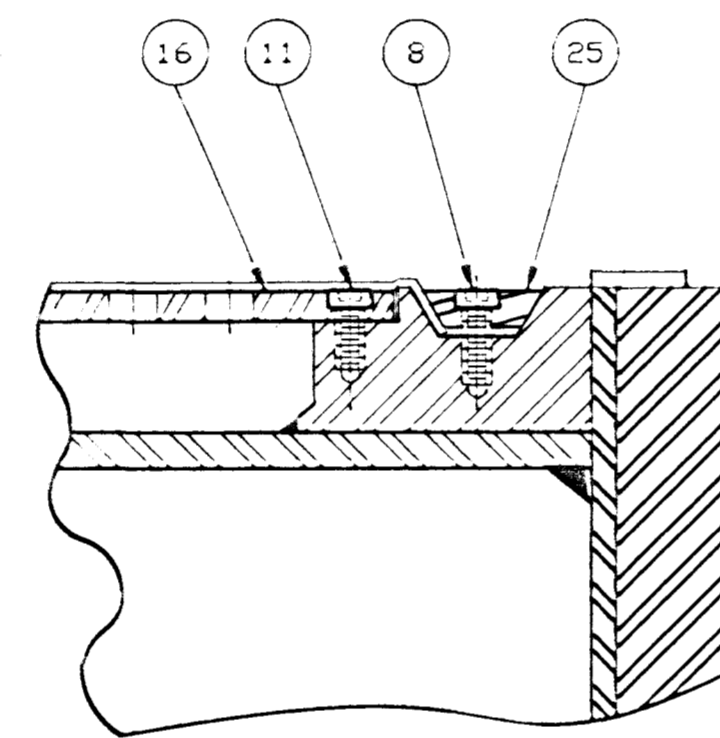
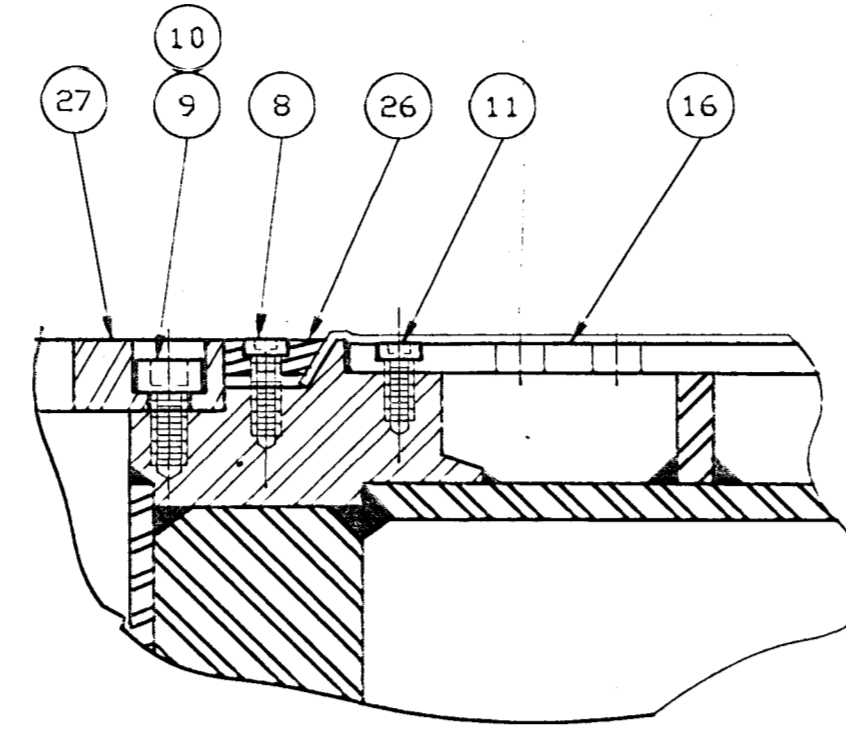
SCALE: 6"=1'
REV. No. E-3600282

CAD REFERENCE NO.
RD00043A



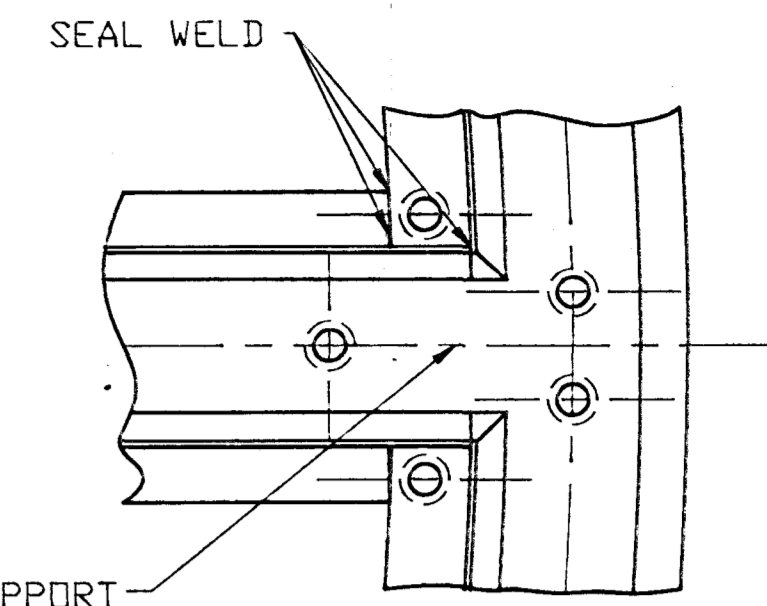
BED COMPONENTS LOCATION

SCALE : 1-1/2" = 1"



BOTTOM FILTER SUPPORT

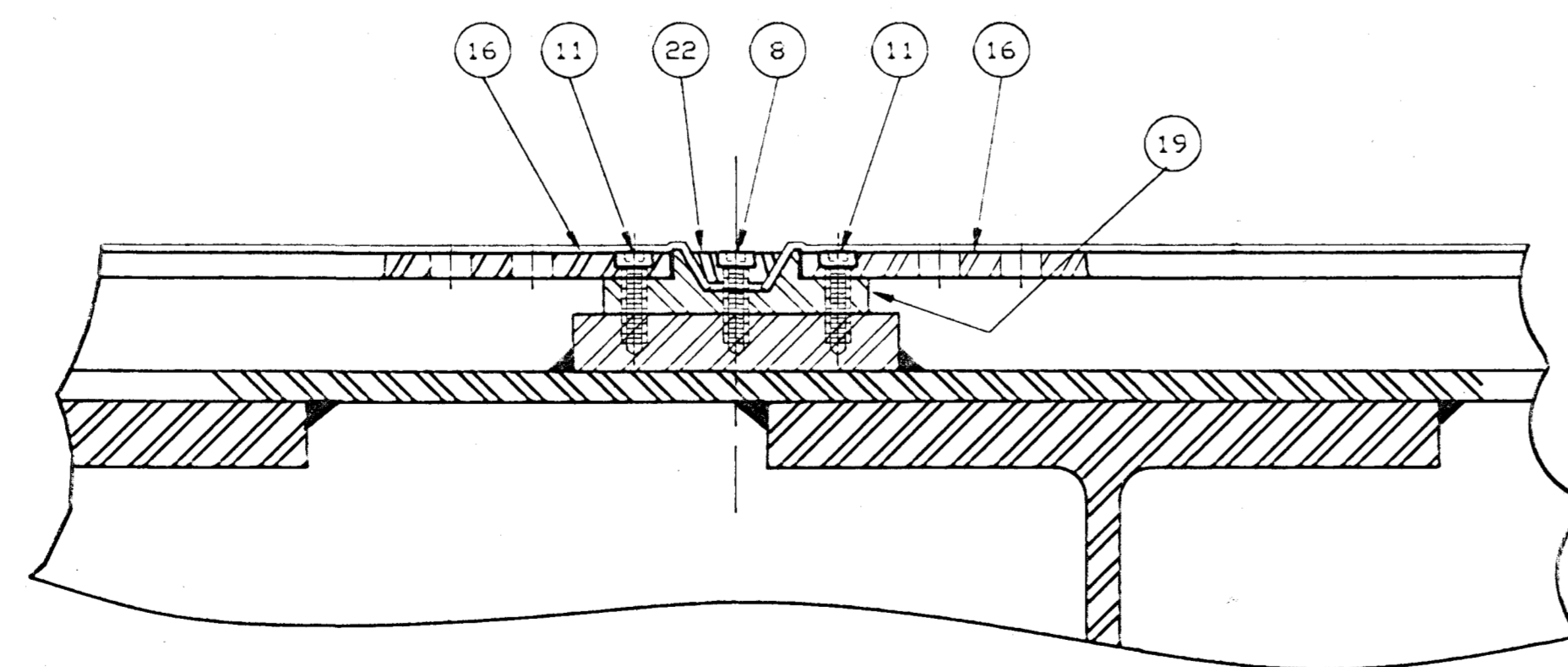
SCALE : 1-1/2" = 1"



NOTCH AT END OF SUPPORT BARS TO BE THE SAME DEPTH AS THE OUTER & INNER RING GROOVE.

CERTIFIED PRINT
Handwritten signature
 GASTON COUNTY FABRICATION CO.
 127.89

NOTE : MATCH MARK RING SEGMENTS WITH VESSEL BOTTOM AFTER INSTALLATION.



SECTION "A-A"

SCALE : 6" = 1"

60					
59					
58					
57					
56					
55					
54					
53					
52					
51					
50					
49					
48					
47					
46					
45					
44					
43					
42					
41					
40					
39					
38					
37					
36					
35					
34					
33					
32					
31					
30					
29					
28					
27	1	INNER RING	316L	E-3600278	1
26	1	INNER TIGHTENING RING	316L	E-3600278	1
25	1	OUTER TIGHTENING RING	316L	E-3600278	1
24					
23					
22	4	FILTER SCREEN CLAMP	316L	E-3600279	4
21					
20					
19	4	FILTER SUPPORT BAR	316L	E-3600279	4
18					
17					
16	4	FILTER PLATE	316L	E-3600277	4
15		(ITEMS ABOVE FOR DRAWING REF. ONLY)			
14					
13					
12					
11	56	SCREW , CAP. SDC. BUTTUN HD. 5/16"-NC X 1/2" LG.	316	9083645	56
10	12	WASHER , LOCK 3/8"	316	6666904	12
9	12	SCREW , CAP SKT. HD. 3/8"-NC X 3/4" LG.	316	6666228	12
8	68	SCREWS , CAP SKT. HD. 5/16"-NC X 5/8" LG.	316	9123736	68
7					
6					
5					
4					
3		FILTER PLATE PLATE RINGS P/N- 3600278			
2		SUPPORT & CLAMP BARS P/N- 3600279			
1		FILTER PLATES P/N- 3600277			

P.N. 3600276

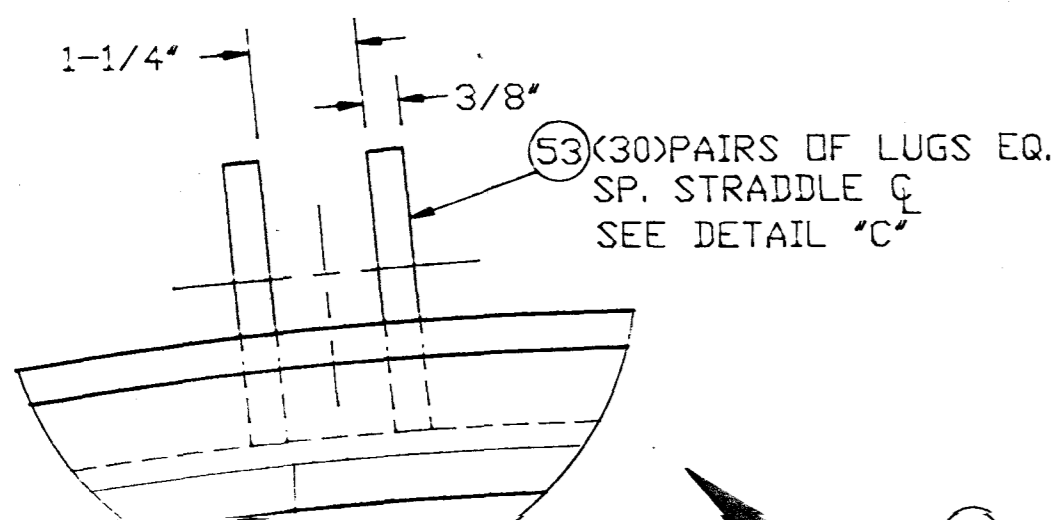
REV.	QTY.	DESCRIPTION	MATERIAL	G.C. PART NO.	DRAWING NO.	QTY./PER.
------	------	-------------	----------	---------------	-------------	-----------

G						
F						
E						
D						
C						
B						
A		CUSTOMER CHGS. & REL. TO SHOP		9-15-89	MXM	

GASTON COUNTY FABRICATION A DIVISION OF GASTON COUNTY DYING MACHINE COMPANY STANLEY, NORTH CAROLINA 28084-4765		CUSTOMER ROSENMUND INC. CHARLOTTE, N.C. DU PONT, PLANT+CIRCLEVILLE, OH.	
TITLE FILTER PLATE ASS'Y, 3m2, 316L(CPD) PROJ.No.7571, P.D.No.LFCC-12671 W.E.N. 5073-2003		CUSTOMER P.D. NO. CUSTOMER ITEM NO.	
DRAWN BY THOMAS A. DAVIS	DATE 6-26-89	CHECKED BY MXM	DATE 9-14-89
SHOP ORDER NO. P-80464-A	NO. REQUIRED 4	SHEET 1	REV. 1
SCALE 1-1/2" = 1"	No. E-3600276		A

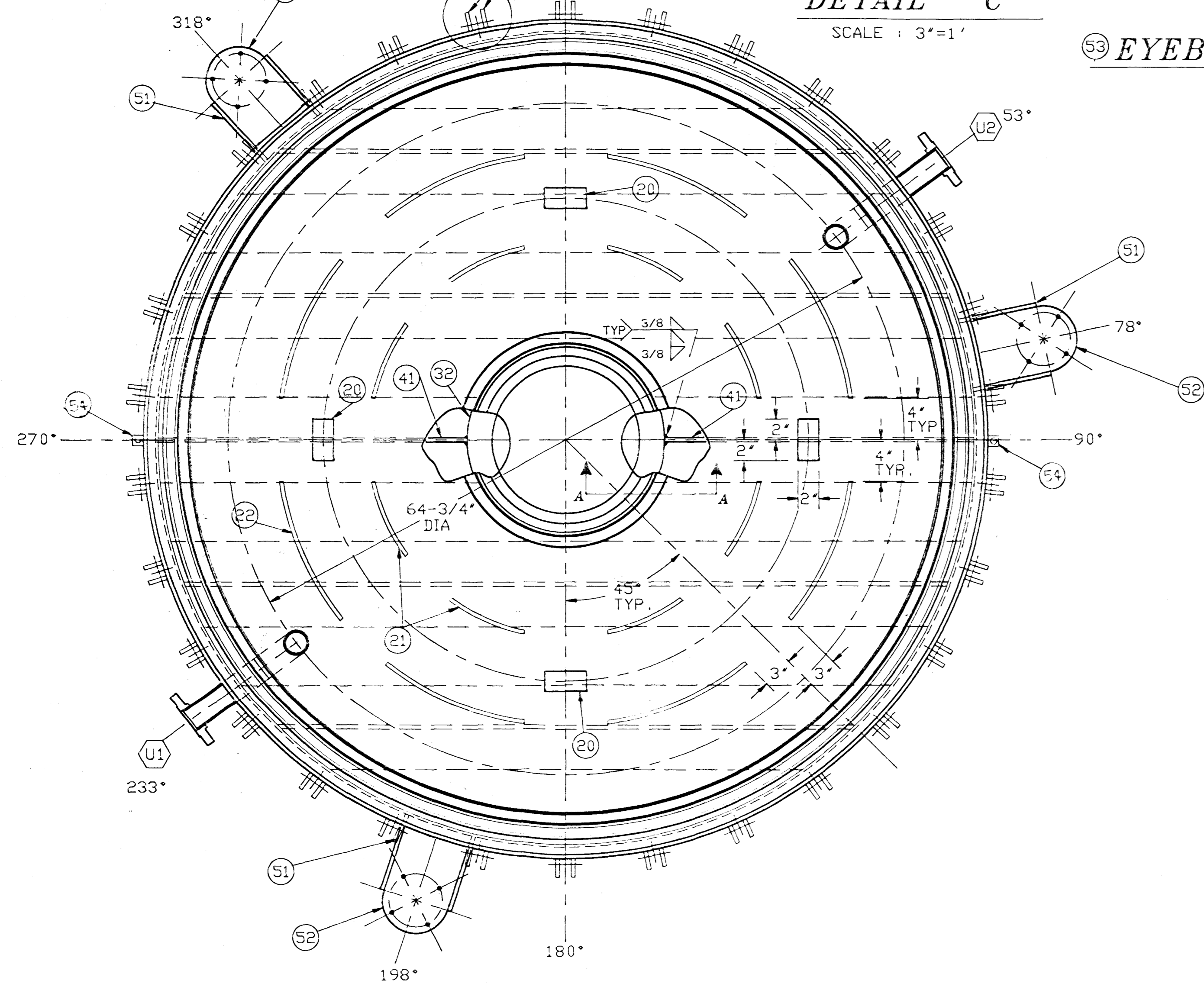
CAD REFERENCE NO. RDCC036A

ROSENMUND
 Charlotte, N.C. 127.89

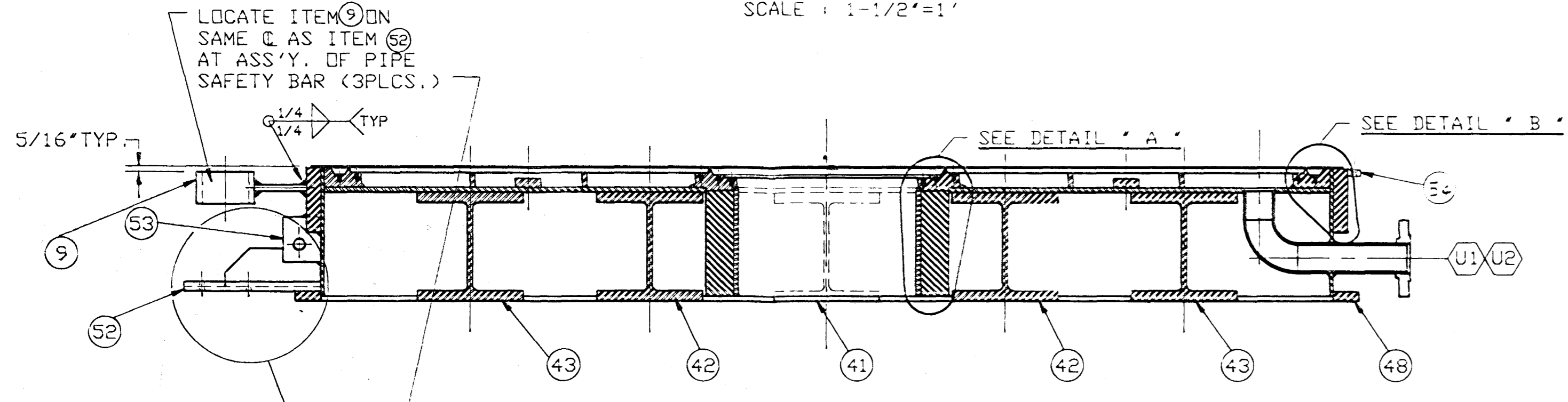


DETAIL "C" SCALE: 3"=1"

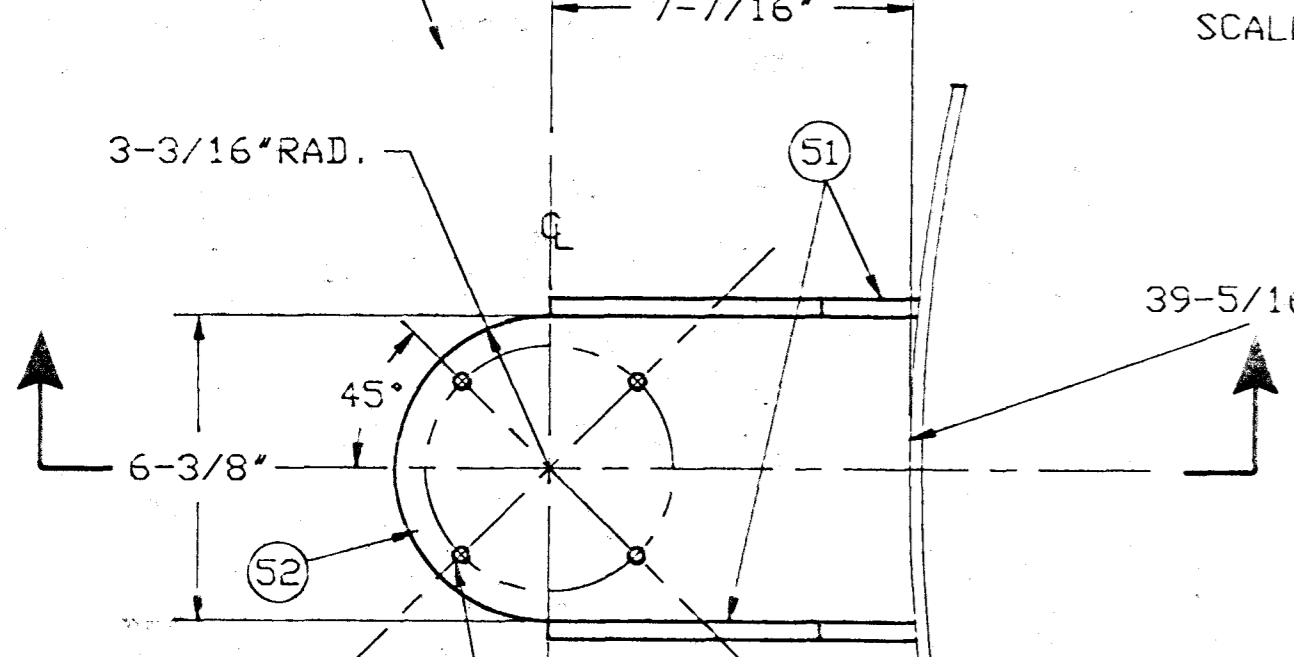
EYEBOLT LUG DETAIL N.T.S. - (60) REQ'D.



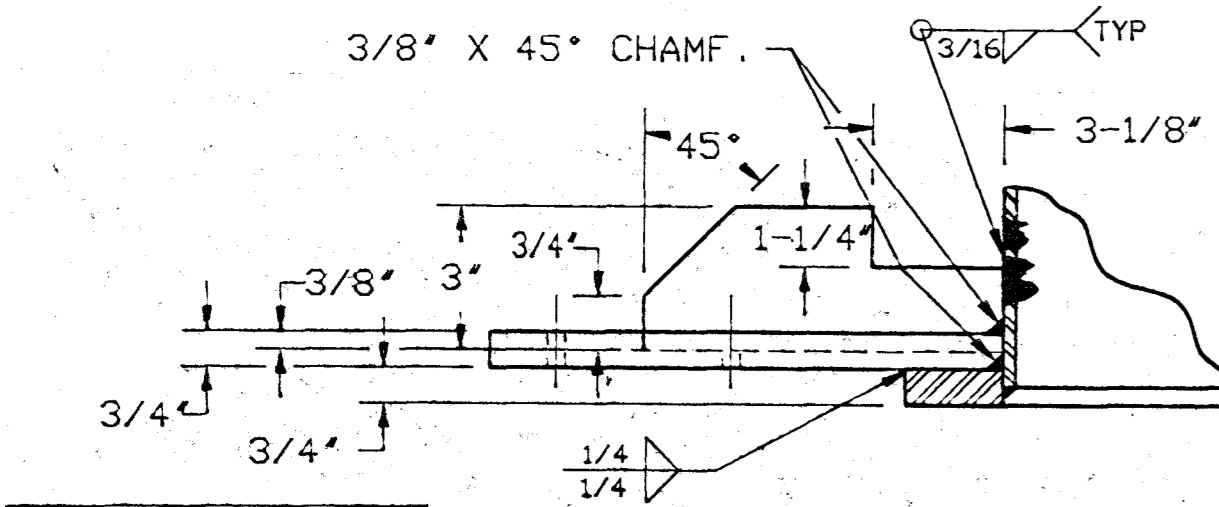
PLAN VIEW SCALE: 1-1/2"=1"



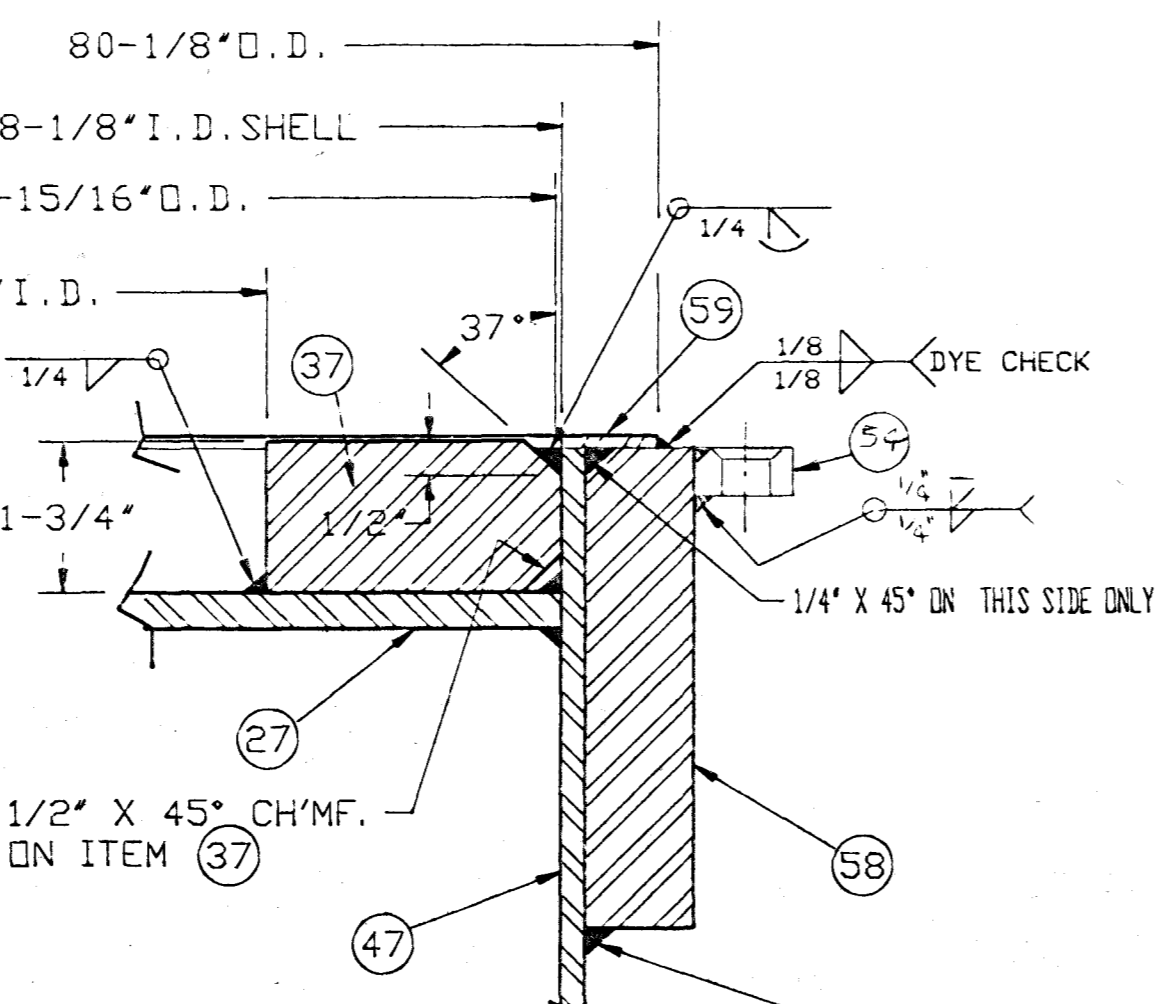
ELEVATION VIEW SCALE: 1-1/2"=1"



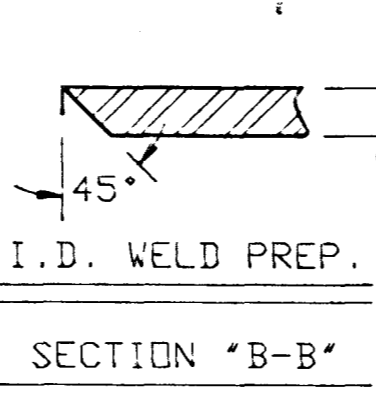
DRILL & TAP (4) 3/8"NC HOLES THRU EQUALLY SP. ON 5-1/8" D.B.C.



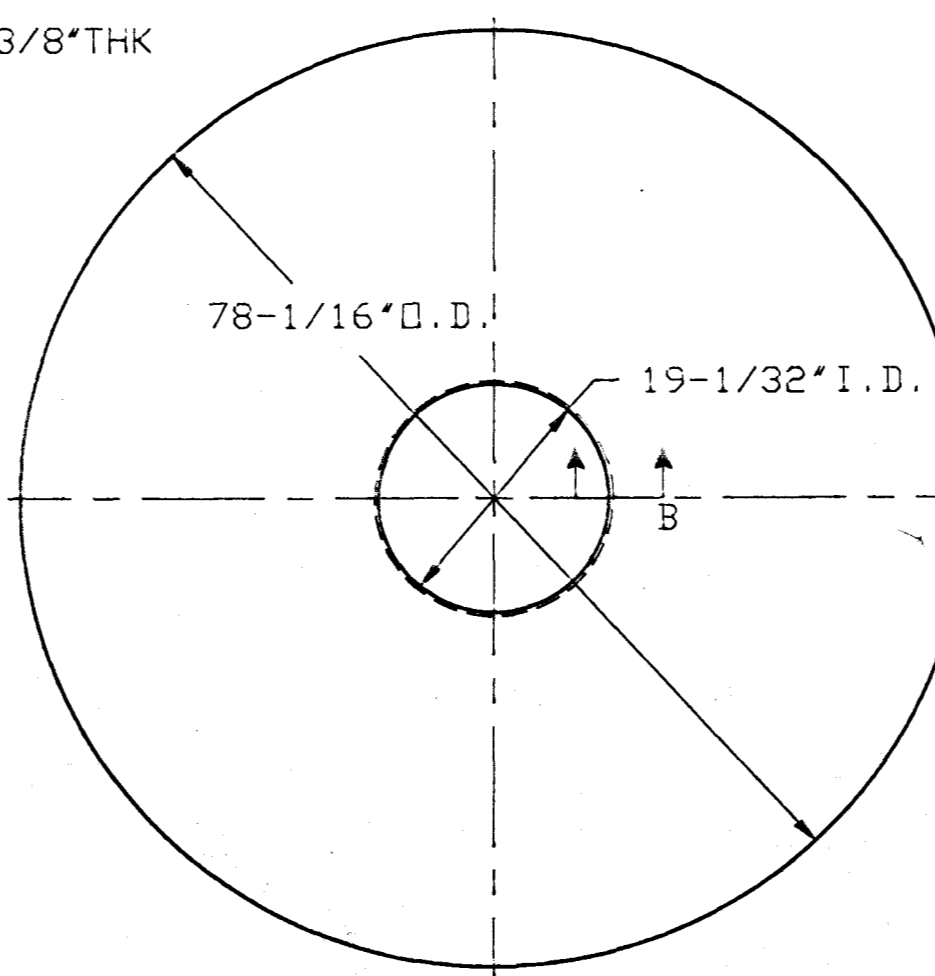
CAD REFERENCE NO. RD00037A



ROUGH MACH'G. DETAIL DETAIL "B" SCALE: 6"=1"

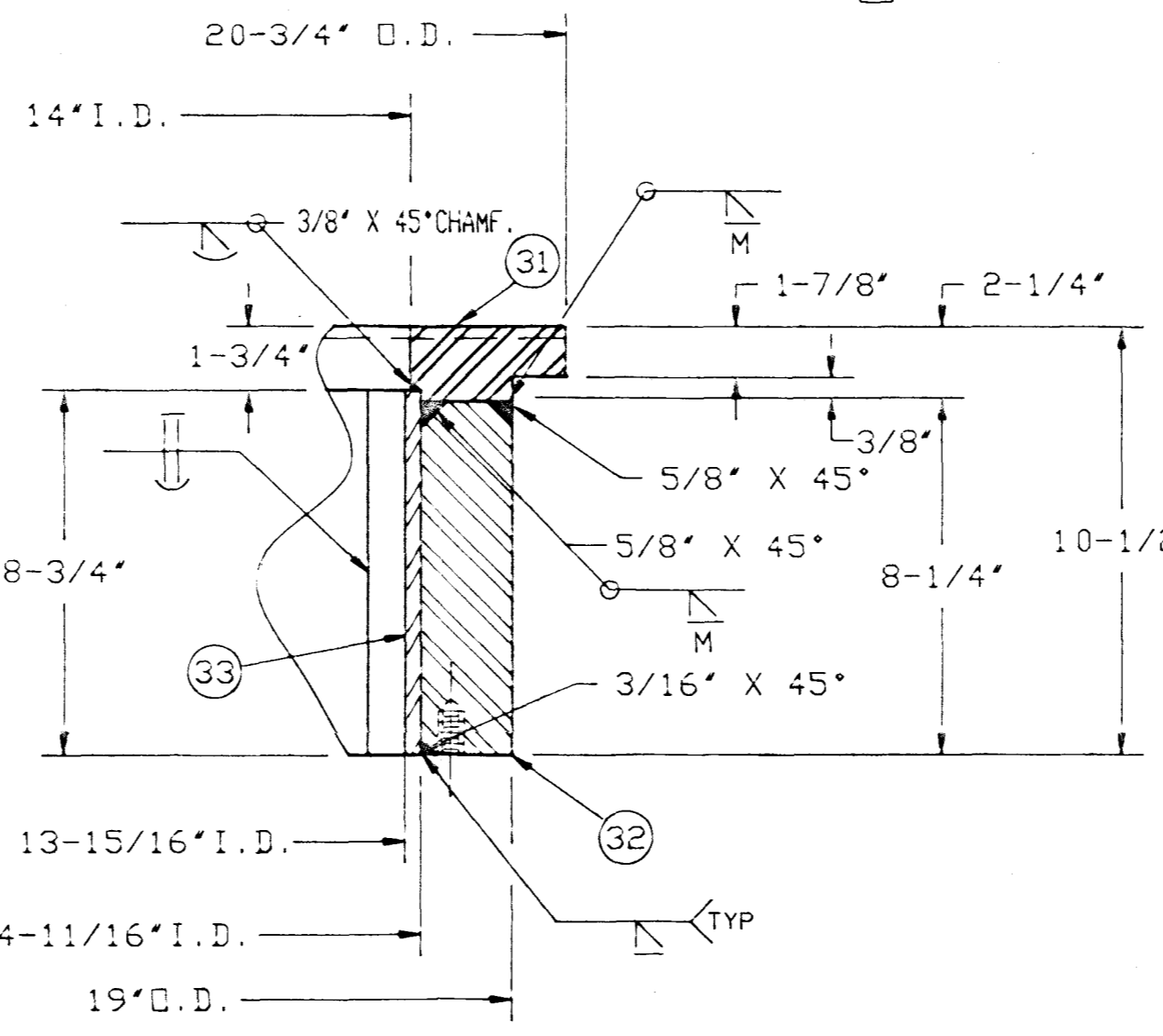


SECTION "B-B"



DETAIL ITEM (2) SCALE: NONE

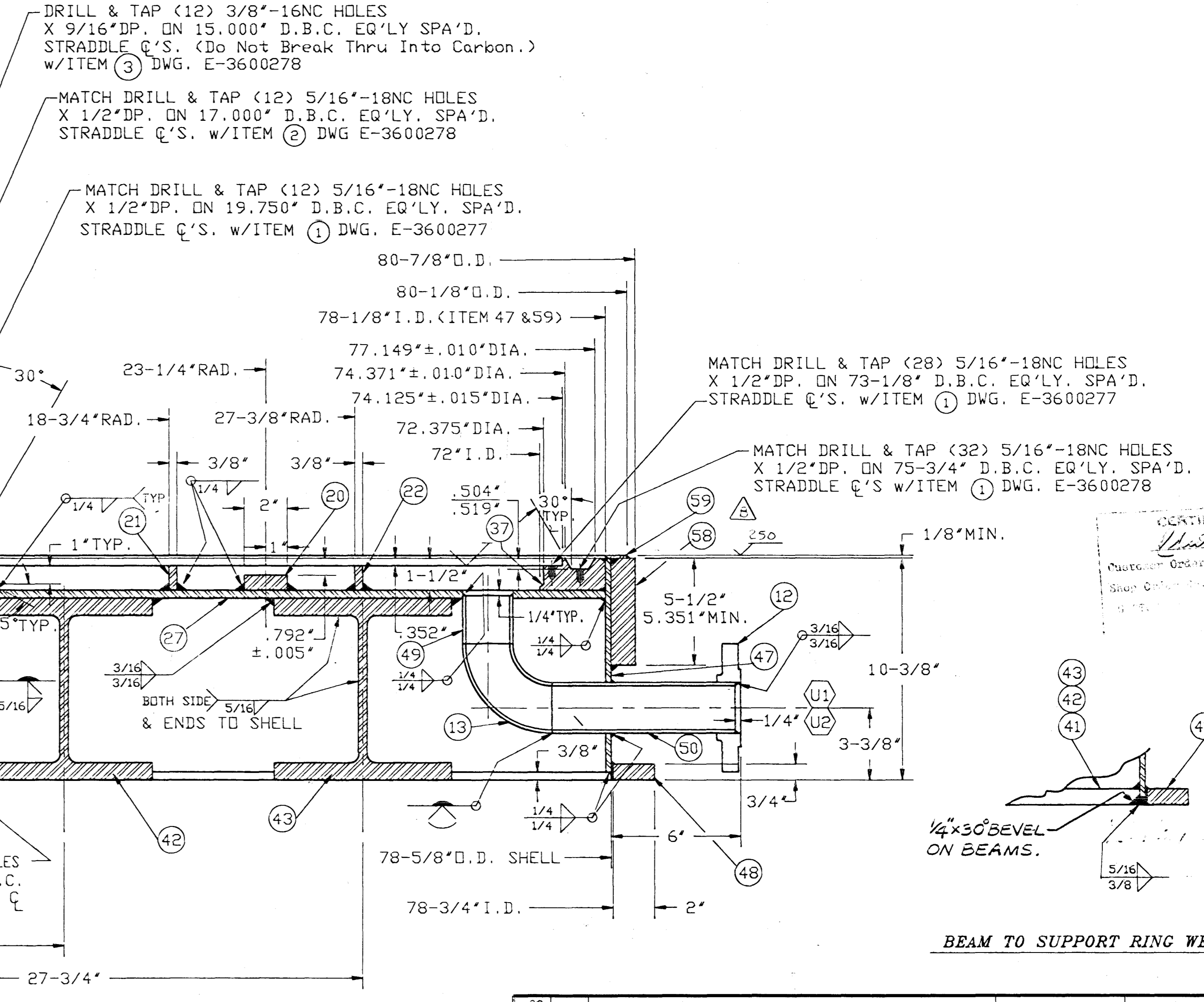
CALC. ASSY. NO. CA-R3-A



ROUGH MACH'G. DETAIL

DETAIL "A" SCALE: 3"=1"

BASE SECTION DETAIL SCALE: 3"=1"



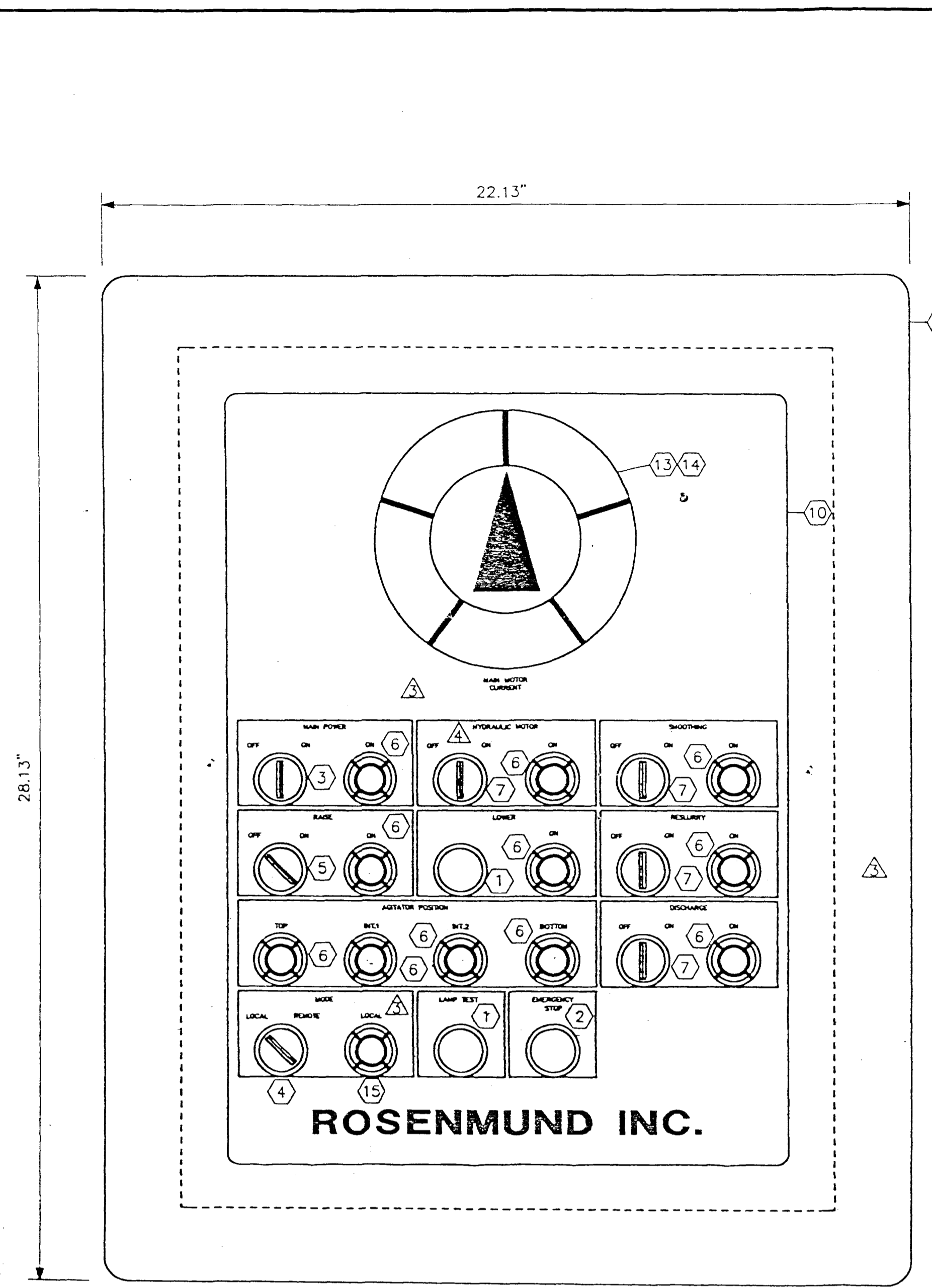
BEAM TO SUPPORT RING WELD DETAIL

ASME CODE

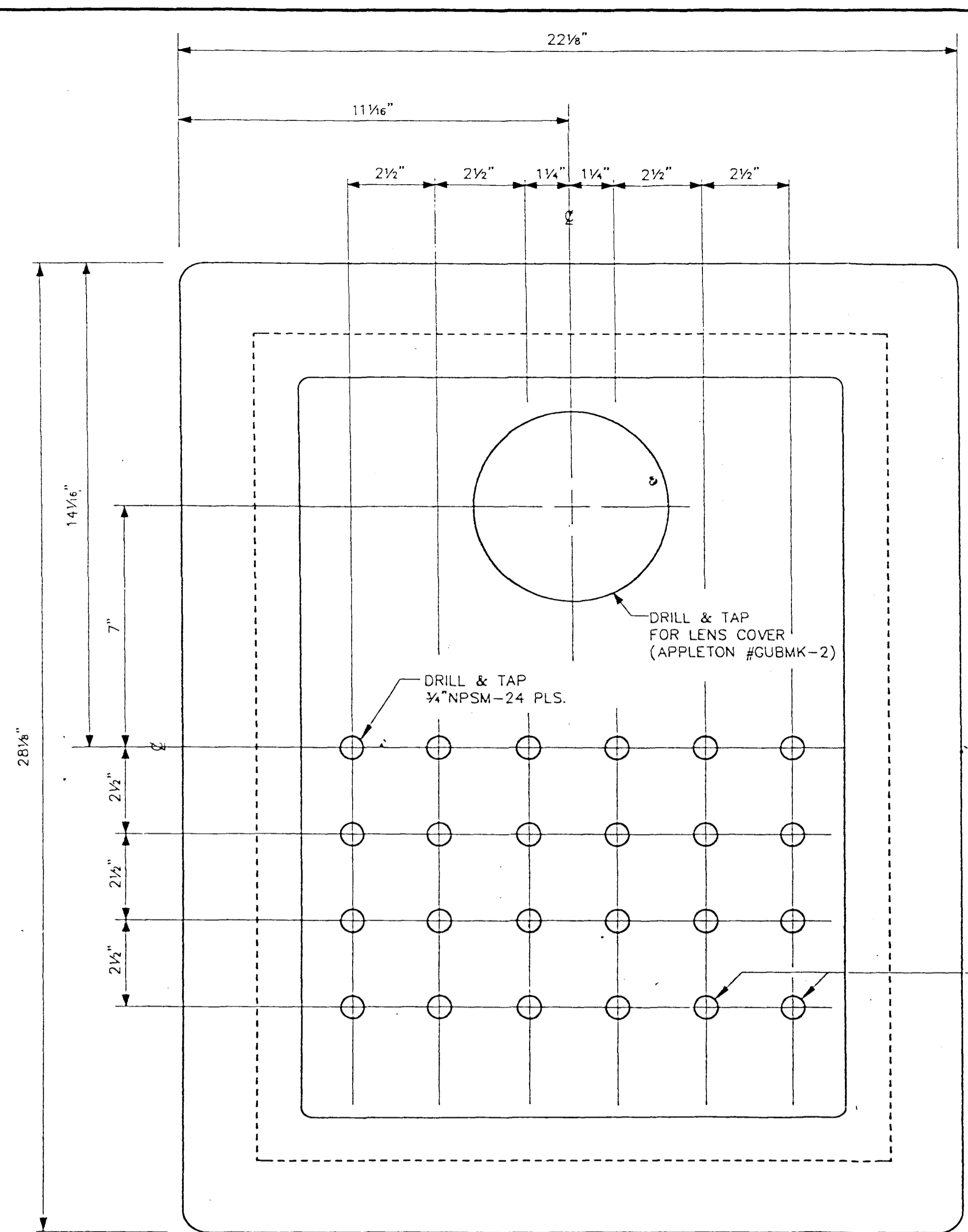
DETAIL ITEM #54 (1) REQ'D (2) SCALES FULL

NO.	DESCRIPTION	MATERIAL	QTY.	PER.
60	1 BAR, FLAT 1/2" X 1" X 20' 8-5/8" LG.	SA-479 316L	9000558	20.719
59	1 RING, 80-7/8" O.D. X 78-3/4" I.D. X 5-1/2" THK.	SA-105 C.S.	9123482	1
57	MACHINED PARTS P/N-9124410			
55				
54	2 P.R.K. PL. 1/2" THK X 1" X 1" LG.	SA-479 C.S.	5577000	.147
53	60 PLATE, 3/8" THK X 3-1/16" X 3-1/2" LG.	SA-516 70 C.S.	6575104	.0280
52	3 PLATE, 3/4" THK X 6-3/8" X 10-3/4" LG.	SA-516 70 C.S.	6575107	.0480
51	6 PLATE, 3/8" THK X 3" X 7-5/8" LG.	SA-516 70 C.S.	6575104	.0660
50	2 PIPE, 2" SCH. 40 X 8-1/2" LG.	SA-312 316L	6783000	1.417
49	2 PIPE, 2" SCH. 40 X 2-1/4" LG.	SA-312 316L	6783000	.375
48	1 BAR, FLAT 1/4" X 2" 21' 1-1/16" LG.	SA-479 316L	5577000	21.141
47	1 PLATE, 1/4" X 10" X 20' 6-1/4" LG	SA-240 316L	6520278	.107
46	PREP. PARTS P/N-9124405			
45				
44				
43	2 BEAM - 8" WF X 48# / FT. X 62-1/8" LG.	SA-36 C.S.	9123427	2
42	2 BEAM - 8" WF X 48# / FT. X 75-1/2" LG.	SA-36 C.S.	9123426	2
41	2 BEAM - 8" WF X 48# / FT. X 29-5/8" LG.	SA-36 C.S.	9123425	2
40	SUPPORT BEAMS P/N-9124406			
39				
38				
37	1 RING, 77-15/16" O.D. X 72" I.D. X 1-3/4" THK.	SA-240 316L	9124986	1
36	OUTER SUPPORT RING P/N-9124407			
35				
34				
33	1 PLATE, 3/8" X 8-3/4" X 44-15/16" LG.	SA-240 316L	6520263	.0455
32	1 RING, 19" O.D. X 14-1/16" I.D. X 8-1/4" THK.	SA-508 CL 1	9123424	1
31	1 RING, 20-3/4" O.D. X 14" I.D. X 2-1/4" THK.	SA-240 316L	9124985	1
30	CENTER HUB P/N-9124406			
29				
28				
27	1 DISC, 78-1/16" O.D. X 3/8" THK.	SA-240 316L	9124984	1
26	FLAT HEAD P/N-9124405			
25				
24				
23				
22	1 BAR, FL. 3/8" THK. X 1-1/2" X 14' 5-3/16" LG.	SA-479 316L	9115328	14.433
21	1 BAR, FL. 3/8" THK. X 1-1/2" X 9" LG.	SA-479 316L	9115328	9.9167
20	4 PLATE, 1/2" THK. X 2" X 4" LG.	SA-240 316L	6520298	.0038
19	BAFFLES & BLOCKS P/N-9124404			
18				
17				
16				
15				
14				
13	2 ELBOW, WELD 2" SCH. 40 X 90' LR.	SA-403 316L	0121257	2
12	2 FLANGE, RF, S.O. 2" 150# ANSI	SA-182 316L	0120531	2
11				
10				
9	3 LOWER SUPPORT GUIDE	B / M	9124425	E-3600283 3
8	MACHINED PARTS P/N-9124410			
7	PREP. PARTS P/N-9124405			
6	SUPPORT BEAMS P/N-9124408			
5	OUTER SUPPORT RING P/N-9124407			
4	CENTER HUB P/N-9124406			
3	FLAT HEAD P/N-9124405			
2	BAFFLES & BLOCKS P/N-9124404			
1	1 FILTER PLATE ASSEMBLY	B / M	3600276	E-3600276 1
QTY.	DESCRIPTION	MATERIAL	G.C. PART NO.	DRAWING NO. QTY./PER.

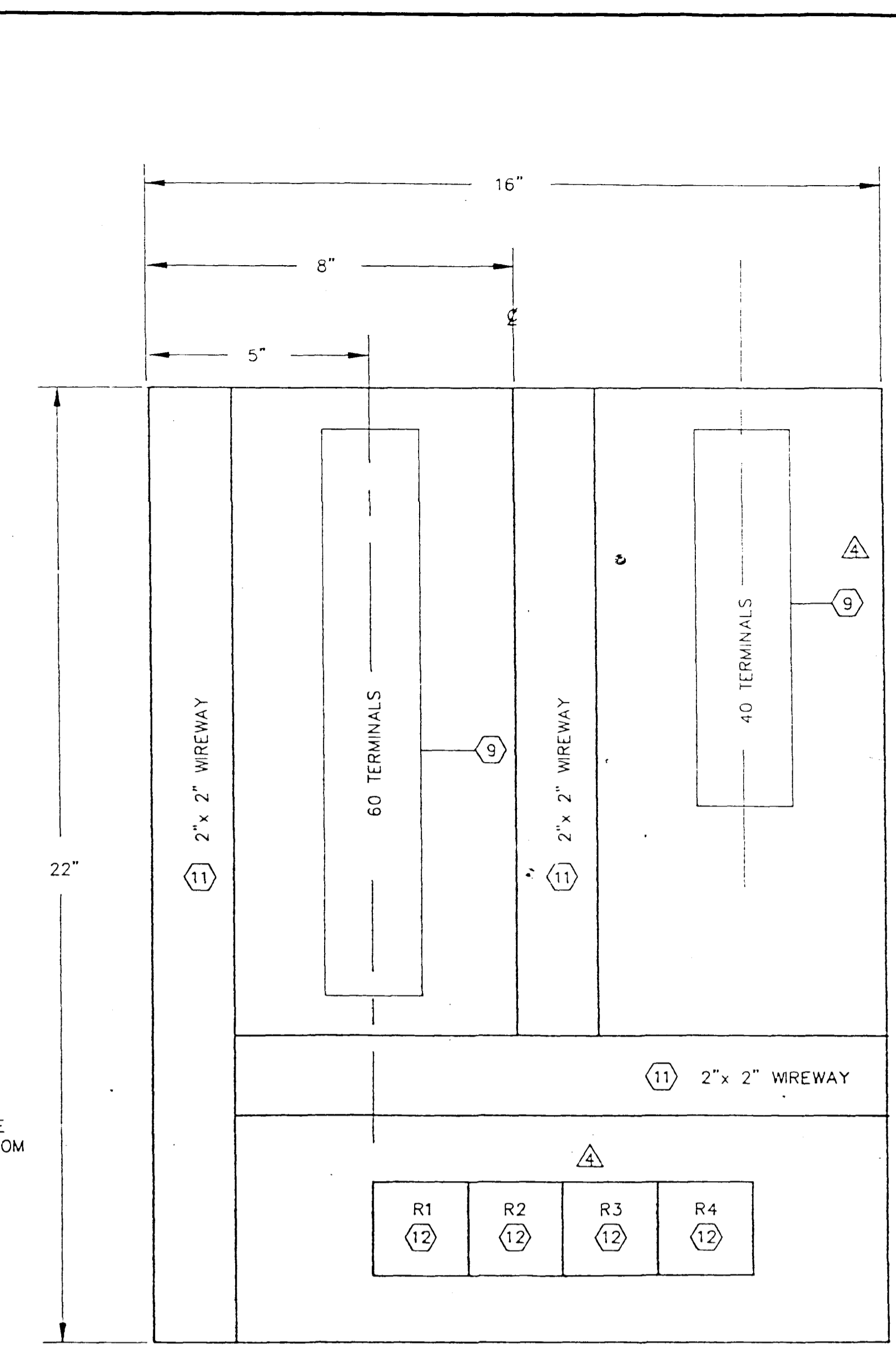
GASTON COUNTY FABRICATION		CUSTOMER ROSENMUND INC., CHARLOTTE NC	
A DIVISION OF GASTON COUNTY DYING MACHINE COMPANY		DUPONT PLANT CIRCLEVILLE, OHIO PROJ. NO. 571	
DRAWN BY THOMAS A. BAVIS		DATE 6-23-89	CHECKED BY MKM 3-14-89
SHOP ORDER NO. F-36004-A	NO. REQUIRED	NO. USED	SHEET 1 OF 1
SCALE 1-1/2"=1"	No. E-3600275 C		



FRONT VIEW



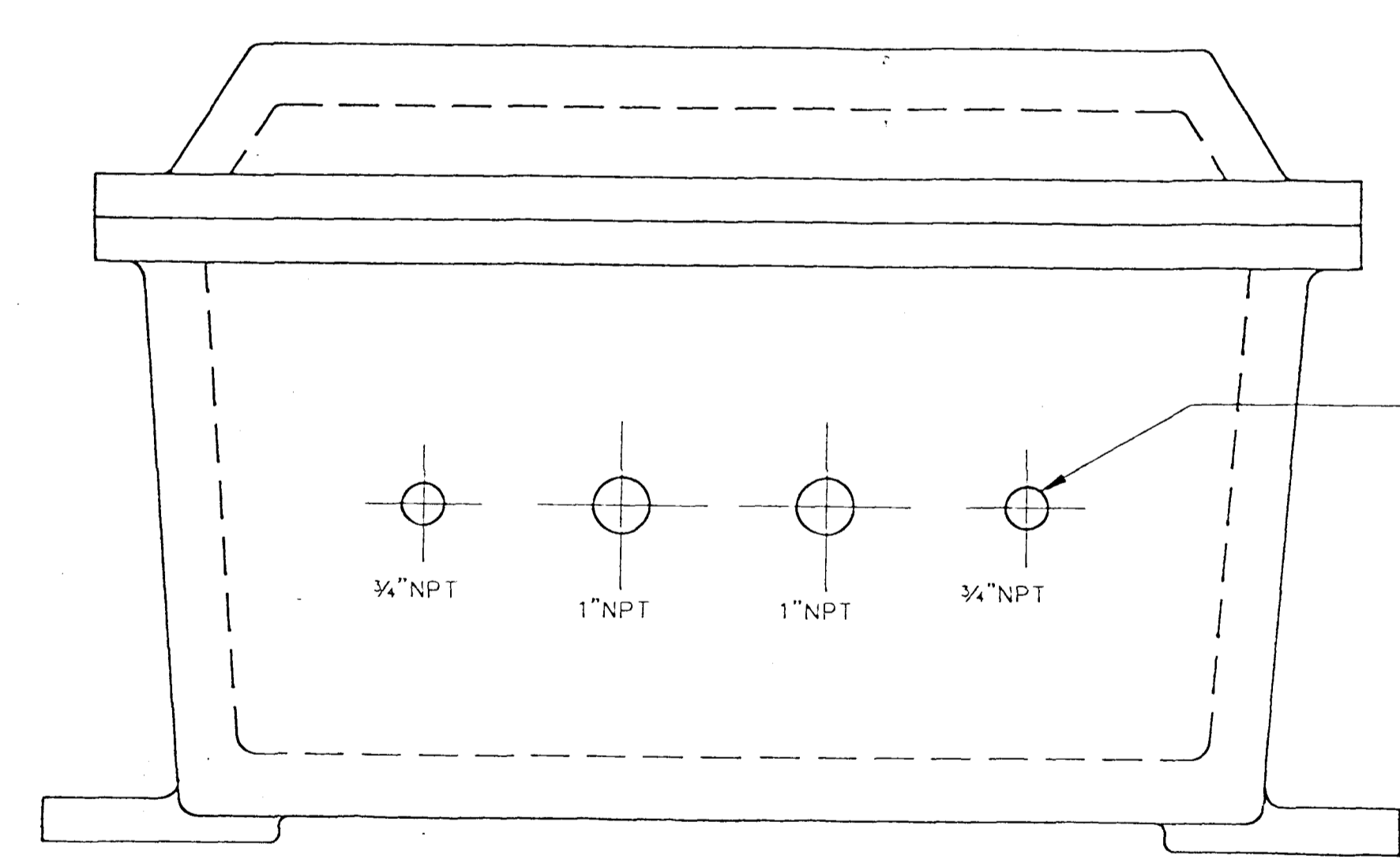
CUTOUT DETAILS



SUB PANEL LAYOUT

BILL OF MATERIAL		
ITEM	QTY	DESCRIPTION
①	2	PUSHBUTTON, ALLEN-BRADLEY 800HL-AP1A (GREEN)
②	1	PUSHBUTTON, MUSHROOMHEAD ALLEN-BRADLEY 800HL-DP6A (RED)
③	1	SELECTOR SWITCH, 3 POSITION, SPRING RETURN TO CENTER, ALLEN-BRADLEY 800HL-JP91KE7AAXX.
④	1	SELECTOR SWITCH, 2 POSITION, MAINTAINED (LOCK BOTH SIDES) ALLEN-BRADLEY 800HL-HP33KB6AAXX.
⑤	2	SELECTOR SWITCH, 2 POSITION, MAINTAINED, ALLEN-BRADLEY 800HL-HP2KB6AAXX.
⑥	11	PILOT LIGHT, GREEN, ALLEN-BRADLEY 800HL-QP24G.
⑦	4	SELECTOR SWITCH, 3 POSITION, SPRING RETURN TO CENTER, ALLEN-BRADLEY 800HL-JP91KB7AAXX.
⑧	1	BOX, APPLETON #EJB 24810 WITH HINGE EJBH12, MOUNTING PAN MP241810 22\"/>
⑨	65	TERMINAL BLOCK: PHOENIX 2418 (SEE BELOW)
⑩	1	GRAPHIC OVERLAY - 10 MIL POLYCARBONATE (SEE NOTE 1)
⑪	6 FT	2\"/>
⑫	4	RELAY, PLUG IN, DPDT, 24VDC, POTTER & BRUMFIELD KRPA14DG-24 W/8 PIN SOCKET 27E123
⑬	1	LENS COVER APPLETON #GUBMK-2
⑭	1	AC AMMETER, 3/8\"/>
⑮	1	PILOT LIGHT, RED ALLEN-BRADLEY 800HL-QP24R
⑯	1	PUSHBUTTON STATION NEMA 7, 1 NO, INC. ALLEN-BRADLEY 800H-1HX7P WITH NAMEPLATE 800H-Y26 \"LOWER\"

* FOR REMOTE MOUNTING



BOTTOM VIEW

TERMINAL BLOCK ARR'G'T				
PHOENIX CONTACT DESCRIPTION	TYPE No.	ORDER No.	TB 1	
TERMINAL BLOCK	UK 2.5B	3001035	100	
TERMINAL END PLATE	D-UK 2.5	3001022	2	
TERMINAL END CLAMP	E/UK	1201442	4	
TERMINAL MOUNTING RAIL	NS35/7.5	0801681	30"	
TERMINAL MARKERS	ZB 6, LGS: 1-10 THRU 91-100	1051016	2 EA.	

NOTES:
 1. COLOR CODE FOR OVERLAY:
 BACKGROUND-MEDIUM BLUE;
 BACKGROUND (CONTROLS)=GREY;
 TEXT=WHITE
 PINSTRIPE=WHITE
 PARTITION LINES=MEDIUM BLUE

CERTIFIED PRINT
 Customer Order No. 292690
 Shop Order No. 292690
 ROSENMUND INC.
 Charlotte, N.C.

The copyright for this drawing remains ours. The use of this drawing is strictly limited to the purposes we have agreed to in writing; it may neither be reproduced nor copied nor brought to any third party's notice without our written consent.

PREPARED BY: PHOENIX ENGINEERING, P.A. CHARLOTTE, N.C.
 CLIENT REFER. PHOENIX REFER. 10150

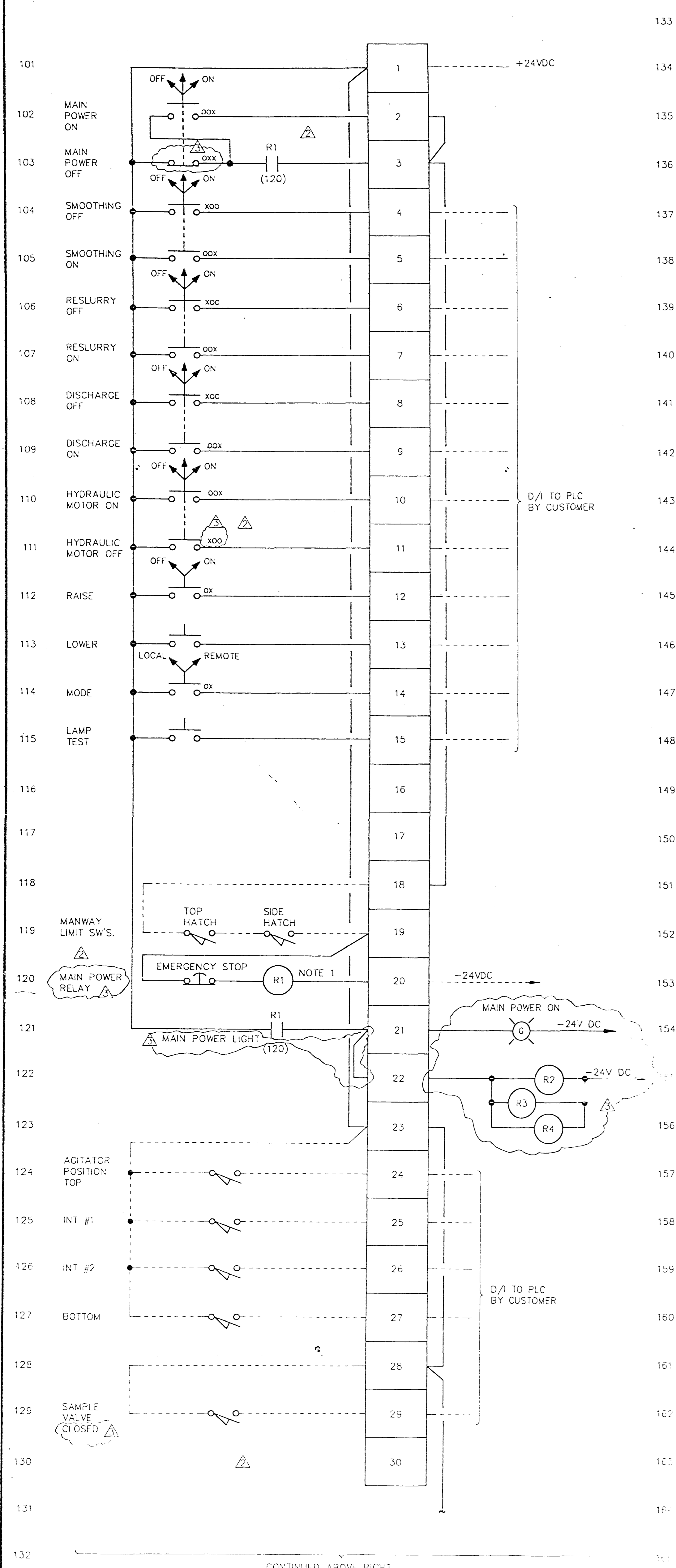
NO.	REVISIONS	DATE	APPR.
4	APPROVED FOR CONSTRUCTION	9/5/90	
3	ISSUED WITH CUSTOMER COMMENTS	5/30/90	
2	GENERAL REVISIONS PER CUSTOMER	4/5/90	
1	APPROVED FOR CONSTRUCTION	12/20/89	
0	ISSUED FOR APPROVAL	11/13/89	

E.I. DUPONT
 93493


ROSENMUND INC.
 CHEMICAL PROCESS EQUIPMENT
 2965 INTERSTATE STREET P.O. BOX 66825
 CHARLOTTE, NC 28226-8625

3m² AUGER FILTER LOCAL CONTROL PANEL

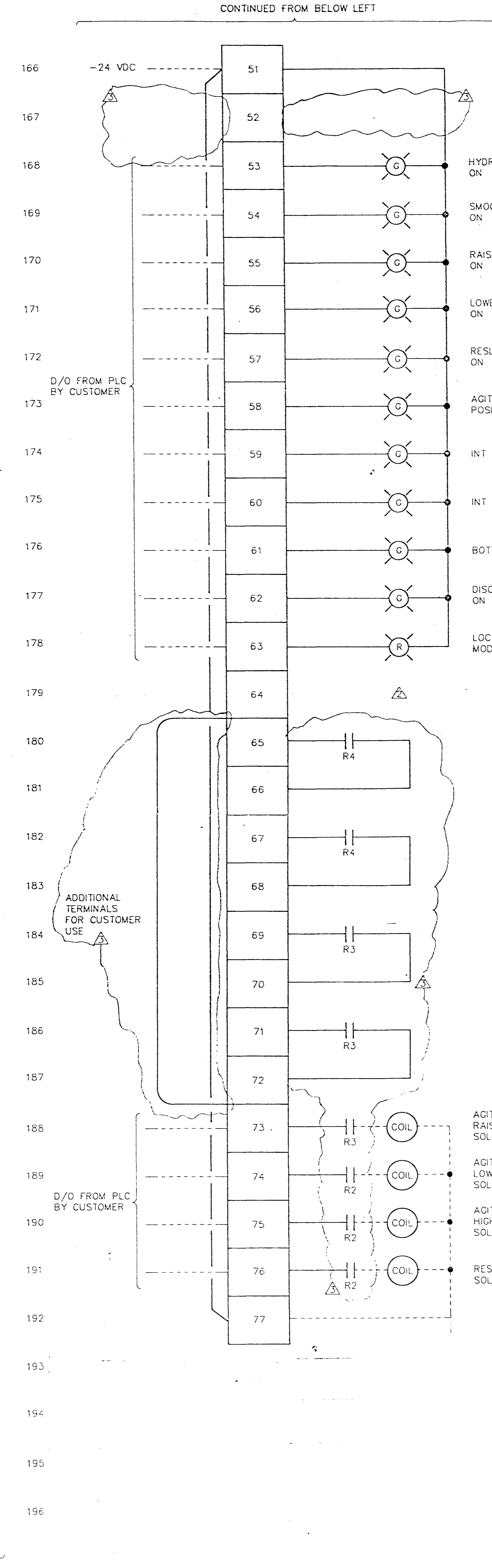
Scale 3/8=1
 Drawn DMG
 CHECKED
 DWG. No. 10150-26-001
 REV. 4



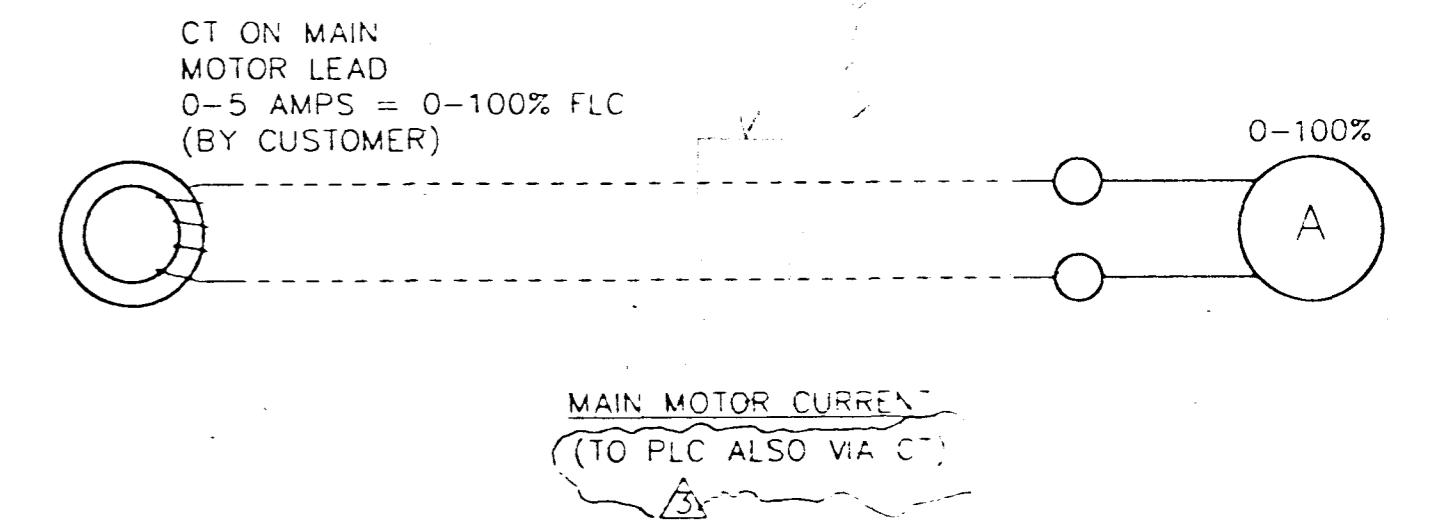
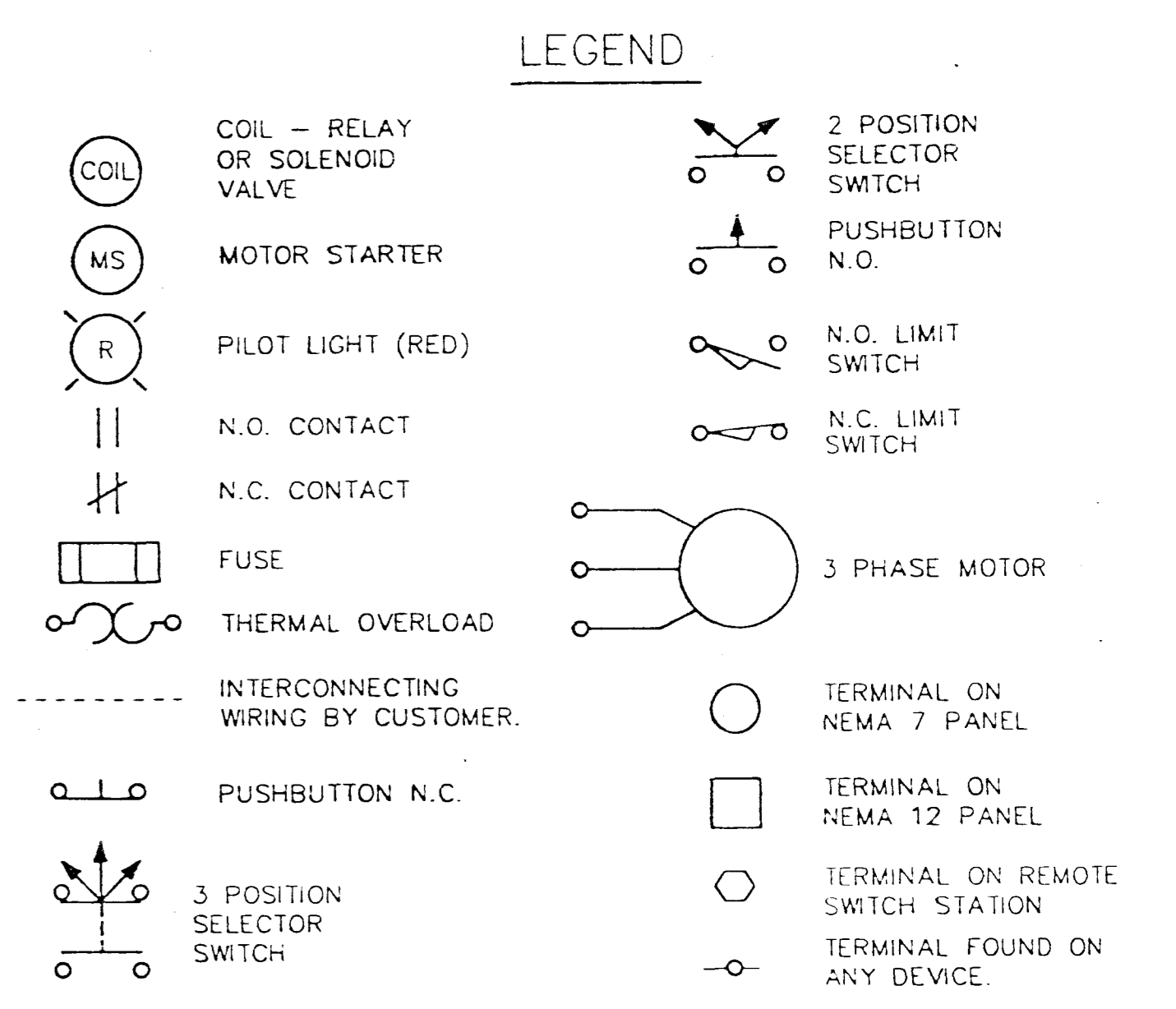
CONTINUED ABOVE RIGHT



CONTINUED ABOVE RIGHT



CONTINUED ABOVE RIGHT

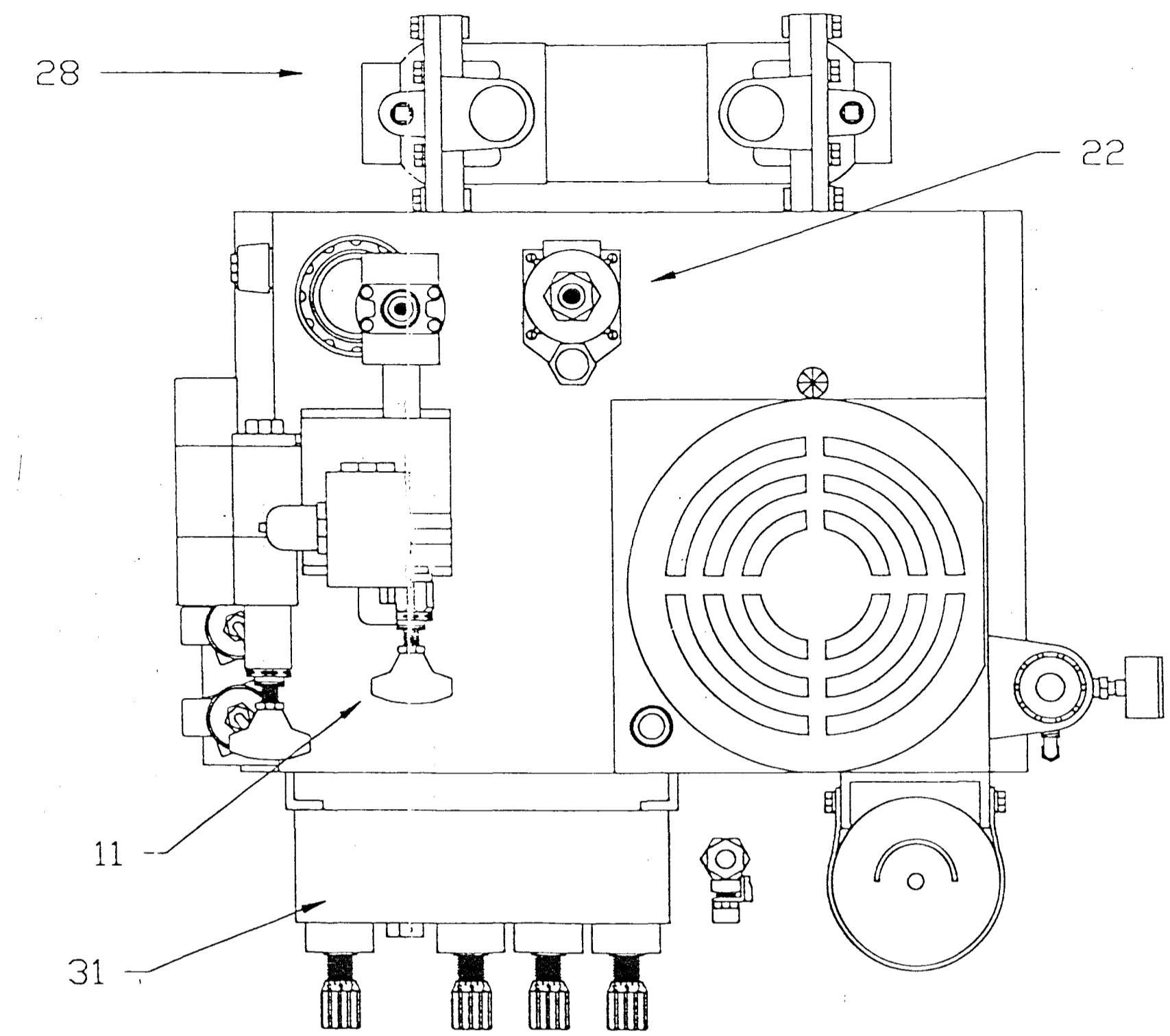
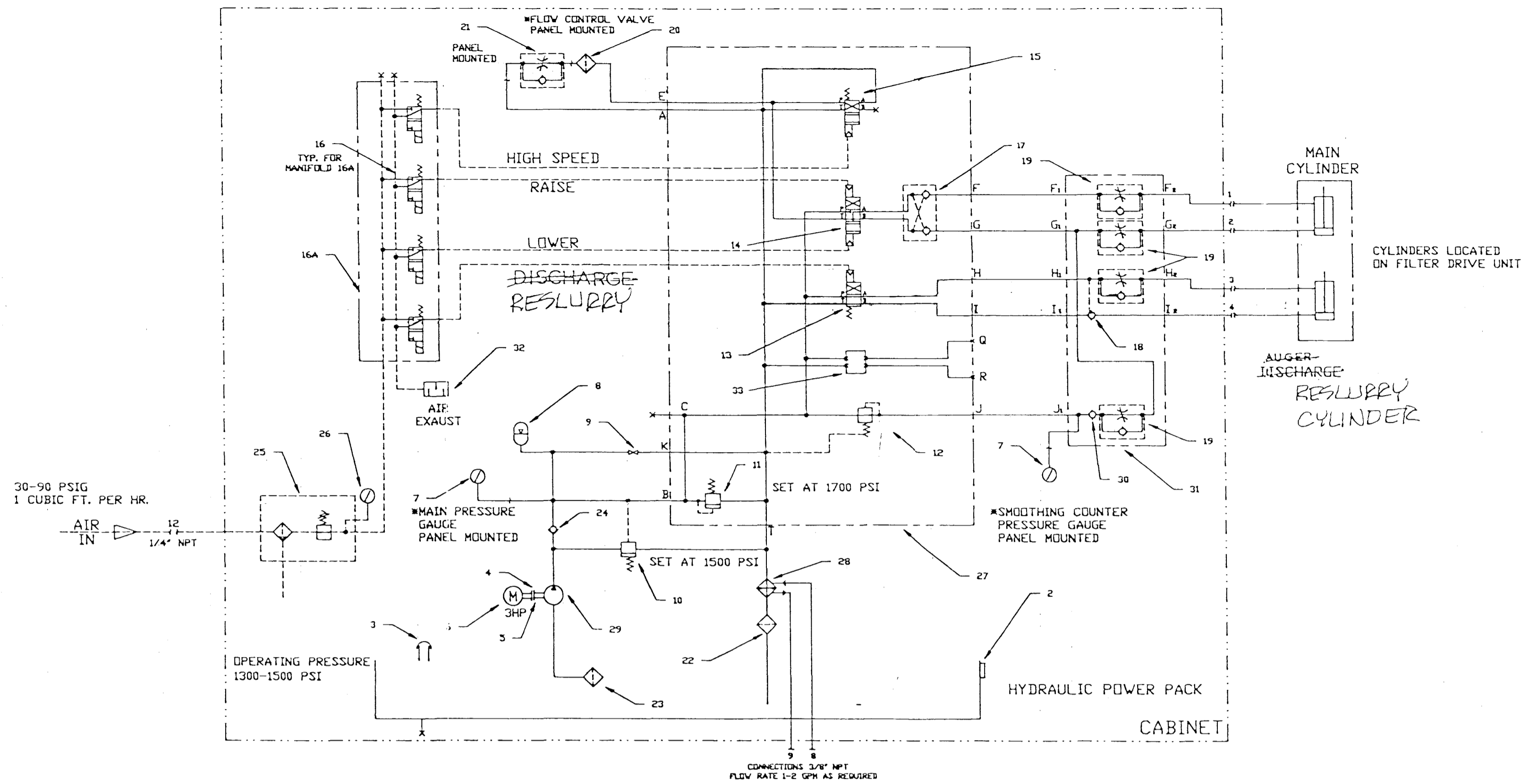


NOTES:
1. "R1" MUST BE ENERGIZED TO POWER PLC OUTPUTS

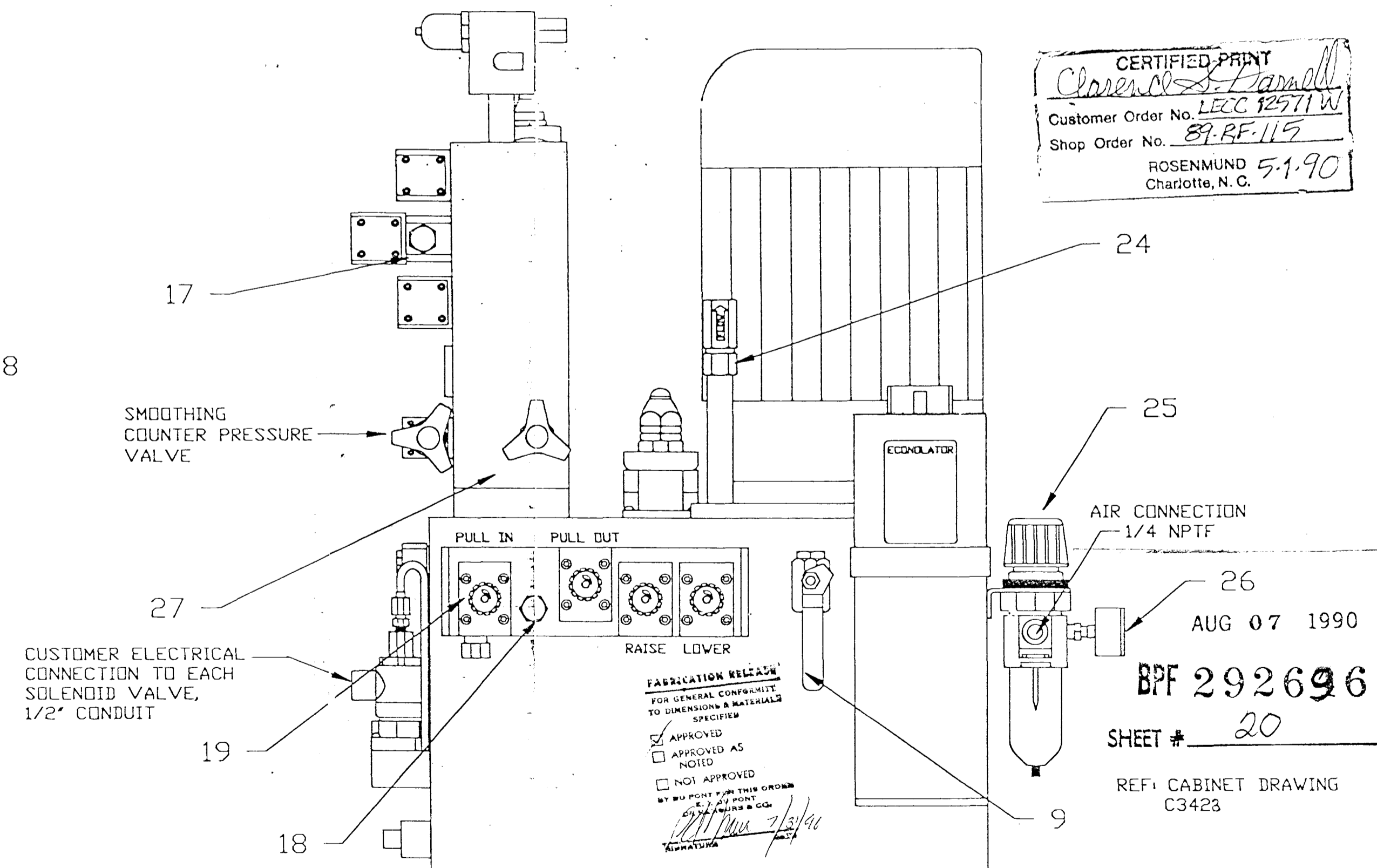
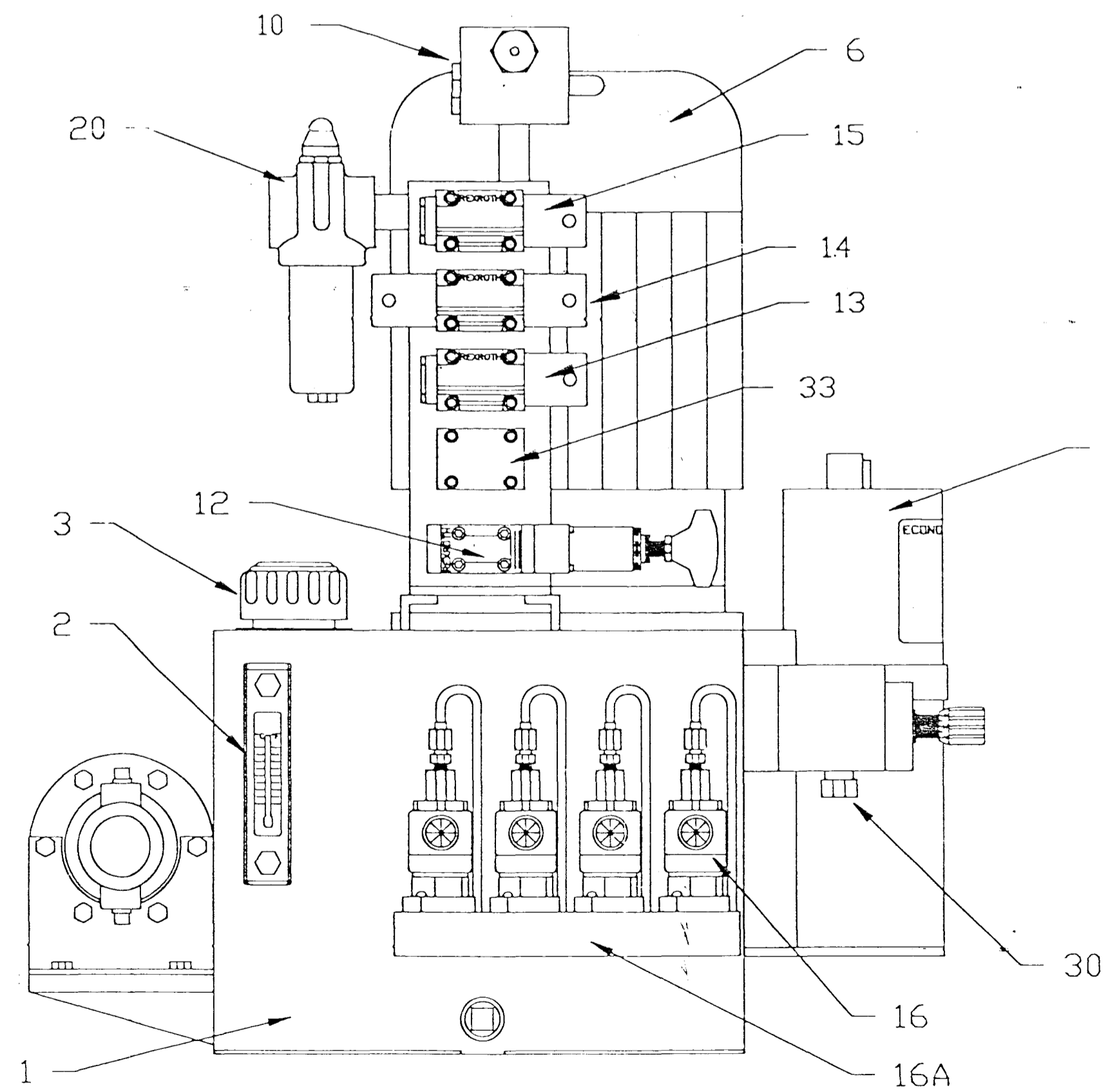
CERTIFIED PRINT
Customer Order No. 1500
Shop Order No. 80-BE-115
ROSENMUND D. 1700
Charlotte, N.C.
JAN 09 1991
BPP 292696
SHEET # 17
CAD #10150-02

The copyright for this drawing remains ours. The use of this drawing is strictly limited to the purposes we have agreed to in writing. It may neither be reproduced nor copied nor brought to any third party's notice without our written consent.
PREPARED BY PHOENIX ENGINEERING, P.A. CHARLOTTE, N.C.
CHECK REFER. PHOENIX REFER. 10150

E.I. DUPONT #93493	
ROSENMUND INC. 2969 INTERSTATE STREET P.O. BOX 6827 CHARLOTTE, N.C. 28266-6827	
3	APPROVED FOR CONSTRUCTION 9/5/90
2	ISSUED WITH CUSTOMER COMMENTS 5/30/90
1	APPROVED FOR CONSTRUCTION 12/20/89
0	ISSUED FOR APPROVAL 11/14/89
NO.	REVISIONS DATE APPR.
3m ² AUGER FILTER OPERATOR PANEL WIRING DIAGRAM	
Scale: N.T.S.	Drawn: DSG 1/6/93
	CHECKED: WCH 11/24/93
	OWG: Nc
10150-23-001	3



ITEM	QTY	DESCRIPTION
1	1	RESERVIOR AS PER L&H DWG. C2731-1 & D3233-1
2	1	SIGHT LEVEL & TEMP GAUGE, HYCON FSA127-1.1/T12
3	1	FILLER BREATHER, HYDRO-CRAFT HC-120
4	1	C-FACE ADAPTER, MAGNALOY M182522AA
5	1	COUPLING, MAGNALOY PM90
6	1	3HP MOTOR, RELIANCE 230/460/3 PHASE CHEM DUTY, 1.15 S.F., CLASS 1, DIV 1, GROUP C&D
7	2	GAUGES, WIKA 213.40, 2.5, 1/4 CBM, 0-2000 w/860-9996 FLANGE
8	1	ACCUMULATOR, TOBUL 4.5AL-4 w/4.5AL-3388 Brkt
9	1	BALL VALVE, CONBRACO 73-101-01
10	1	UNLOADER VALVE, REPUBLIC U6701-2-1/4-S-2-1/4
11	1	RELIEF VALVE, REXROTH DBDH6K1X/200-W
12	1	REDUCING VALVE, REXROTH DR5DP1-1X/150Y
13	1	DIRECTIONAL VALVE, REXROTH 4WP6D5X/N
14	1	DIRECTIONAL VALVE, REXROTH 4WP6J5X/N
15	1	DIRECTIONAL VALVE, REXROTH 4WP6Y5X/N
16	4	PILOT AIR VALVE, VERSA ESM-3011-34-Z-XX-24VDC
16A	1	MANIFOLD, VERSA E7M-31-121-4
17	1	DUAL CHECK VALVES, REXROTH Z2S61-6X/V
18	1	CHECK VALVE, SUN CKCA-XAN
19	4	FLOW CONTROL VALVE, HYCON DRVP8-1.1/0
20	1	PRESSURE FILTER, HYCON MDFBN30G20B1.0/5-BYP
21	1	FLOW CONTROL VALVE, REXROTH 2FRM5-3X/1.2Q
22	1	RETURN FILTER, HYCON RFBN30G10B1.1/5
23	1	SUCTION STRAINER, HYCON SFE15G125A1.0/BYP
24	1	CHECK VALVE, SNAPTITE CPIFF-3P-05A
25	1	REGULATOR/FILTER/DRAIN, WATTS B11-02DJCR
26	1	GAUGE, WATTS 274Z160W6
27	1	MANIFOLD, SELLING PRECISION D2546-1
28	1	WATER TO OIL COOLER, HAYDEN HW 309-A4-1
29	1	PUMP, REXROTH S12S-27-AK7-5-R
30	1	CHECK VALVE, SUN CXDA-XAN
31	1	MANIFOLD, SELLING PRECISION # C1846 RSV.1
32	1	MUFFLER, ARROW LHMf-3
33	1	DOI BLANKING PLATE, SELLING PRECISION A2569



⊗ ELECTRIC CONNECTION BY CLIENT

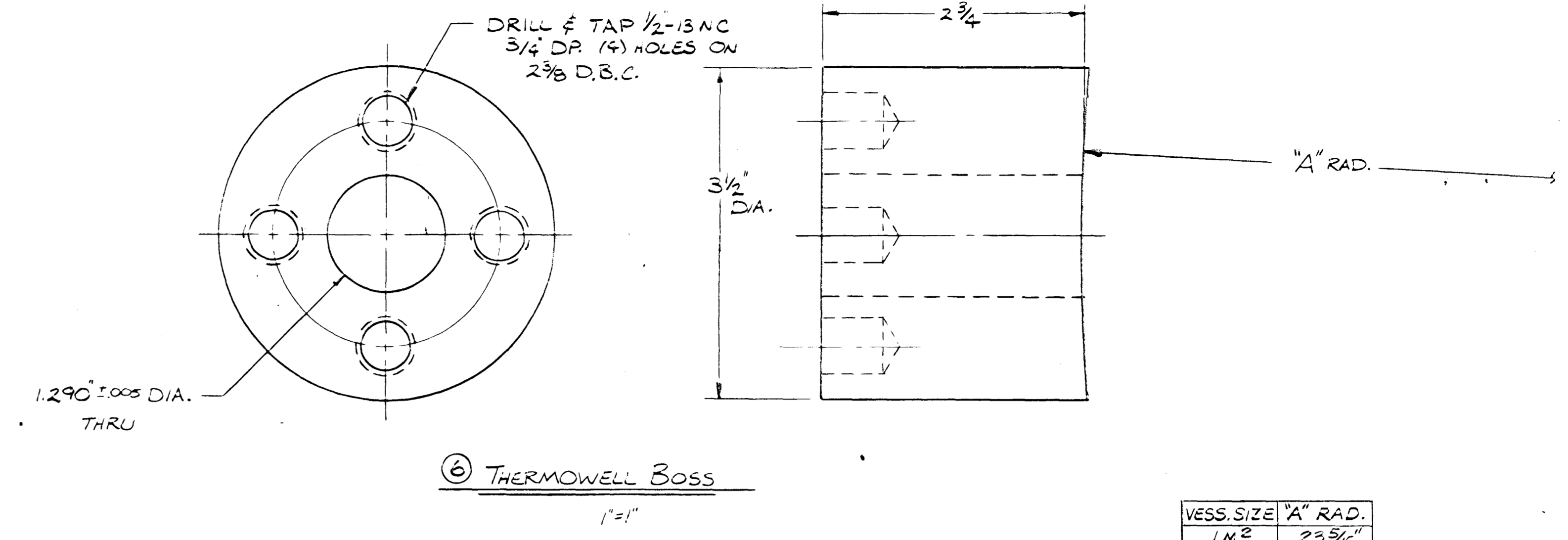
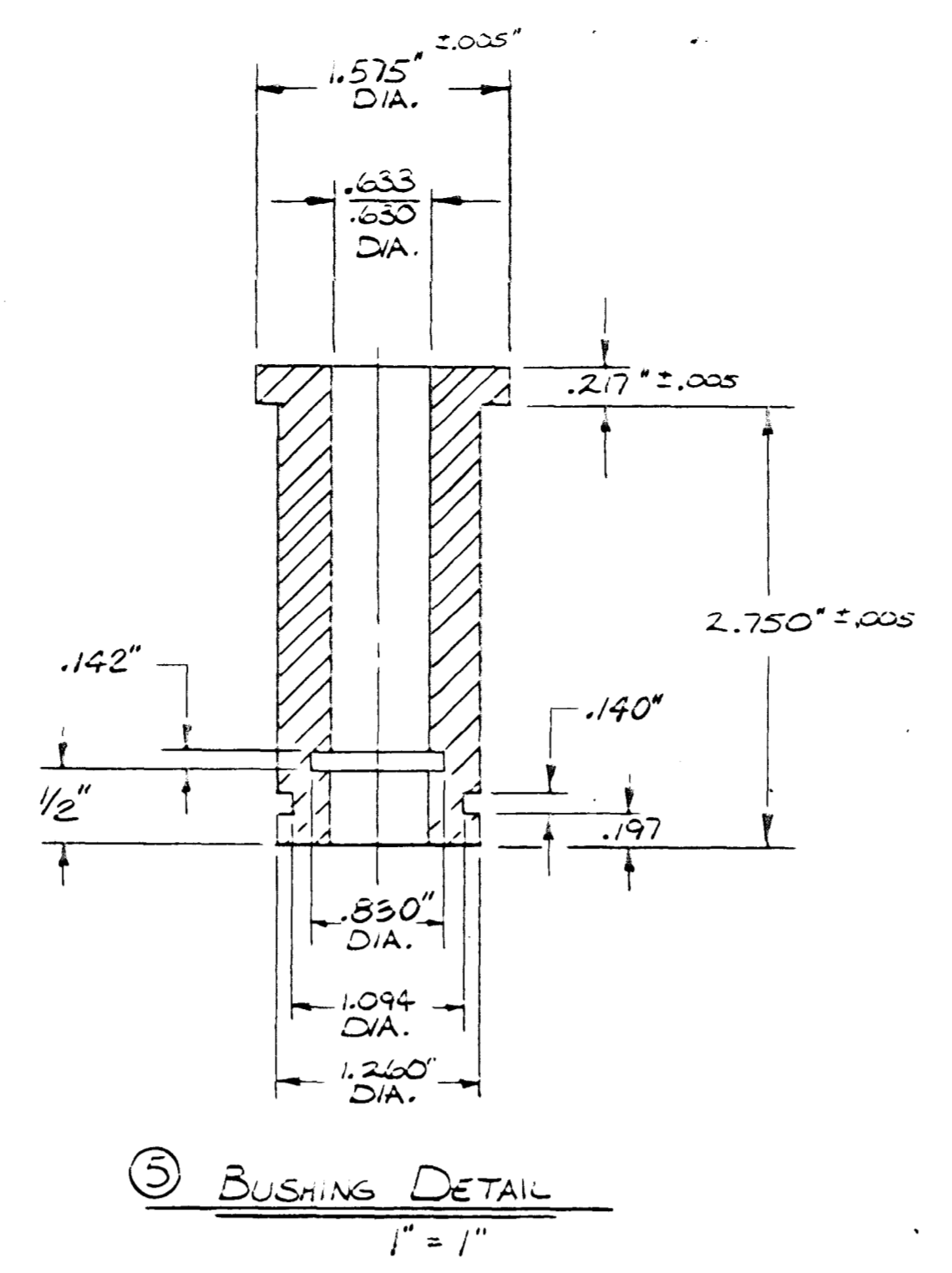
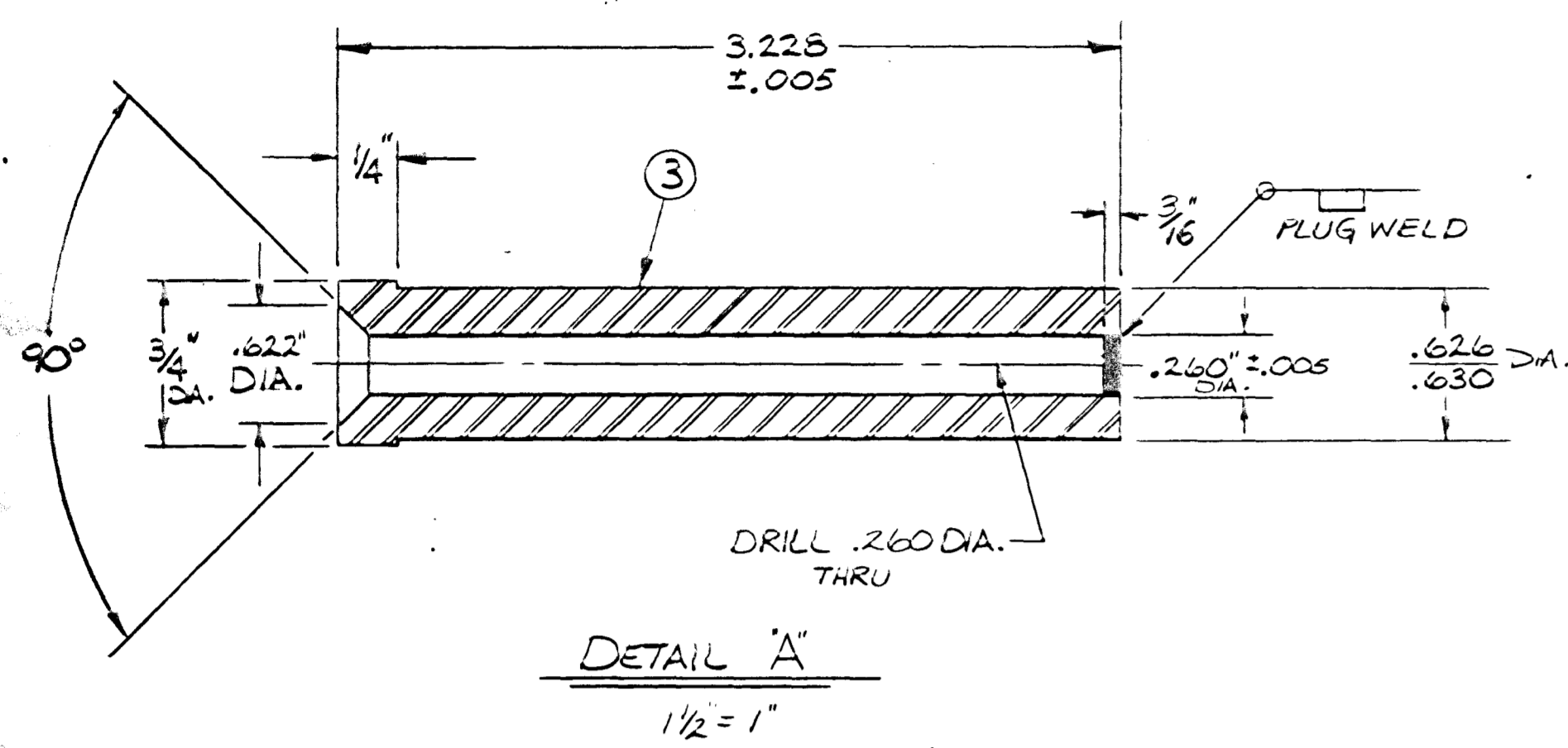
ALL PIPING INSIDE CABINET BY MANUFACTURER PIPING BETWEEN POWER PACK AND FILTER BY CLIENT

ROSENMUND INC. 2969 INTERSTATE STREET • P.O. BOX 668625 CHEMICAL PROCESS EQUIPMENT CHARLOTTE, NC 28266-8625		LIVINGSTON & HAVEN CUSTOMIZED HYDRAULIC, PNEUMATIC & CONTROL SYSTEMS 1105 W. HUNTER STREET CHARLOTTE, NC 28203	
89-R-115/3 DUPONT	Scale 1:3.5	Drawn STM	7-3-89
LET	REVISION	DATE	APPROVED BY DATE
			22-06525
TITLE AUXILIARY HYDRAULIC POWER UNIT		DRWING NO. D-3422	REV

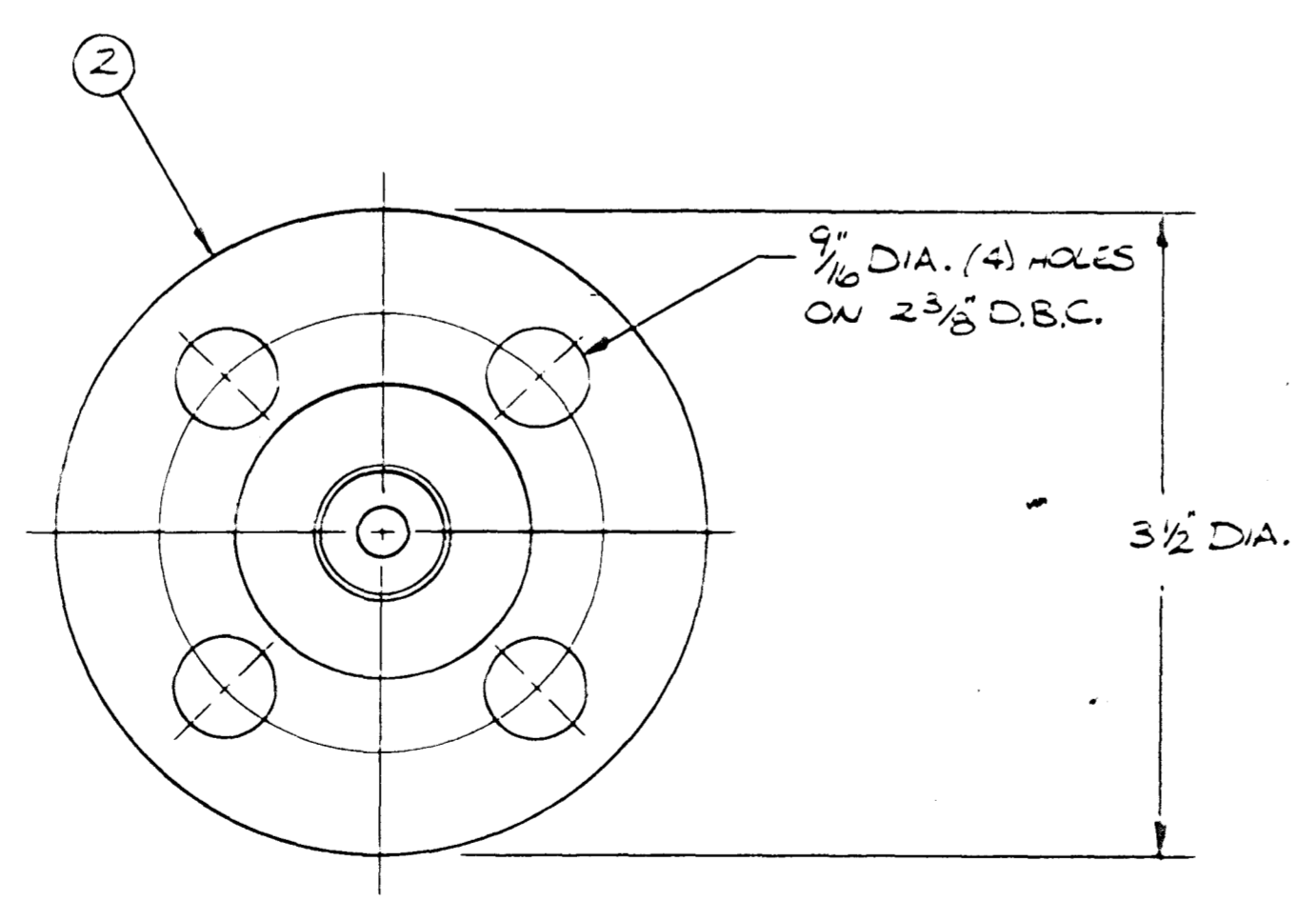
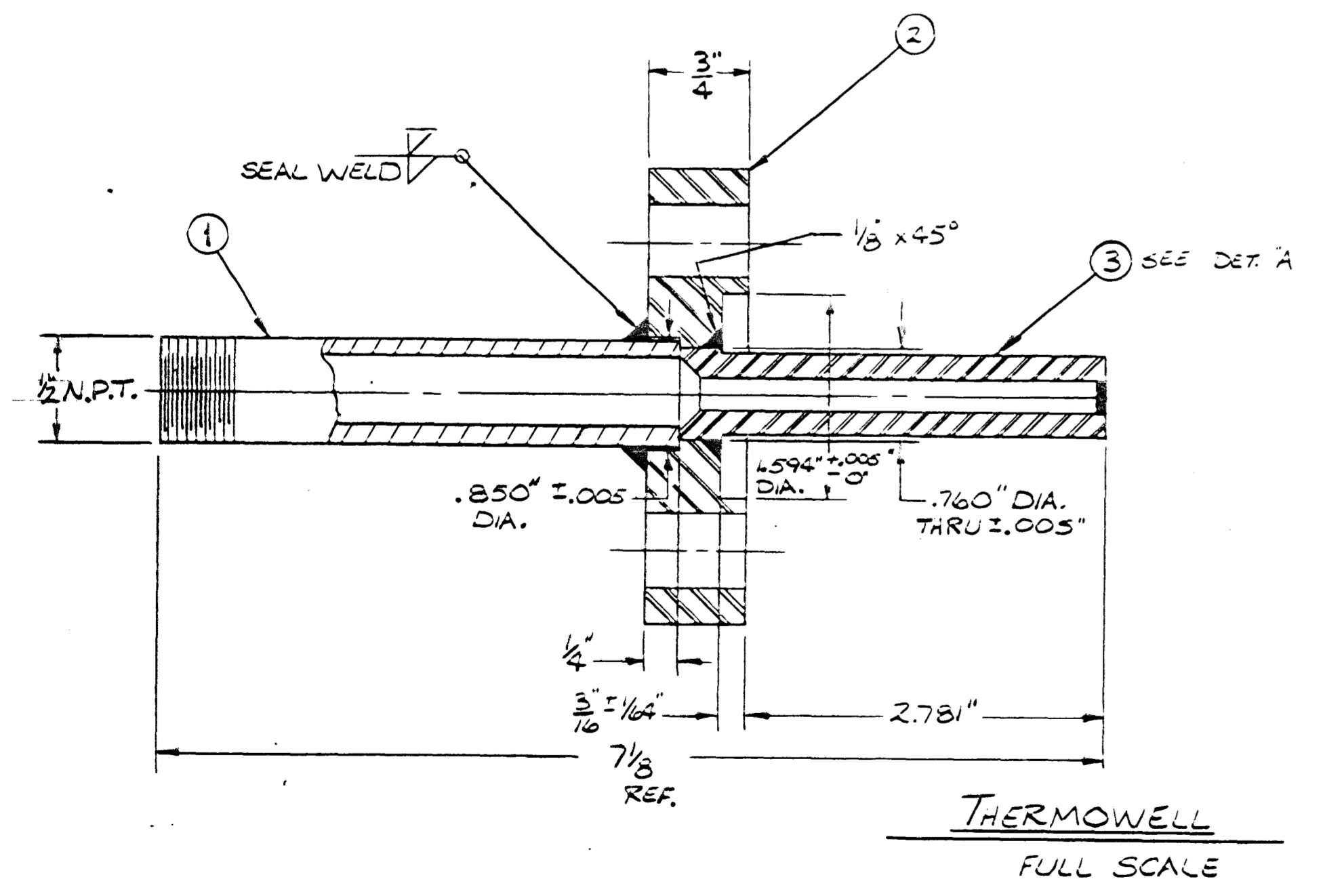
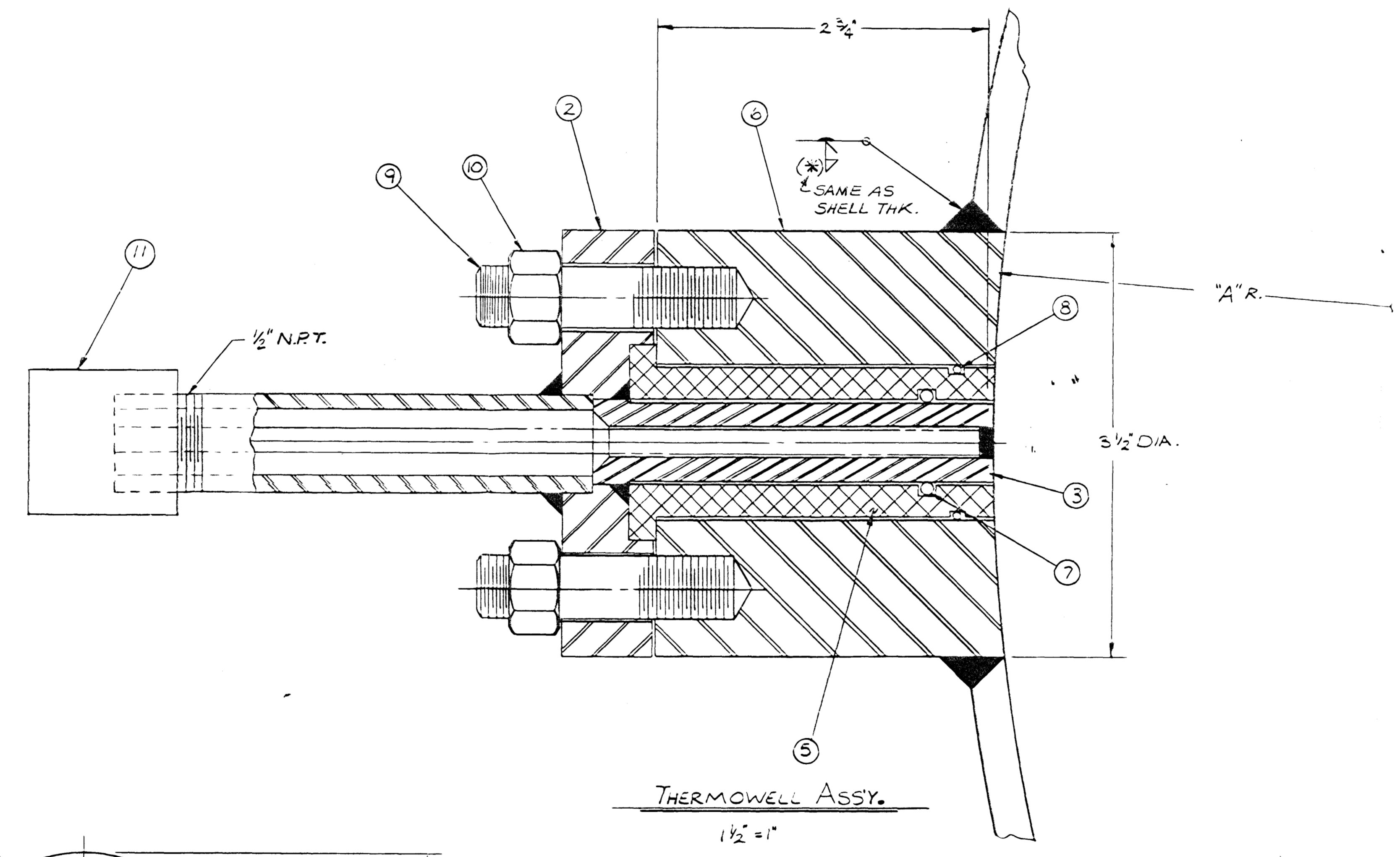
CERTIFIED PRINT
Clarence J. Farrell
Customer Order No. LECC 12571 W
Shop Order No. 89-RF-115
ROSENMUND 5-1-90
Charlotte, N. C.

AUG 07 1990
BPF 292696
SHEET # 20
REF: CABINET DRAWING C3423

93493



VESS. SIZE	"A" RAD.
1M ²	23 3/16"
1.6M ²	25 1/32"
2.5M ²	35 1/8"
3M ²	39 1/16"
4M ²	46 1/16"
5M ²	50 1/8"
6M ²	54 13/16"
7M ²	59 3/32"
8M ²	64 9/16"
10M ²	72 1/16"



ASME CODE

NO.	QTY.	SIZE	RATING	TYPE	SCH.	SERVICE/DESCRIPTION
11	1	1/2"				COUPLING - PIPE, 1/2" 3000#
10	4	NUT HEX 1/2 NC				
9	4	STUD 1/2-13 x 2 1/4 LG.				
8	1	O RING 1/8 DIA. x 1 9/32 I.D.				
7	1	O RING 1 1/8 DIA. x 1 1/8 O.D.				
6	1	BAR, RAD. 3/2 DIA. x 3/8 LG.				
5	1	BAR, RAD. 1 1/4 DIA. x 3 LG.				
4	1	BAR, RAD. 3/4 DIA. x 3/4 LG.				
3	1	DISC. 3/2 O.D. x 3/4 THK.				
2	1	PIPE 1/2 SCH 40 x 3 7/8 LG. T.O.E.				

BILL OF MATERIAL P/N: 3601251

NO.	QTY.	SIZE	RATING	TYPE	SCH.	SERVICE/DESCRIPTION
NOZZLE SCHEDULE						

RELEASE TO SHOP

DATE: 9-15-89 BY: MKM

CUSTOMER: ROSENBERG, INC. CHARLOTTE N.C.

TITLE: THERMOWELL ASSY.

DRAWN BY: M. McINTOSH DATE: 8-7-89 CHECKED BY: MKM DATE: 9-20-89

SCALE: NOTED

NO. E-3601251 A