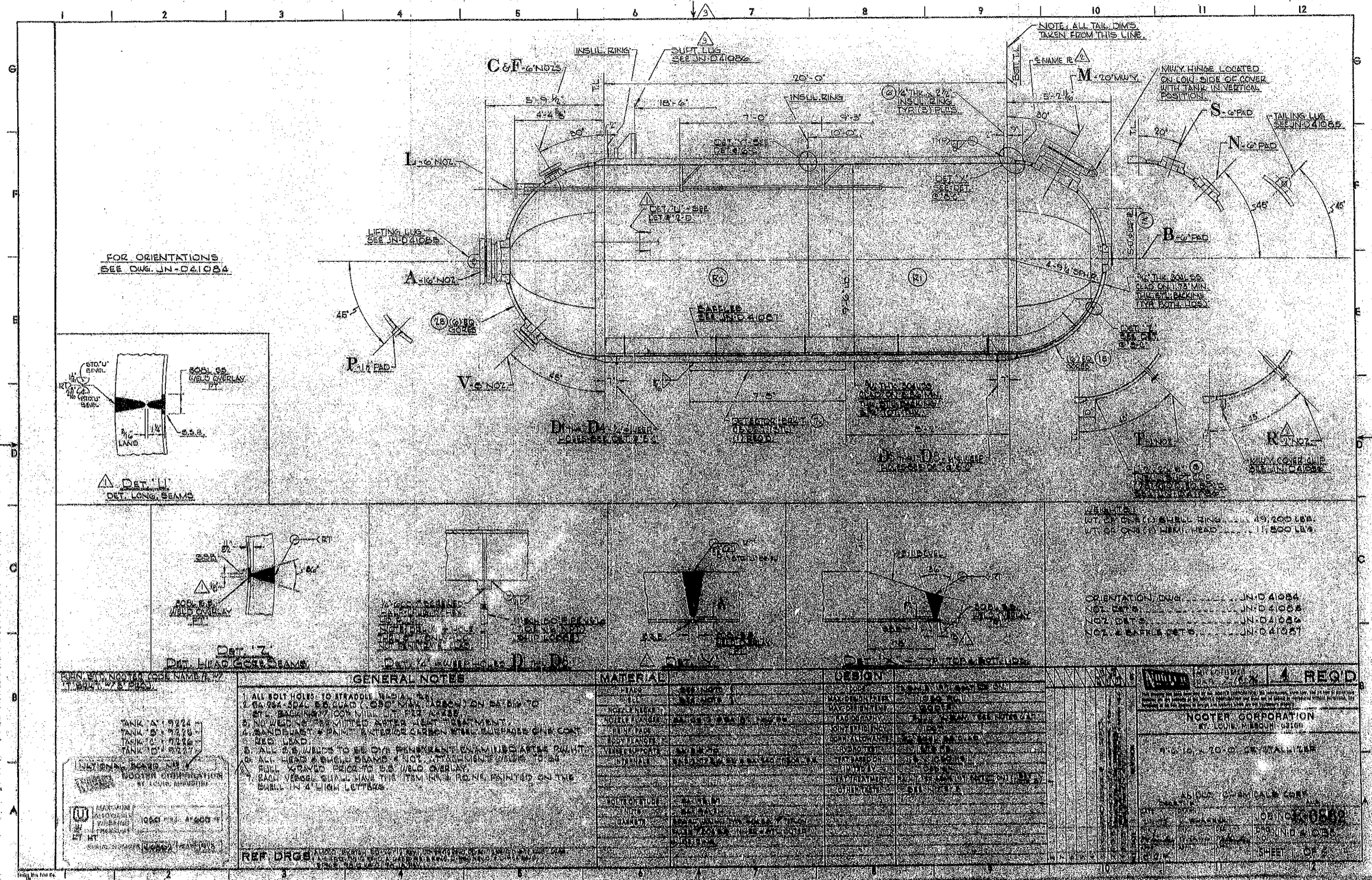
NOTE: ALL TAIL DIM'S. TAKEN FROM THIS LINE.
C & F - 6" NOZ.
INSUL. RING
SUPT. LUG SEE JN-D41086
20'-0"
18'-6"
7'-0"
9'-3"
10'-0"
5'-9 1/2"
4'-4 5/8"
INSUL. RING
1/4" THK. x 2 1/2" INSUL. RING (TYP. (3) PLCS.)
M - 20" MW'Y.
MW'Y HINGE LOCATED ON LOW SIDE OF COVER WITH TANK IN VERTICAL POSITION.
S - 6" PAD
TAILING LUG SEE JN-D41085
N - 6" PAD
L - 6" NOZ.
DET. 'Y' - SEE DET. 'G'
DET. 'X' SEE DET. 'G'
DET. 'W' - SEE DET. 'A'
LIFTING LUG SEE JN-D41085
A - 16" NOZ.
B - 6" PAD
4-5 1/4" SPHR.
3/16" THK. SS CLAD ON 1.75" MIN. THK. STL. BACKING (TYP. BOTH LIGS.)
SADDLE SEE JN-D41087
(28) (6) FQ. CORES
P - 1 1/4" PAD
V - 6" NOZ.
DETECTOR BELT
D1 thru D4 - 1/2" WELD HOLES SEE DET. 'Z'
D5 thru D8 - 1/4" WELD HOLES SEE DET. 'Z'
T - NOZ.
R - 2" NOZ.
MW'Y COVER GUIDE SEE JN-D41085
FOR ORIENTATIONS SEE DWG. JN-D41084
STD. 'U' BEVEL
SS OR WELD OVERLAY PT.
3/16" LAND
S.S.R.
DET. 'U' DET. LONG. SEAMS
DET. 'Z' DET. HEAD CORE SEAMS
DET. 'Y' - SUPT. LUGS
DET. 'X' - TOP & BOTT. LUGS
WEIGHTS
WT. OF ONE (1) SHELL RING ..... 49,200 LBS.
WT. OF ONE (1) HEMI. HEAD ..... 11,800 LBS.
ORIENTATION DWG. JN-D41084
NOZ. DETS. JN-D41088
NOZ. DETS. JN-D41086
NOZ. & BATHS DETS. JN-D41087
TANK 'A' - 79224
TANK 'B' - 79225
TANK 'C' - 79226
TANK 'D' - 79227
NATIONAL BOARD NO.
NOOTER CORPORATION ST. LOUIS, MISSOURI
GENERAL NOTES
1. ALL BOLT HOLES TO STRADDLE MAJOR AXIS.
2. 6A 284 SCAL. SS CLAD (.050" CLAD) CARBON) ON SA 516 TO STL. BACKING (.100 MIN. DT. F12 A-285).
3. NO WELDING PERMITTED AFTER HEAT TREATMENT.
4. SANDBLAST & PAINT EXTERIOR CARBON STEEL SURFACES ONE COAT RED LEAD.
5. ALL S.S. WELDS TO BE DYE PENETRANT EXAMINED AFTER QUENCH.
6. ALL HEAD & SHELL SEAMS & NOZ. ATTACHMENTS TO BE FULL X-RAYED PRIOR TO S.S. WELD OVERLAY.
7. EACH VESSEL SHALL HAVE THE ITEM NO. & P.O. NO. PAINTED ON THE SHELL IN 4" HIGH LETTERS.
REF. DRGS
MATERIAL
DESIGN
NOOTER CORPORATION ST. LOUIS, MISSOURI
4'-0" ID x 20'-0" OA VERTICAL TANK
JOB NO. 60-0862
SHEET 1 OF 2
1 REQ'D.


NOTE: DIRECT INT. PIPE OPN'G. @ NOZ. "R" TO CENTER OF IMPING. PL.
℄ LIFTING LUG (TOP HD.) & ℄ TAILING LUG (BOTT. HD.)
℄ (1) MW'Y COVER CLIP
DETECTOR BRK'T.
℄ NAME PL.
SUPT. LUG (4) REQ'D. EQ. SPC'D.
℄ (1) MW'Y COVER CLIP
℄ BAFFLE (4) REQ'D. EQ. SPC'D.
℄ IMPINGEMENT PL.
ORIENT. TANK "A"
℄ BAFFLE (4) REQ'D. EQ. SPC'D.
℄ IMPINGEMENT PL.
ORIENT. TANK "B"
℄ BAFFLE (4) REQ'D. EQ. SPC'D.
℄ IMPINGEMENT PL.
ORIENT. TANK "C"
℄ LIFTING LUG (TOP HD.) & ℄ TAILING LUG (BOTT. HD.) & ℄ MW'Y COVER CLIP
ORIENT. TANK "D"
NORTH
FOR VESSEL EVS. N10-4688
NOOTER CORPORATION
ST. LOUIS, MISSOURI 63199
ORIENT. OXYGEN TANKS
SHEET 4 OF 8

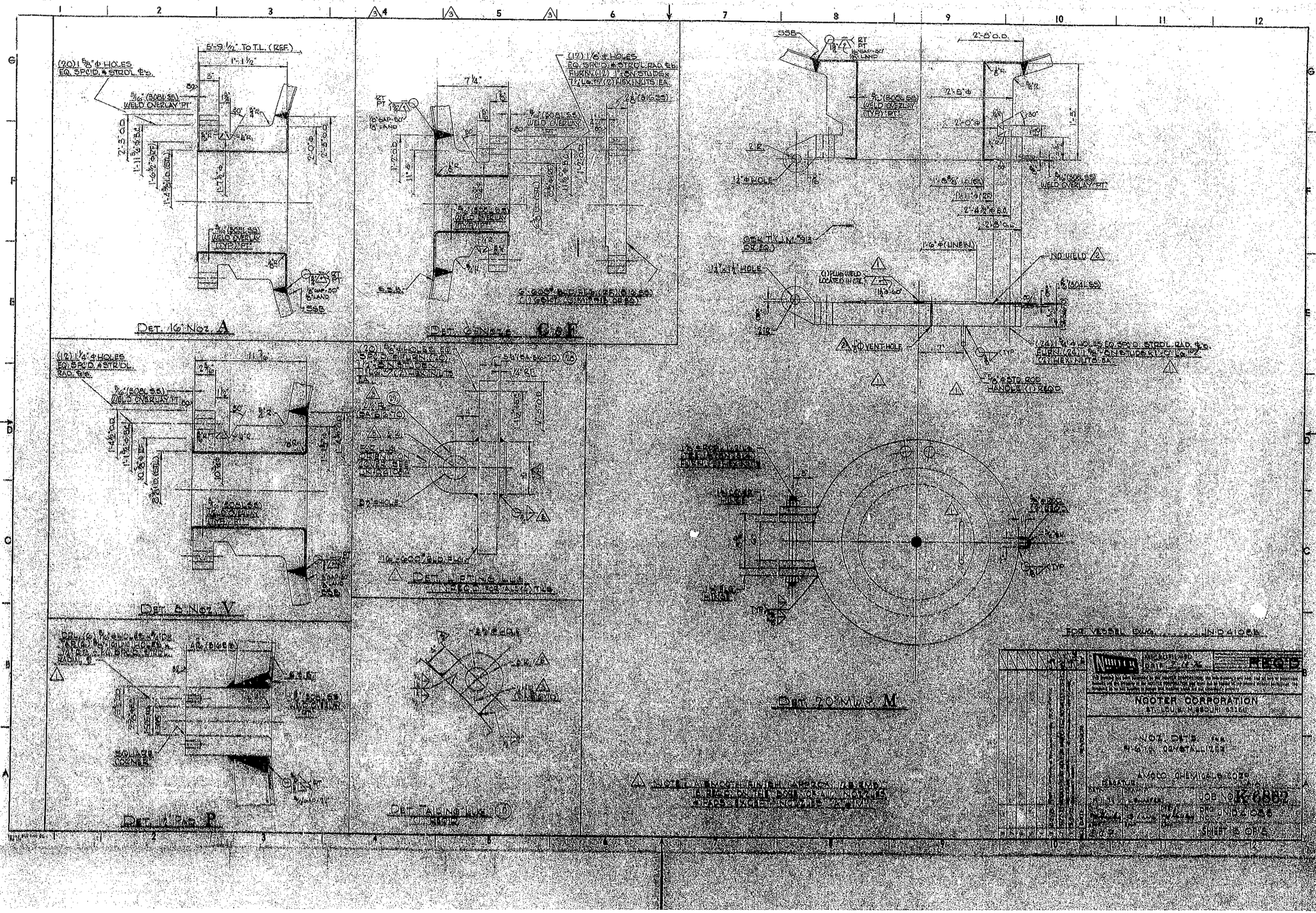
DET. 16 NOZ. A
DET. 6 NOZ. C & F
DET. 5 NOZ. V
DET. 2 PAD P
DET. 20" MWP M
NOOTER CORPORATION
AVCO CHEMICAL CORP.
JOB NO. K 6882
SHEET 5 OF 6

MOUNTING LUG (8) REQ'D. EQ. SPC'D.
MOUNTING RING (SHIP LOOSE)
270°
90°
180°
DET. 6 PAD B
DET. 6 PAD N
DET. 6 PAD S
DET. 2 NOZ. R
DET. 1 NOZ. T
DET. INSTL. SLIPT. CLIP
DET. MISC. COVERS
NOOTER CORPORATION
ST. LOUIS, MISSOURI
SHEET 4 OF 6

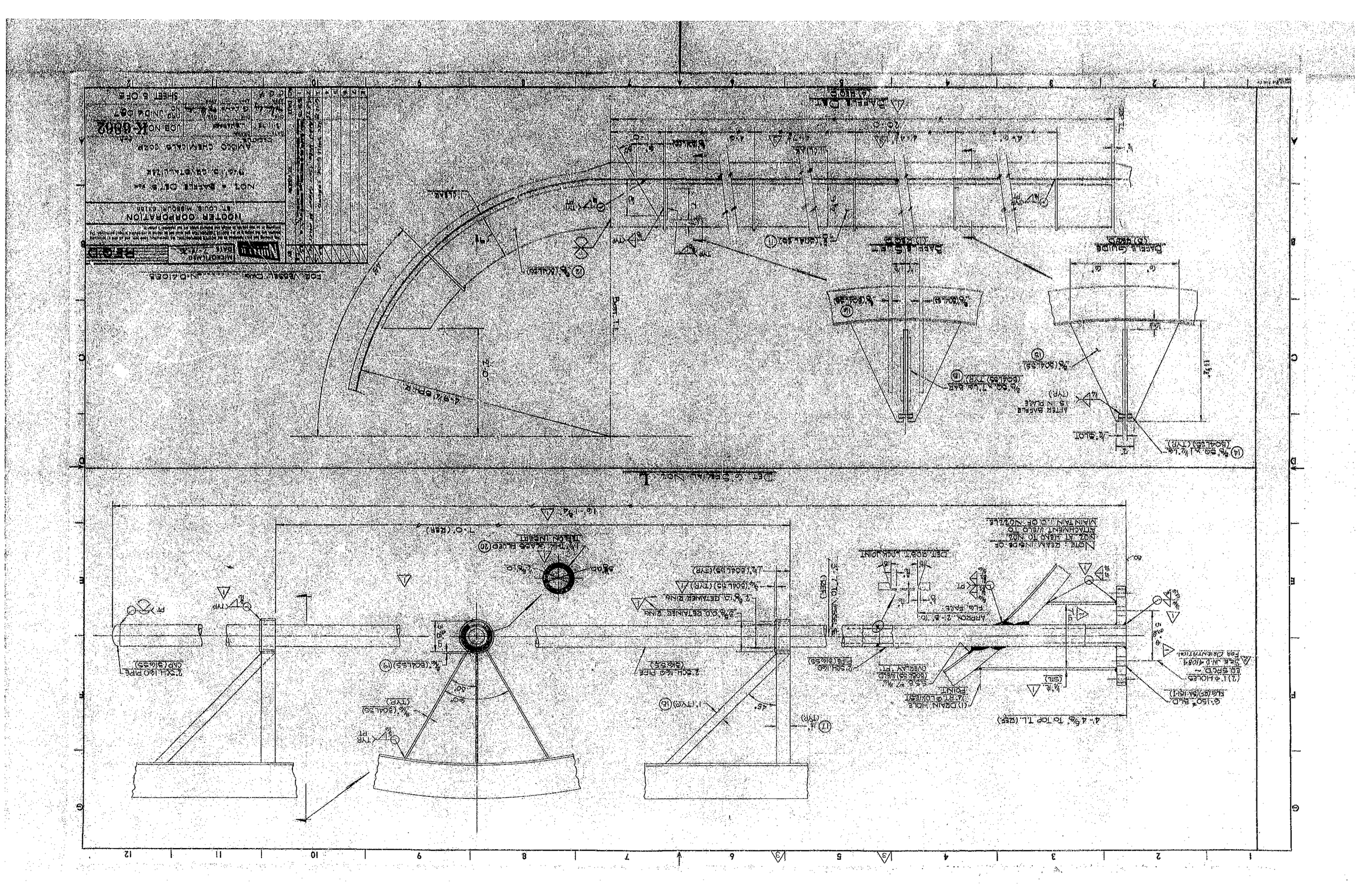
DET. G SEE DWG NO. L
DETAIL D
DETAIL E
DETAIL F
DETAIL G
DETAIL H
DETAIL J
DETAIL K
DETAIL L
4-4'-6" TO TOP TL (REF)
(1) DRAIN HOLE
1/4" FLOWLEST POINT
2 SCH 160 PIPE (SEE DET)
2 SCH 160 PIPE (SEE DET)
2 SCH 160 PIPE (SEE DET)

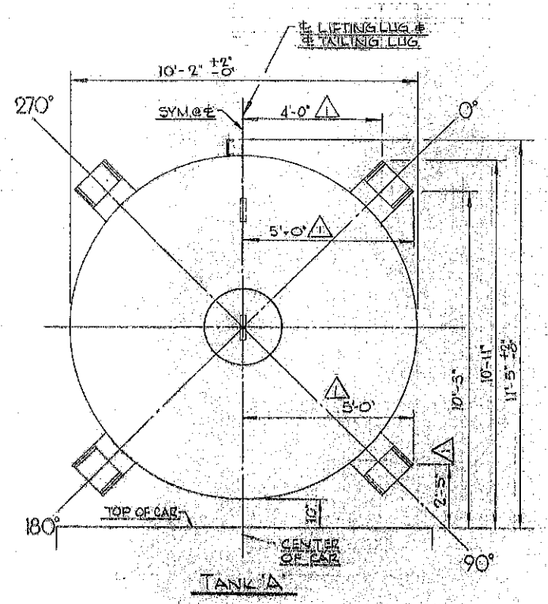

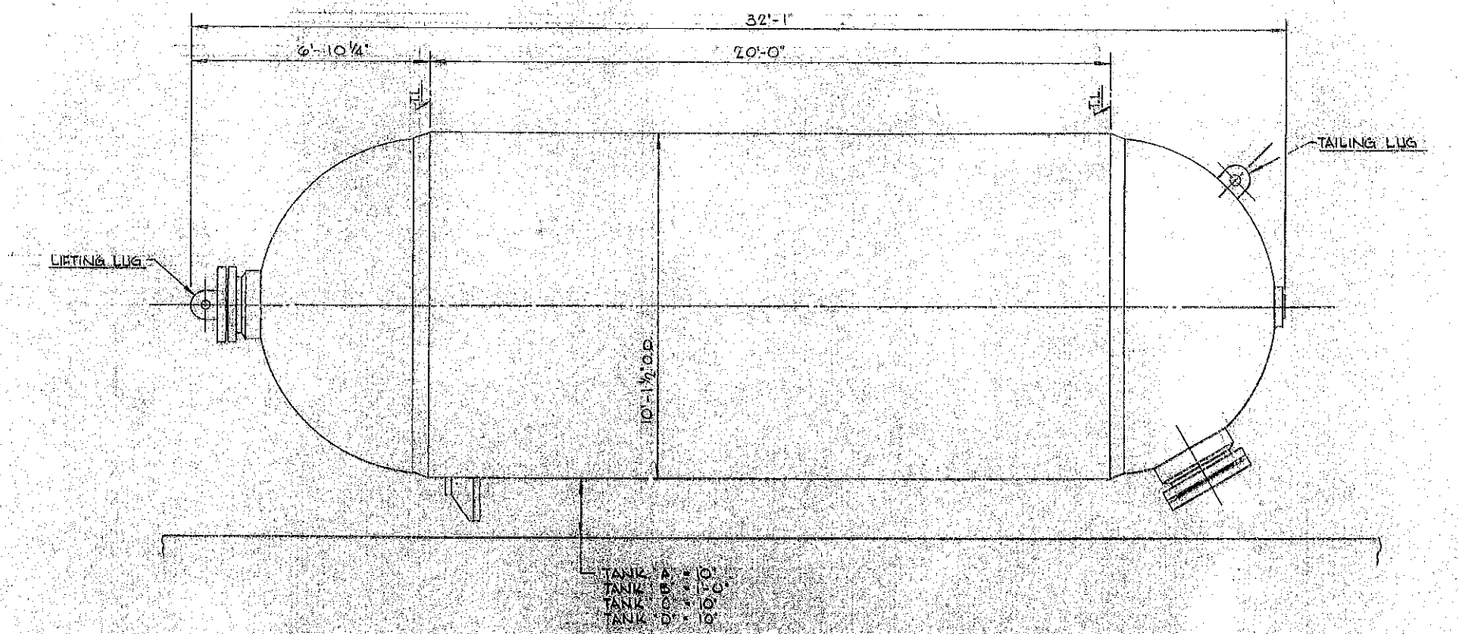

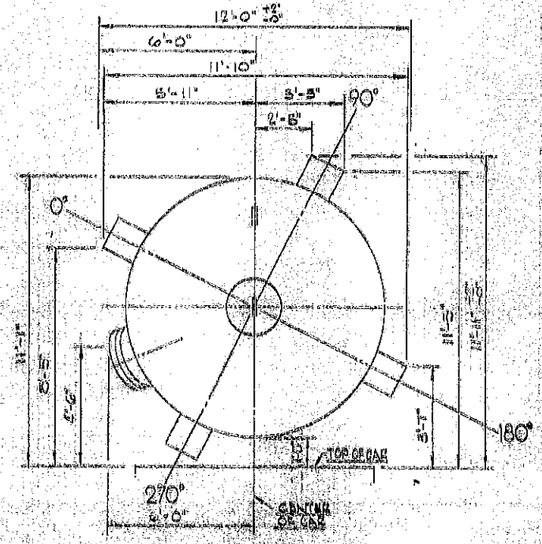

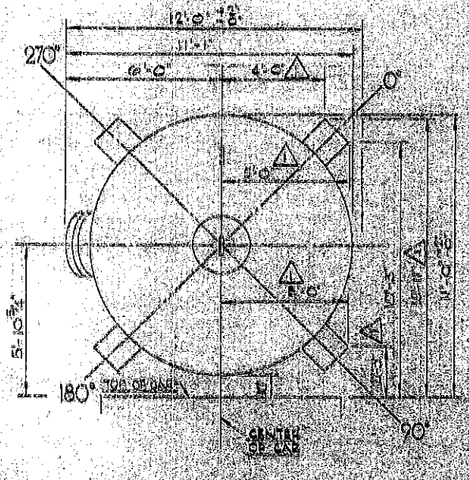

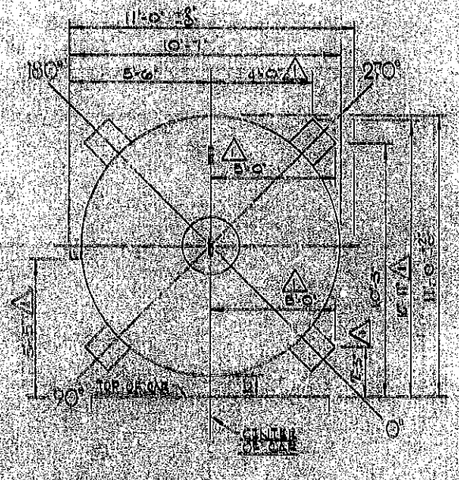

SHIPPING WT. = 124,000# APPROX.

DESTINATION: DECATUR, ALA.

FOR VESSEL DWG. . . . . JNID 41095

REVISIONS													

MICROFILMED DATE 7-1-74 REQ'D

NOOTER CORPORATION
ST. LOUIS, MISSOURI 63166

SHIPPING DWG.
NO. 8 VESSEL CRYSTALLIZER

AMOCO CHEMICAL CORP.
CHICAGO

DATE	DRAWN		JOB NO. K-0862
2-4-74	L. BLUEFORD		
2-6-74	CHK.	DES.	DWG. NO. JNID 41095
APPR.	APPR.	APPR.	SHEET OF