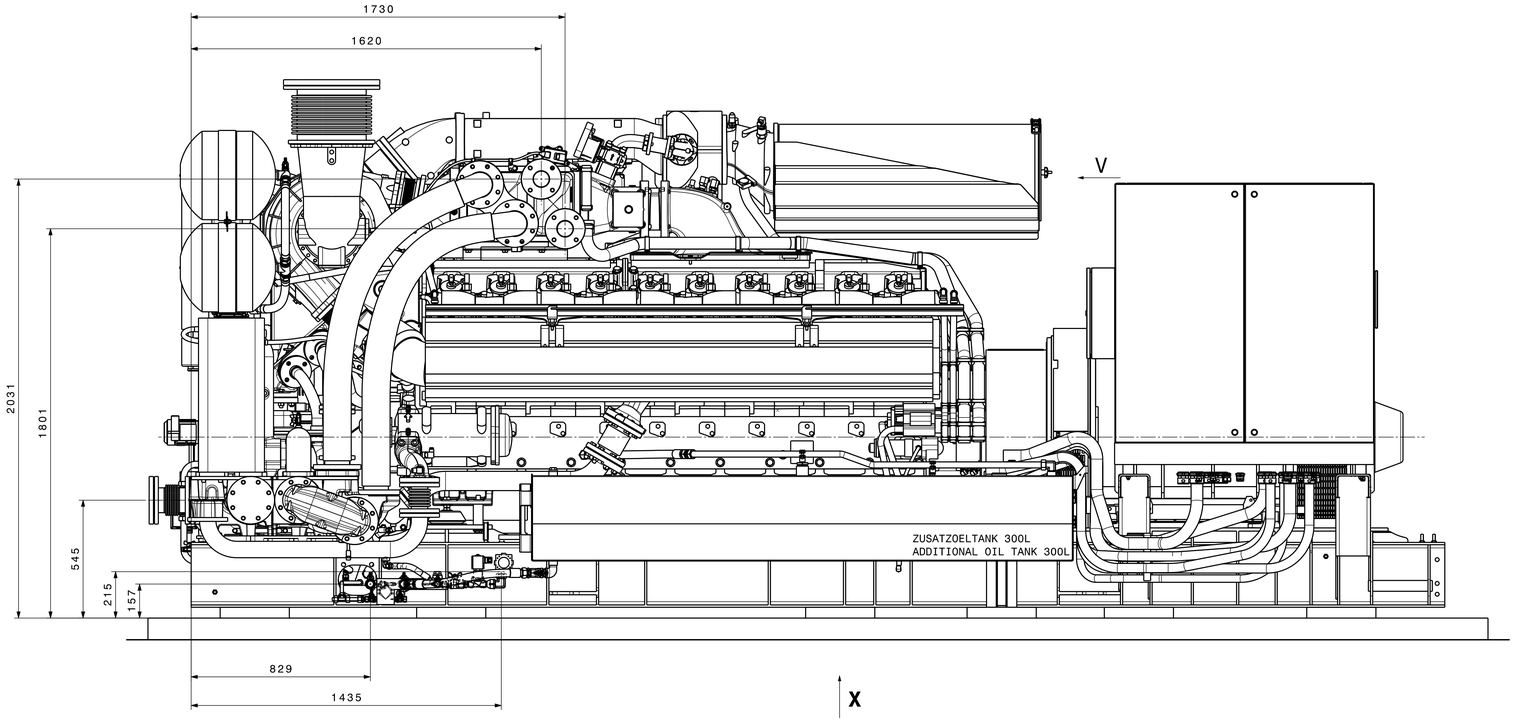

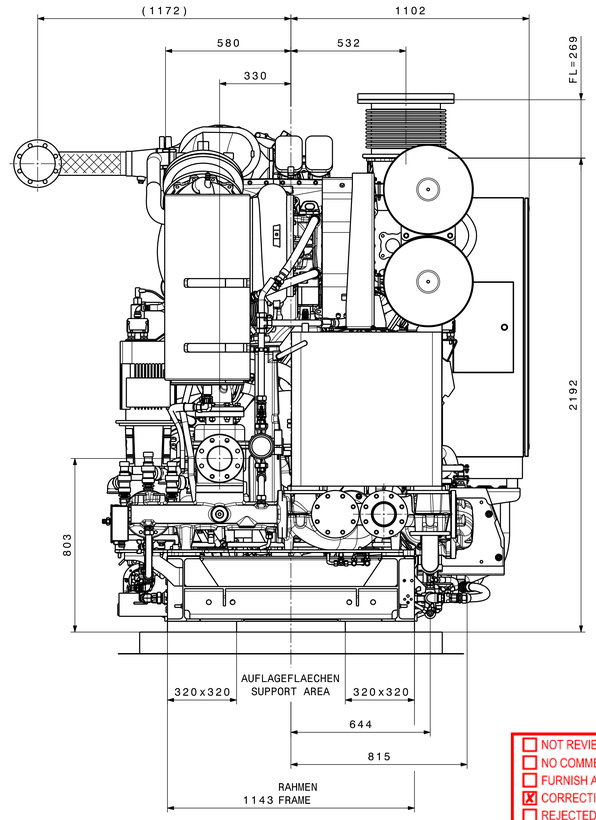

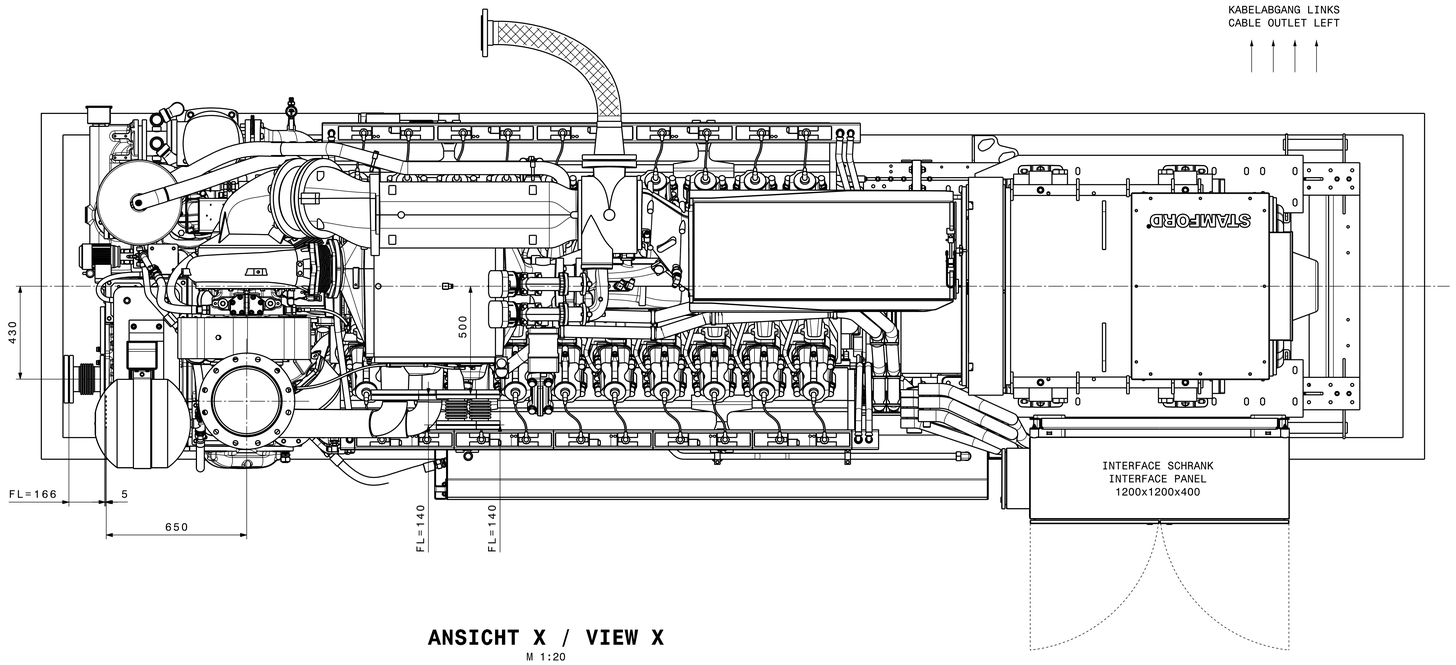

ANSICHT X / VIEW X

M 1:20

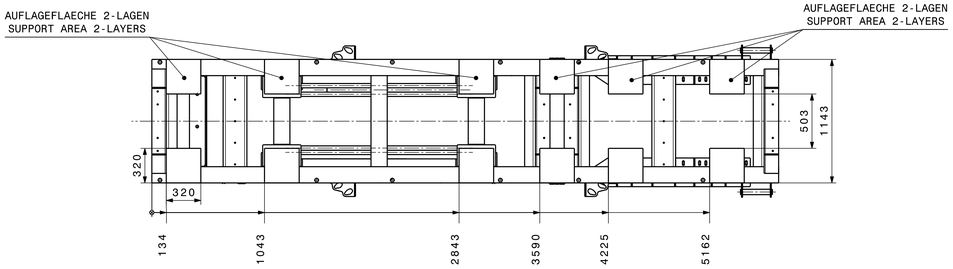

- NOT REVIEWED (NR)
- NO COMMENTS (NC)
- FURNISH AS CORRECTED (FC)
- [X] CORRECTION REQUIRED (CR)
- REJECTED (RJ)

THIS REVIEW IS FOR GENERAL CONFORMANCE WITH THE DESIGN CONCEPT OF THE PROJECT ONLY AND DOES NOT RELIEVE THE CONTRACTOR FROM COMPLIANCE WITH THE CONTRACT DOCUMENTS, NATIONAL, STATE OR LOCAL CODES AND STANDARDS.

BY tclark DATE Oct 13, 2022

POWER ENGINEERS Power Project No.: 174550

ANSCHLUSS CONNECTION	DN	PN	ROHR ⌀ PIPE ⌀
A	100	10	114,3
B	100	10	114,3
C	300	10	323,9
D	100	16	114,3
E			1/2"
G			1 1/2"
I			28
J			28
L			13
M	65	10	76,1
N	65	10	76,1
R_1			
S_1			
V			

LEGENDE SIEHE
E 16287 XX
LEGEND SEE

E 16287

Add the following information to this drawing or provide in a separate document:
-Grounding connection locations
-Cable entry locations and dimensions
-Instrument locations

RAVEN RICHMOND LFG PROJECT

3 x JGS 420 GS-L.L

SO 58755

TECHNISCHE DATEN SIEHE TECHN. SCHEMA UND ENERGIEBILANZ
FOR TECHNICAL DATA SEE TECHNICAL DIAGRAM AND ENERGY BALANCE

SERIEN Nr. SERIAL No.
1668480
1668484
1668494

ERGÄNZENDE ZEICHNUNGEN ADDITIONAL DRAWINGS	
ZEICHNUNGSNR./DRAING NO.	BLATT SHEET
J BM12 00 02	01/02/03
J BM12 00 03	01/02/03

CoG... SCHWERPUNKT
CENTER OF GRAVITY
FL ... EINBAULAENGE
FITTING LENGTH
TD ... TRANSPORTABMESSUNGEN
TRANSPORT DIMENSION

GEWICHT/WEIGHT		
$M_{ges\ tr}$	31085	lbs
$M_{ges\ gf}$	33642	lbs
$M_{mot\ tr}$	16534	lbs
$M_{mot\ modul}$	-	lbs
M_{gen}	7220	lbs
$M_{gen\ modul}$	-	lbs

LACKIERUNG/PAINTING	
L_{mot}	RAL 6018
L_{gen}	RAL 6018
L_{fra}	RAL 6018

ISO 13920							
ISO 2768	mK-E						
DIN 6930			-B	E2016514	06.10.2022	S.Geisler	
ISO 9013			-A	E2016071	15.09.2022	S.Geisler	J.Haider
Stand Index	Änderg Nr. Update number	Datum date	Name name	geprüft checked			

Urheberschutz nach DIN 34010 beachten! "Respect the protection rights (DIN 34010)"

Passen Maßstab/Format einander an? / Name/Gruppe name/group / Name/Group name/group / Name/Group name/group

geschweißte, hart- und weichgelötete Verbindungen - Symboldarstellung ISO 2553
welded, brazed, soldered joints - symbolic representation: ISO 2553

gez. drawn	15.09.2022	S.Geisler
geprüft check.	15.09.2022	J.Haider

Tolerierung von Form, Richtung, Ort und Lauf
toler. of form, orientation, location and run-out
DIN ISO 1101

Tolerierungsgrundsatz
fundamental tolerancing principle
Size ISO 14405

Erz.fgr. expl.fgr.

Werkstoff/material

Werkstückkanten ISO 13715
workpiece edges ISO 13715
Oberflächenzustand DIN ISO 1302
Surface condition DIN ISO 1302

Verzeichnis aller Einzelteile, aus-/abbau-/montagegerechtes Zerlegen sowie Angaben zu Lieferumfang, Verpackung und Versand sind hier nicht mehr drin, außer ausdrücklich gefordert!

critical to quality

Maßstab/scale 1:10

Gewicht/weight

Blatt-Nr./sheet no. 1 / Blattzahl/sheet no. 3 / Format/sheet size A0

Benennung/title
Aggregatzeichnung
Unit drawing

PROPRIETARY AND CONFIDENTIAL
information contained on this document may not be used, copied, disclosed, or exported without written permission of INNIO.
Copyright 2022 INNIO
IP Classification: Confidential

JENBACHER INNIO

ZGNr. drawing: J BM12 00 02

TLNr. part no.: 1665444

Übernommen aus/originated from: MODEL(420D-E).CATPRODUCT