



Customer Document title:

## Pricebook General Arrangement

Flowserve Document title: **Pricebook General Arrangement**Flowserve Document No.: **1400944-002-5010-01****PROJECT - WORPAR**Document Revision No.: **A****ITEM NBR - PW502.1/1-PW502.1/2**Flowserve Order No.: **1400944****PW502.2/1-PW502.2/2**Flowserve Serial No.: **1400944CHP002A/D****TYPE - ASSY**Pump Type/Size: **MARK 3 STANDARD / 2K4X3-100P****eB NBR - 100212855.001**Quantity: **4****DATE - 10.02.2022**Customer Name: **DESMET BALLESTRA NORTH AMERICA**

Customer Tag No: **DESMET TAG#: PW502.1/1, WORLD ENERGY TAG#: 19-P-754A, DESMET TAG#: PW502.1/2, WORLD ENERGY TAG #: 19-P-754B, DESMET TAG#: PW502.2/1, WORLD ENERGY TAG#: 19-P-854A, DESMET TAG#: PW502.2/2, WORLD ENERGY TAG#: 19-P-854B**

Customer PO No.: **28493**End User: **DESMET BALLESTRA NORTH AMERICA**

### Please complete and return:

Document Reviewed by:

Document Reviewed date:

- ☐ **APPROVED. NO ACTION REQUIRED**  
☐ **APPROVED. RE-SUBMIT AS FINAL**  
☐ **APPROVED WITH COMMENTS.** DOCUMENT WILL BE MODIFIED AND RESUBMITTED AS FINAL.  
☐ **REJECTED.** CORRECT AND RE-SUBMIT FOR APPROVAL.  
☐ **FOR INFORMATION.** REVIEW NOT REQUIRED  
☐ **AS-BUILT**

- Return any documents sent for review with your comments by the stated return date. All documents not returned two weeks after requested Return date will be considered Approved, no action.
- Purchaser's comments and/or corrections within the scope of contract will be made on the first completed document submitted by Flowserve Corp. and returned.
- Corrections, alterations, additions and/or modifications outside scope of contract or made after first submittal may require an additional engineering service charge.
- Items conditionally approved or with deferred approval by purchaser must be specifically stated otherwise delivery may be affected.

Rev	Revision Description	Released	Release Date
	For Information	Morris, Tamika	04-Feb-22

Dimensions certified for construction when properly endorsed below.  
Refer to factory for any \*\*\* dimensions.  
DO NOT SCALE DRAWING

**NOTES:**

1. Consult pump I.O.M. before installing the pump.
2. Installation dimensions are +/- .13" (3mm), unless otherwise noted.
3. Foundation bolts and piping should not be set rigidly before receipt of equipment.
4. Allow a minimum of .75" (19mm) under baseplate for adjustment and grouting.
5. All holes in flanges are offset from centrelines.

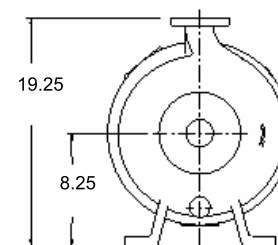
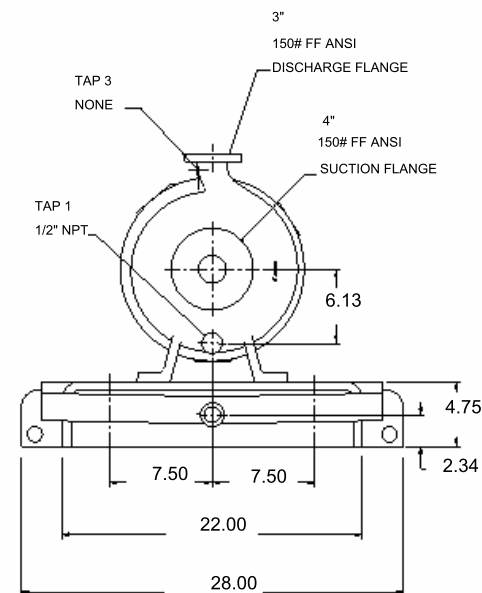
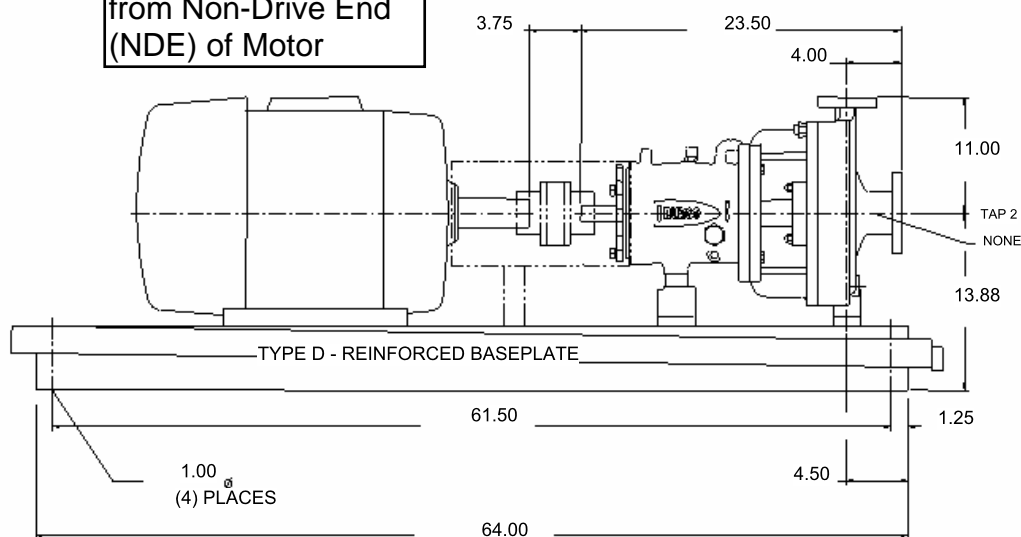
6. Piping, foundations, and systems are the responsibility of others.  
Flowserve Pump Division data and comments are offered as an aid, but Flowserve Pump Division cannot assume responsibility for the system design or operation. It is recommended that a specialist skilled in this area be consulted to ensure a successful installation.  
7. Dimension shown from bottom of base to centerline of pump includes any blocks under pump, as necessary.

ASME size A70

Shaft Dia. at Seal: 1.875"

Shaft Dia.at Cplg: 1.125"

**Rotation is HI-CW  
from Non-Drive End  
(NDE) of Motor**



Customer	: DESMET PROCESS & TECHN...	Pump size & type	: 2K4x3-10OP M3 ST	Drawing number	: -
Item number	: PW502.1/1, 1/2, 2/1, 2/2	Pump speed / Stages	: 3,550 rpm / 1	Date	: August 25, 2021
Service	: Degummed Oil Surge	Flow / Head	: 445.7 USgpm / 273.00 ft	Certified by / Date :	: -
Customer PO #	: -	Driver power / Frame	: 60.0 hp / 44.7 kW / 364TS	Seal type	: ISC2 Pusher
Flowserve reference	: 1989206898	Volts / Phase / Hz	: 460 / 3 / 60 Hz	Seal flush plan	: ↑ Plan 61