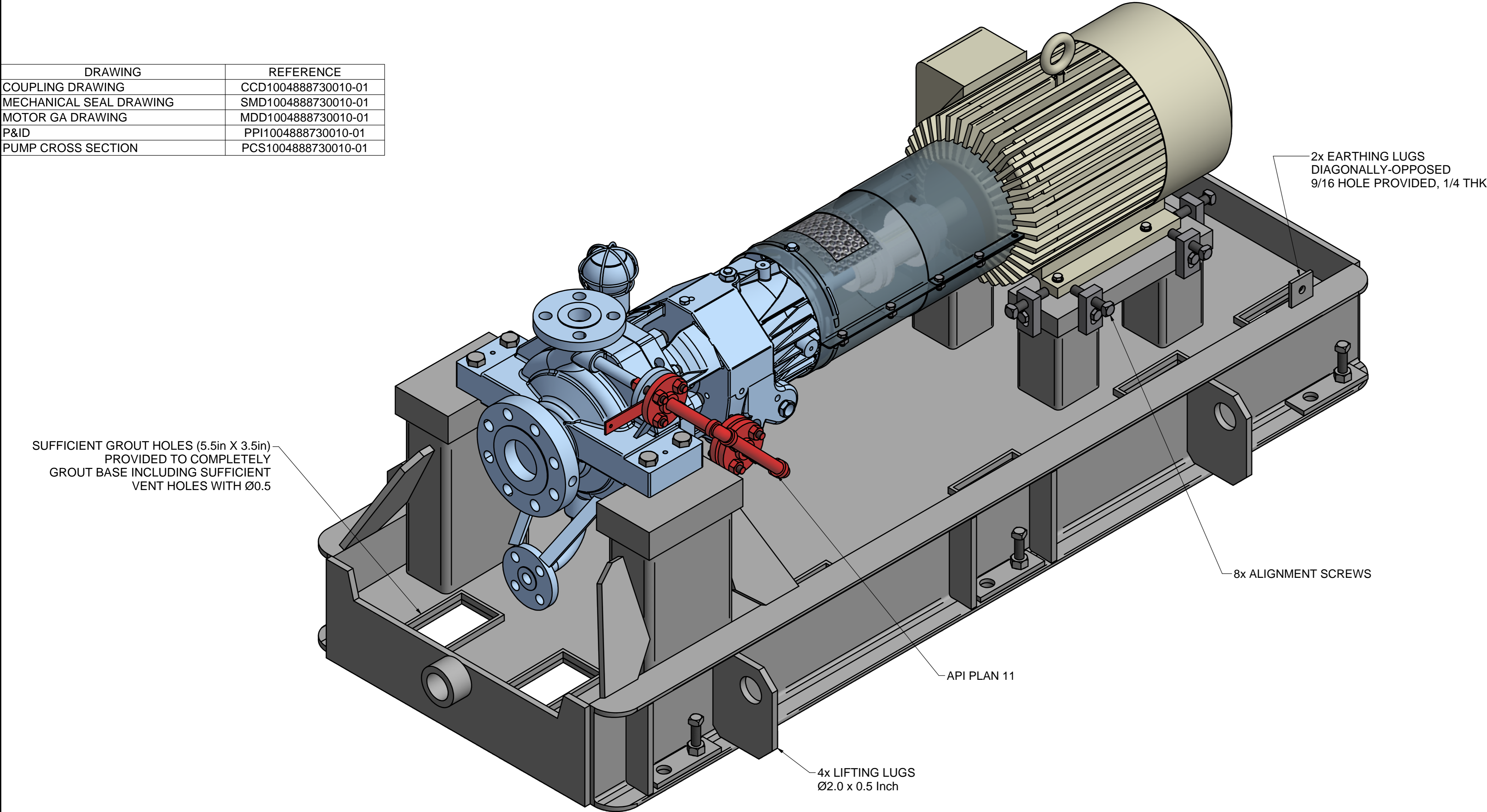


PUMP SPECIFICATIONS		
SIZE & TYPE: 1.5 x 3 x 8-1 OHH		
SPEED: 3520 RPM		
ROTATION: CCW (AS VIEWED FROM DRIVER)		
DISCH FLG:	1.5" CLASS: 300 RF	Standard: ASME B16.5
SUCT FLG:	3.0" CLASS: 300 RF	Standard: ASME B16.5
MECH SEAL TYPE: JOHN CRANE		
MECH SEAL DRG:	GA-276950-1	API CODE: 21A-FFN-048-11/61
API PIPING PLANS: API PLAN 11		

COUPLING SPECIFICATIONS	
MFR: THOMAS REXNORD	
TYPE: XTSR 71	SIZE: 0494
COUPLING-GUARD MATERIAL: ALUMINUM	

DRIVER SPECIFICATIONS		
MOTOR: ABB		
FRAME: 254T		
POWER: 15 HP	SPEED:	3520 RPM
PHASE: 3	VOLTAGE:	460 V
FURNISHED BY: SULZER	CYCLE:	60 Hz

DRAWING	REFERENCE
COUPLING DRAWING	CCD1004888730010-01
MECHANICAL SEAL DRAWING	SMD1004888730010-01
MOTOR GA DRAWING	MDD1004888730010-01
P&ID	PPI1004888730010-01
PUMP CROSS SECTION	PCS1004888730010-01



NOTES:

- CAUTION!** CAREFULLY CHECK ALIGNMENT BEFORE STARTING UNIT. ALL HOLES IN FLANGES STRADDLE CENTERLINES. **THE CONNECTION OF PIPES TO THE UNIT HAS TO BE STRESS FREE.**
- COLORS ARE NOT INTENDED TO REPRESENT "AS SHIPPED" PAINT REQUIREMENTS. THEY ARE FOR QUICK IDENTIFICATION OF PIPING AND EQUIPMENT.
- PIPING AND EQUIPMENT ARE MODELED REPRESENTATIONS ONLY, ACTUAL LOCATION AND ORIENTATION MAY VARY PER SHOP STANDARDS, UNLESS OTHERWISE DIMENSIONED.
- SEE DRIVER, SEAL SYSTEM, MECHANICAL SEAL OR COUPLING DRAWINGS FOR MAJOR DETAILS.

© SULZER Ltd (2022)  
ALL RIGHTS RESERVED. NO PART OF THIS  
DRAWING MAY BE REPRODUCED, DISTRIBUTED OR  
TRANSMITTED IN ANY FORM OR BY ANY MEANS,  
ELECTRONIC OR MECHANICAL, INCLUDING  
PHOTOCOPYING AND RECORDING, WITHOUT THE  
EXPRESS **PRIOR** WRITTEN CONSENT OF SULZER  
PUMPS

CONTRACT DATA	
PURCHASER:	Air Products Manufacturing LLC.
USER:	WORLD ENERGY PARAMOUNT
JOB/PROJECT:	World Energy Renewables Project
WBS:	1860
CWA:	30A
QUANTITY:	2 (2W)
CUST. P.O. NO.:	SM00001022
SERVICE:	CARB DIESEL BLEND PUMP
INSTALLED AT:	World Energy, Paramount, CA, USA
PUMP OEM:	SULZER PUMPS
SULZER ORDER NO.:	100488873-0010

IDENTIFICATION NUMBERS		
SULZER SERIAL NO.	CUSTOMER TAG NO'S	
	PUMP	DRIVER
656617	18-P-1823A	18-P-1823AM
656618	18-P-1823B	18-P-1823BM

<input checked="" type="checkbox"/> CERTIFIED FINAL	DO NOT SCALE. DIMENSIONS: INCH	
	UNLESS OTHERWISE SPECIFIED TOLERANCES	
	.X ± .50 .XX ± .12	
<input type="checkbox"/> CERTIFIED FOR NOZZLE & FOUNDATION ONLY	AUXILIARY CUSTOMER CONNECTION DIMENSIONS ± 1.0	
<input type="checkbox"/> PRELIMINARY ONLY		

DRAWING CONTENT	
SHEET DESCRIPTION	SHEET NO.
GA ISOMETRIC DATA SHEET	1
FOUNDATION AND NOZZLE	2
CONNECTION LAYOUT	3

(C) AS BUILT REVISION		06/OCT/2023	06/OCT/2023	06/OCT/2023
REV.		MODIFICATION	MODIFIED	CHECKED
SEP. PARTS LIST:		NO	FORMAT: A1	DESIGN GROUP: SULZER PUMPS
REPLACED BY:		-	SUBSTITUTE FOR:	-

WEIGHTS		
PUMP:	337	LBS
MOTOR:	299	LBS
BASEPLATE:	817	LBS
AUXILIARY:	30	LBS
TOTAL:	1483	LBS

OHH		GENERAL ARRANGEMENT	
1.5 x 3 x 8-1		GA ISOMETRIC AND DATA SHEET	
SULZER PUMPS		-	
100488873-0010		GENERAL ARRANGEMENT DRAWING	
PART NO.		EN	
-		PGA1004888730010-01	
SULZER		1 / 3	

GA1004888730010-01\_Z21\_000\_0805671 c-ggpg-3 MARTSAR 2023-10-06T14:35:57 1.000

MAXIMUM NOZZLE LOADINGS

FORCE IN (Lb)   MOMENTS IN (Ft-Lb)

Mz

Fz

Fx

Mx

My

Fy

Mz

Fz

Fx

Mx

My

Fy

API 610

2X API	SUCT	DISCH
FORCE		
Fx	600	320
Fy	480	260
Fz	400	400
Fr	860	580
MOMENTS		
Mx	1400	680
My	700	340
Mz	1060	520
Mr	1900	920

GROUNDING LUGS DETAIL

© SULZER Ltd (2022)  
ALL RIGHTS RESERVED. NO PART OF THIS  
DRAWING MAY BE REPRODUCED, DISTRIBUTED OR  
TRANSMITTED IN ANY FORM OR BY ANY MEANS,  
ELECTRONIC OR MECHANICAL, INCLUDING  
PHOTOCOPYING AND RECORDING, WITHOUT THE  
EXPRESS **PRIOR** WRITTEN CONSENT OF SULZER  
PUMPS

CONTRACT DATA	
PURCHASER:	Air Products Manufacturing LLC.
USER:	WORLD ENERGY PARAMOUNT
JOB/PROJECT:	World Energy Renewables Project
WBS:	1860
CWA:	30A
QUANTITY:	2 (2W)
CUST. P.O. NO.:	SM00001022
SERVICE:	CARB DIESEL BLEND PUMP
INSTALLED AT:	World Energy, Paramount, CA, USA
PUMP OEM:	SULZER PUMPS
SULZER ORDER NO.:	100488873-0010

IDENTIFICATION NUMBERS		
SULZER SERIAL NO.	CUSTOMER TAG NO'S	
	PUMP	DRIVER
656617	18-P-1823A	18-P-1823AM
656618	18-P-1823B	18-P-1823BM

<input checked="" type="checkbox"/> CERTIFIED FINAL  <input type="checkbox"/> CERTIFIED FOR NOZZLE & FOUNDATION ONLY  <input type="checkbox"/> PRELIMINARY ONLY	DO NOT SCALE. DIMENSIONS: INCH	
	UNLESS OTHERWISE SPECIFIED	
	TOLERANCES .X   ±   .50 .XX   ±   .12  AUXILIARY CUSTOMER CONNECTION DIMENSIONS ± 1.0	

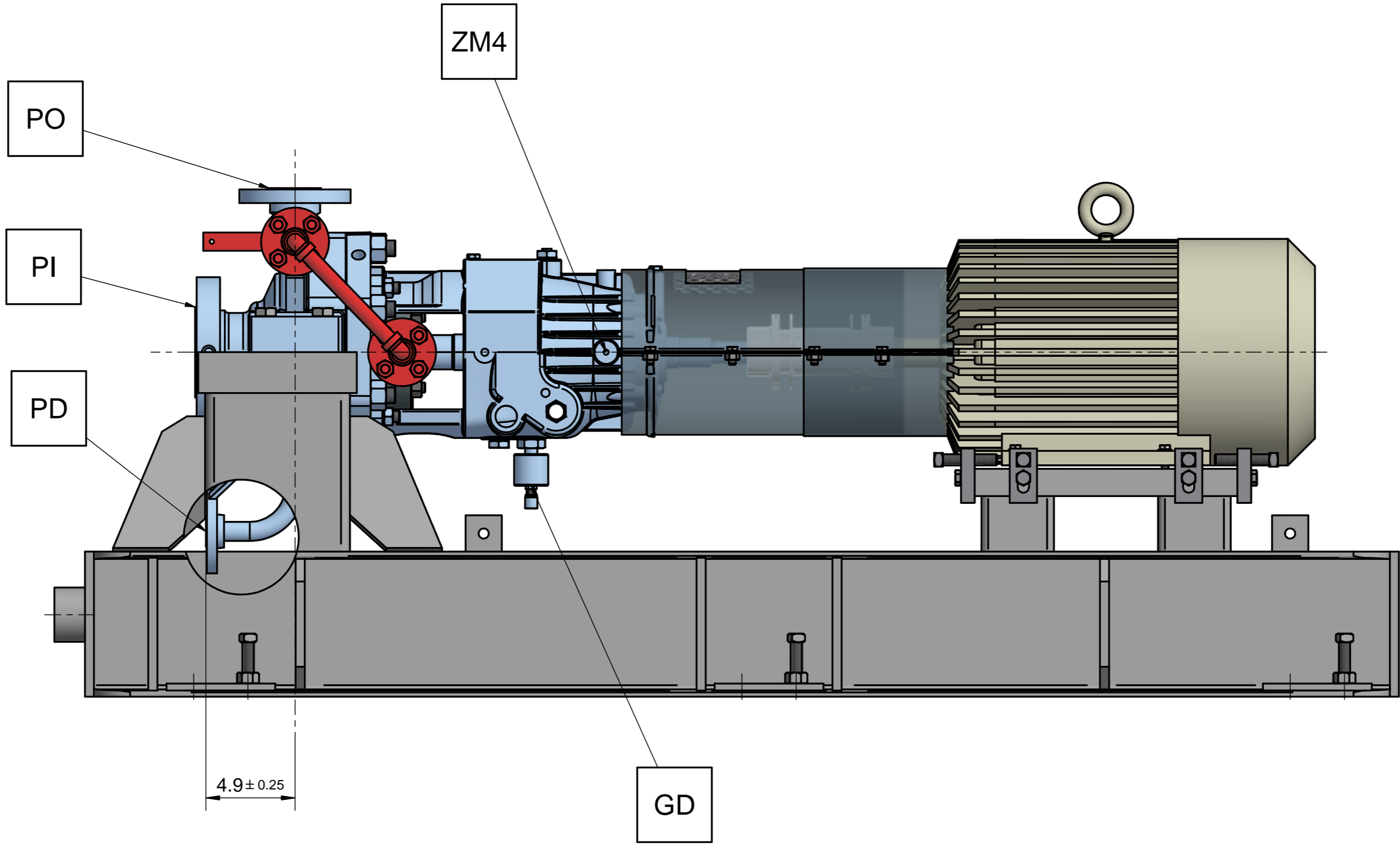
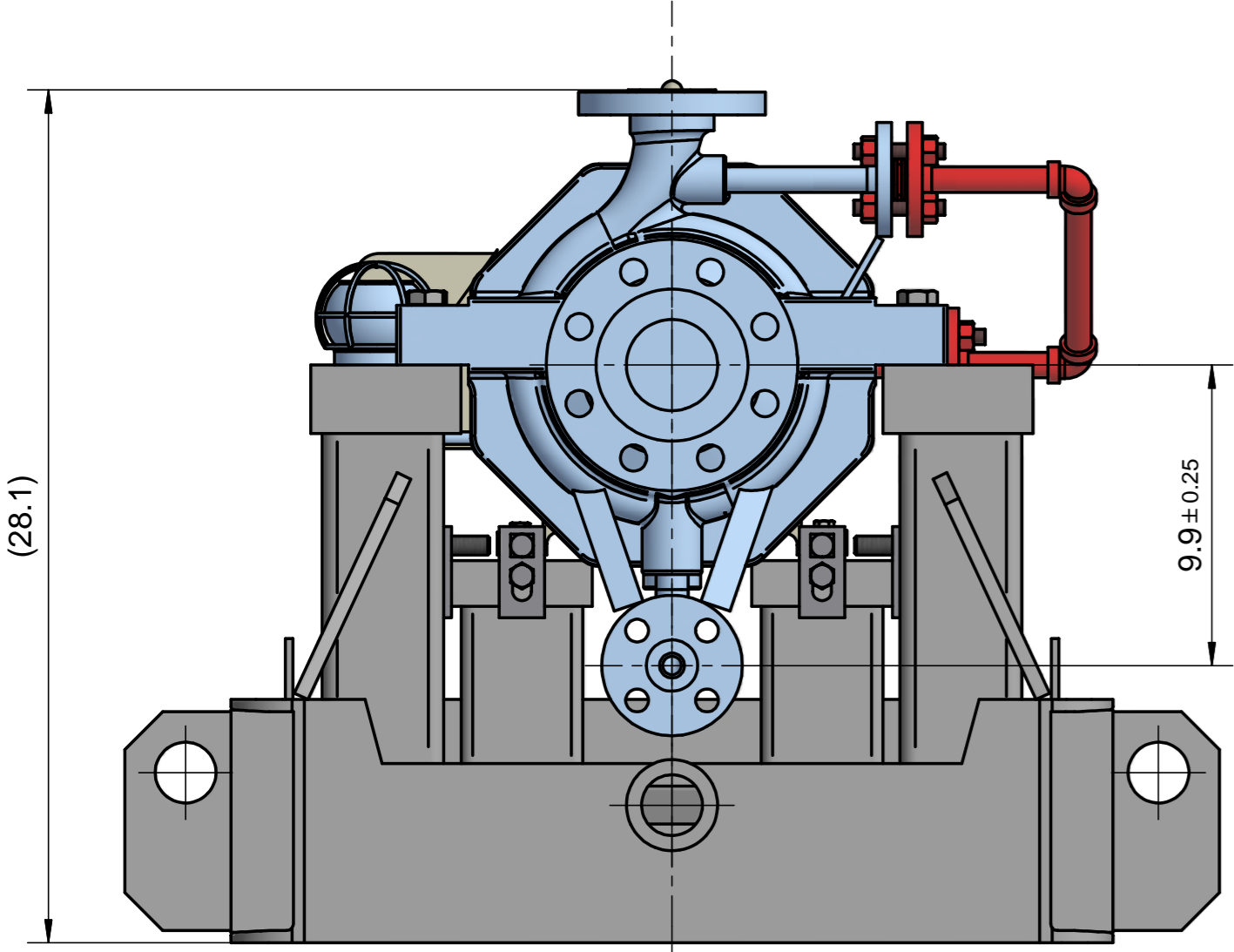
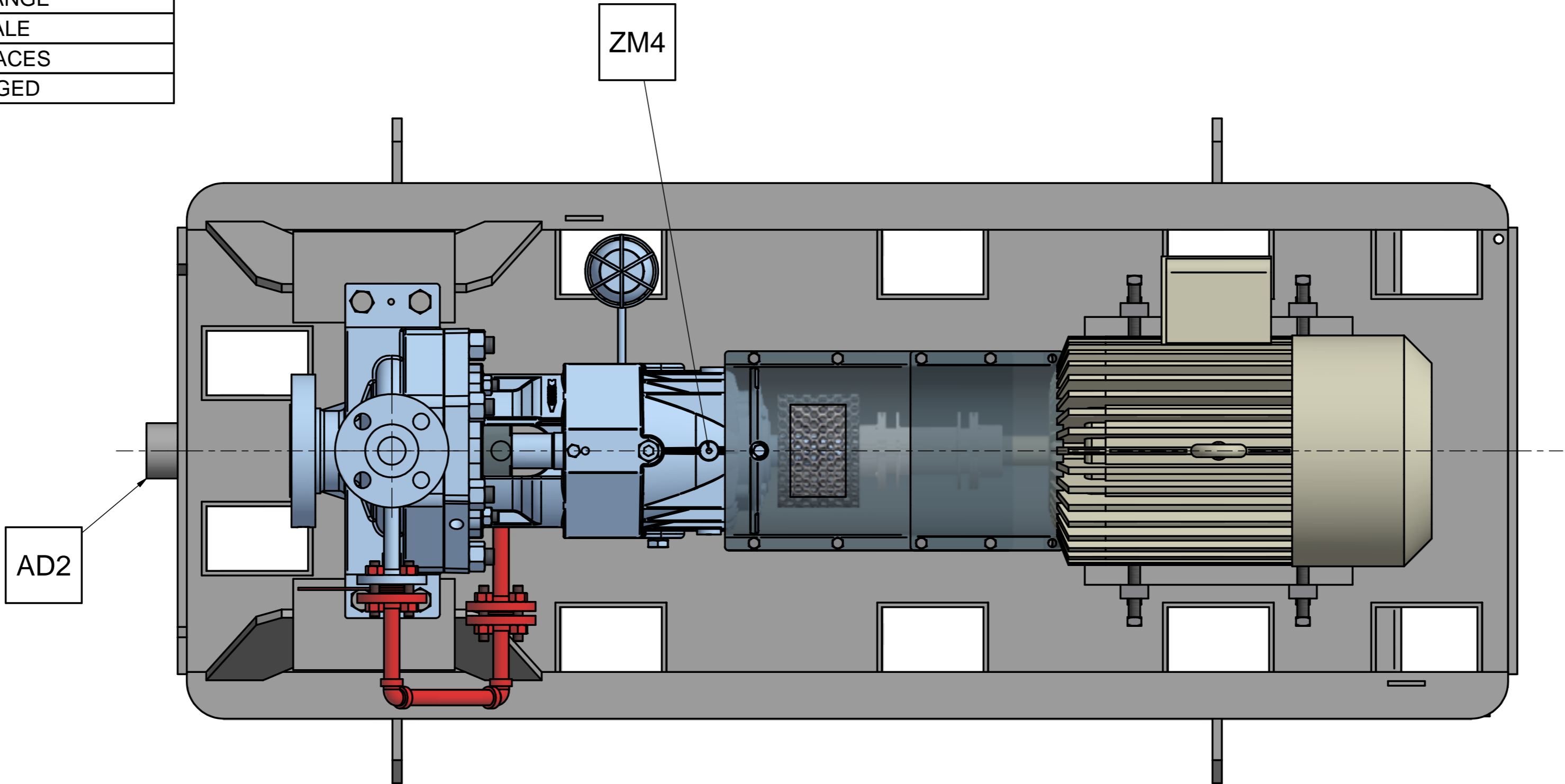
(C) AS BUILT REVISION		06/OCT/2023	06/OCT/2023	06/OCT/2023
		S. RAMIREZ	A. GUTIERREZ	C. GONZALEZ
REV.	MODIFICATION	MODIFIED	CHECKED	APPROVED
SEP. PARTS LIST:	NO	FORMAT: A1	DESIGN GROUP: SULZER PUMPS	THIRD ANGLE PROJECTION
REPLACED BY:	-	SUBSTITUTE FOR:	-	ORIGINAL SCALE: -
OHH 1.5 x 3 x 8-1		GENERAL ARRANGEMENT FOUNDATION AND NOZZLE		DRAWN: 28/OCT/2022 S. RAMIREZ
SULZER PUMPS		-		CHECKED: 28/OCT/2022 A. GUTIERREZ
100488873-0010		GENERAL ARRANGEMENT DRAWING		APPROVED: 28/OCT/2022 C. GONZALEZ
SULZER		PART NO.	EN	PGA1004888730010-01
				2 / 3

GA1004888730010-01\_Z21\_000\_0905671.dwg-3 MARTSAR 2023-10-06T14:35:57 1.000

CONNECTION LEGEND			
ITEM	DESCRIPTION	SIZE	TYPE
PI	PUMP SUCTION NOZZLE	3.0"	300# RF FLANGE
PO	PUMP DISCHARGE NOZZLE	1.5"	300# RF FLANGE
PD	PUMP DRAIN	0.75"	300# RF FLANGE
AD2	BASE DRAIN	2"	NPT FEMALE
ZM4	VIBRATION PAD	1.00"	FLAT SURFACES
GD	OIL DRAIN	0.75"	NPT PLUGGED

NOTES:

1. CONNECTION INDICATED IN BOX □ ARE CUSTOMER CONNECTIONS POINTS.
2. BASEPLATE PREPARED FOR EPOXY GROUT AND SEAL WELDED.



© SULZER Ltd (2022)  
ALL RIGHTS RESERVED. NO PART OF THIS  
DRAWING MAY BE REPRODUCED, DISTRIBUTED OR  
TRANSMITTED IN ANY FORM OR BY ANY MEANS,  
ELECTRONIC OR MECHANICAL, INCLUDING  
PHOTOCOPYING AND RECORDING, WITHOUT THE  
EXPRESS **PRIOR** WRITTEN CONSENT OF SULZER  
PUMPS

CONTRACT DATA	
PURCHASER:	Air Products Manufacturing LLC.
USER:	WORLD ENERGY PARAMOUNT
JOB/PROJECT:	World Energy Renewables Project
WBS:	1860
CWA:	30A
QUANTITY:	2 (2W)
CUST. P.O. NO.:	SM00001022
SERVICE:	CARB DIESEL BLEND PUMP
INSTALLED AT:	World Energy, Paramount, CA, USA
PUMP OEM:	SULZER PUMPS
SULZER ORDER NO.:	100488873-0010

IDENTIFICATION NUMBERS		
SULZER SERIAL NO.	CUSTOMER TAG NO'S	
	PUMP	DRIVER
656617	18-P-1823A	18-P-1823AM
656618	18-P-1823B	18-P-1823BM

<div><div></div><div>CERTIFIED FINAL</div></div> <div><div></div><div>CERTIFIED FOR NOZZLE &amp; FOUNDATION ONLY</div></div> <div><div></div><div>PRELIMINARY ONLY</div></div>	DO NOT SCALE. DIMENSIONS: INCH	
	UNLESS OTHERWISE SPECIFIED	
	TOLERANCES	
	.X ± .50	
	.XX ± .12	
	AUXILIARY CUSTOMER CONNECTION DIMENSIONS ± 1.0	

<div><div>a</div></div>	COG	X	Y	Z
	PUMP	15.16	16.16	19.52
	MOTOR	57.85	13.89	18.93
	BASEPLATE	35.53	14.50	6.20
	PACKAGE	43.83	14.34	12.64
COG=CENTER OF GRAVITY				

AS BUILT REVISION		06/OCT/2023	06/OCT/2023	06/OCT/2023
REV. MODIFICATION		S. RAMIREZ	A. GUTIERREZ	C. GONZALEZ
SEP. PARTS LIST: NO		FORMAT: A1	DESIGN GROUP: SULZER PUMPS	THIRD ANGLE PROJECTION
REPLACED BY:		SUBSTITUTE FOR:	ORIGINAL SCALE:	
OHH		GENERAL ARRANGEMENT		DRAWN: 28/OCT/2022 S. RAMIREZ
1.5 x 3 x 8-1		-		CHECKED: 28/OCT/2022 A. GUTIERREZ
SULZER PUMPS		-		APPROVED: 28/OCT/2022 C. GONZALEZ
100488873-0010		GENERAL ARRANGEMENT DRAWING		
SULZER		PART NO.	EN PGA1004888730010-01	3 / 3

GA1004888730010-01\_Z21\_000\_0905071 0-gp-3 MARTSAR 2023-10-06T14:35:57 1.000