

法兰与筒体焊接详图(C-1)
FLANGE-SHELL WELD DETAIL

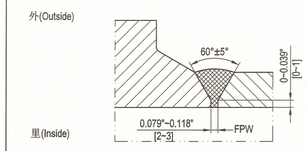

不等厚焊接详图(B-1)
UNEQUAL THICKNESS WELD DETAIL

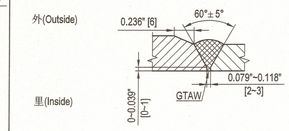

对接接头（t<16）详图(A-1)
BUTT-JOINT WELD DETAIL

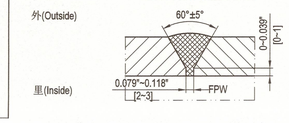

对接接头（t>16）详图(A-2,A-3,C-2,B-2,B-3)
BUTT-JOINT WELD DETAIL

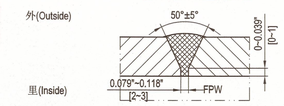

As Built

注/NOTE:
1.垫片为KAMMPROFILE(或FLEXITALLIC 或LAMONS制作)垫片，由3mm厚SS316L金属板和上下两层0.5mm厚的石墨组成;
THE GASKET IS KAMMPROFILE(EITHER FLEXITALLIC OR LAMONS MAKE)；THICKNESS OF PERIPHERAL GASKETS SHALL BE 3mm+0.5mm+0.5mm GRAPHITE LAYERS IN BOTH SIDES. SERRATED METAL MATERIAL IS SS316L .
2.垫片系数：
GASKET FACTORY IS m=4.25,y=10100 psi.

I

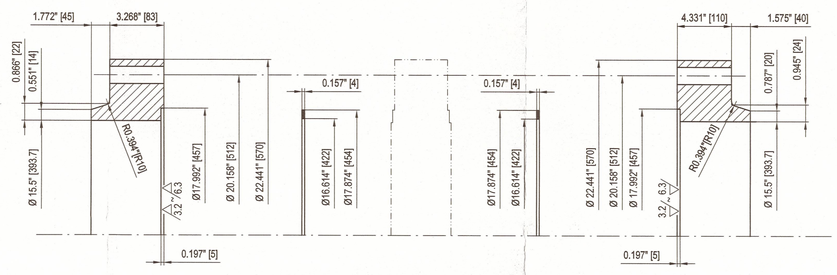

A-A

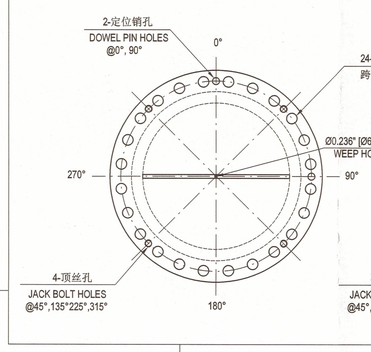

B-B

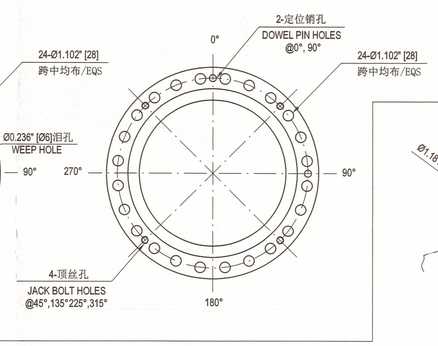

管箱吊耳1详图
DETAIL OF LIFTING LUG FOR CHANNEL1

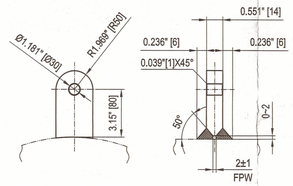

管箱垫片详图
DETAIL OF CHANNEL GASKET

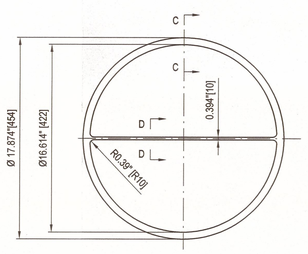

壳体垫片详图
DETAIL OF SHELL GASKET

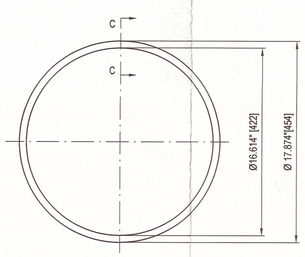

C-C

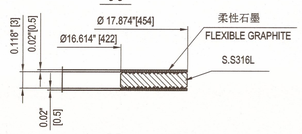

D-D

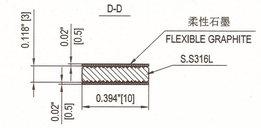

顶丝详图
DETAIL OF JACK SCREW

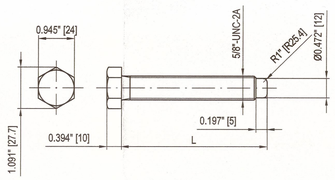

顶丝安装详图
JACK SCREW ASSEMBLY DETAIL DRAWING

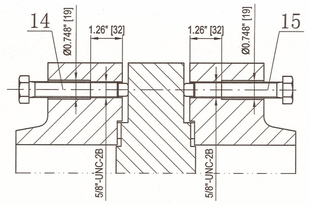

分程隔板焊接详图
DETAIL DRAWING WELDING OF PASS PARTITION

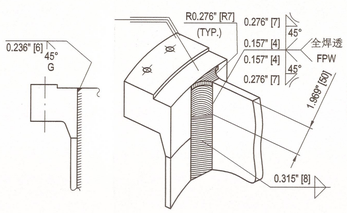

分程隔板端部详图
DETAIL OF PASS PARTITION PLATE END

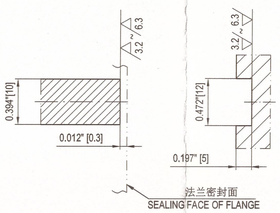

锁止螺柱安装详图
LOCKING BOLT ASSEMBLY DETAIL DRAWING

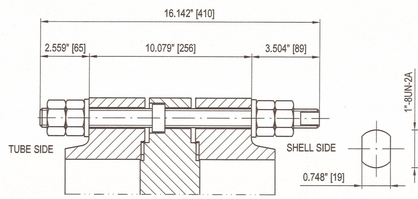

锁止螺柱详图
LOCKING BOLT DETAIL DRAWING

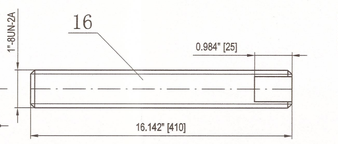

螺纹肩详图
THREAD COLLAR DETAIL DRAWING

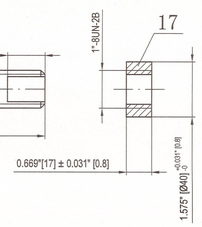

定位销详图
DETAIL OF DOWEL PIN

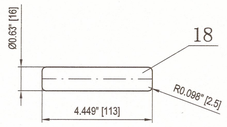

定位销安装详图
SETTING DETAIL OF DOWEL PIN

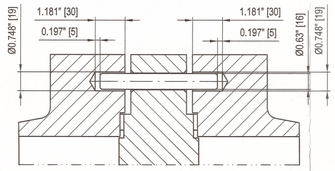

件号 PART NO.	图号或标准号 DWG.NO.OR STD.NO.	名称 DESIGNATION	数量 QTY.	材料 MATERIAL	单 EACH 重量 (kg) WEIGHT	总 TOTAL 重量 (kg) WEIGHT	备注 REMARKS
18		定位销 Ø16 L=113 DOWEL PIN	2	SS.304	/	/	
17		螺纹肩 THREAD COLLAR	6+2	SA-194 2H	0.1	0.6	
16		锁止螺柱 LOCKING BOLT	6+2	SA-193 B7	1.3	8.1	
15		顶丝 L=130 JACK BOLT	4	SS.304	/	/	
14		顶丝 L=100 JACK BOLT	4	SS.304	/	/	
13		2:1 椭圆封头 ID 393.7X20 (17) 2:1 ELLIPTICAL HEAD	1	SA-240 316L		39.8	S-F=50
12		筒体 393.7×20 L=3323.4 SHELL	1	SA-240 316L		678	
11	ASME PCC-1-2019 APPENDIX M	垫圈 1" WASHER	48+8	TYPE 4	/	/	
10	ASME B18.2.2-2022	重型六角螺母 1 "-8UN-2B HEAVY HEX HEAVY NUTS	96+16	SA-194 2H	0.2	22.4	
9	ASME B18.2.1-2012 (R2021)	全螺纹螺柱 1"-8UN-2A L=390 FULL THREADED STUD BOLT	18+2	SA-193 B7	1.2	24	
8		壳体法兰 SHELL FLANGE	1	SA-182 F316L		112	
7		壳程法兰垫片 SHELL FLANGE GASKET	1+2	见注1、2 SEE NOTE 1,2	/	/	
6		管箱法兰垫片 CHANNEL FLANGE GASEKT	1+2	见注1、2 SEE NOTE 1,2	/	/	
5		管箱吊耳1 t=14 CHANNEL LIFTING LUG	1	SA-516 Gr.70N		1.9	
4		管箱法兰 CHANNEL FLANGE	1	SA-266 Gr. 2N		83.8	
3		分程隔板 t=10 PASS PARTITION	1	SA-516 Gr.70N		24.7	
2		管箱筒体 ID 393.7X14 L=338.6 CHANNEL SHELL	1	SA-516 Gr. 70N		47.7	
1		2:1椭圆封头 ID 393.7X12 (10) 2:1 ELLIPTICAL HEAD	1	SA-516 Gr. 70N		22.5	S-F=36

AIR PRODUCTS　FLUOR

Air Products Project Number	EN207123	Fluor Project Number	A8KM
Project Name	World Energy Renew Utilities US7L	RFQ No.	A8KM-4-403-RQ
Purchase Order Number	4505600575	PO/Contract No	A8KM-4-403-PO-6
Air Products Open Text document number	EN207123-WUXI-9V3-00029	Project Area	Utilities
Client	WORLD ENERGY PARAMOUNT	Client Doc No:	

版次 REV.	版次说明/DESCRIPTION	设计/PREPARED	审核/REVIEWED	批准/APPROVED	日期/DATE
05	竣工图/ AS BUILT	Mei Xinyao	Shengfang Zhao	Kevin Yang	03-Apr-23
04	供批准/ ISSUED FOR APPROVAL	Mei Xinyao	Shengfang Zhao	Kevin Yang	17-Nov-22
03	供批准/ ISSUED FOR APPROVAL	Mei Xinyao	Shengfang Zhao	Kevin Yang	16-Sep-22
02	供批准/ ISSUED FOR APPROVAL	Mei Xinyao	Shengfang Zhao	Kevin Yang	12-Aug-22
01	供批准/ ISSUED FOR APPROVAL	Mei Xinyao	Shengfang Zhao	Kevin Yang	09-Jun-22

本图纸版权为无锡化工装备股份有限公司财产,未经本公司许可不得转让或复制给第三方.
The copyright of this drawing is the property of Chino Wuxi Chemical Equipment Co.,Ltd.(WCE),unauthorized disclosure or duplication to the third porty is not permitted.

WCE 无锡化工装备股份有限公司
WUXI CHEMICAL EQUIPMENT CO., LTD.

设计 PREPARED	2023.4.3	T-100001 Recirculating Exchanger SHELL DETAIL DRAWING	设计项目 DESIGN ITEM	World Energy Renewables Project
审核 REVIEWED	2023.4.3		设计阶段 DESIGN PHASE	详细设计 Detail Design
批准 APPROVED	2023.4.6		设备位号 ITEM NO.	18-X-1800
		比例: SCALE 1:8 / 版次: REV. 05	图号 DWG. NO.	WXCE6714-01
			第 1 页 共 6 页 PAGE 1 OF 6	