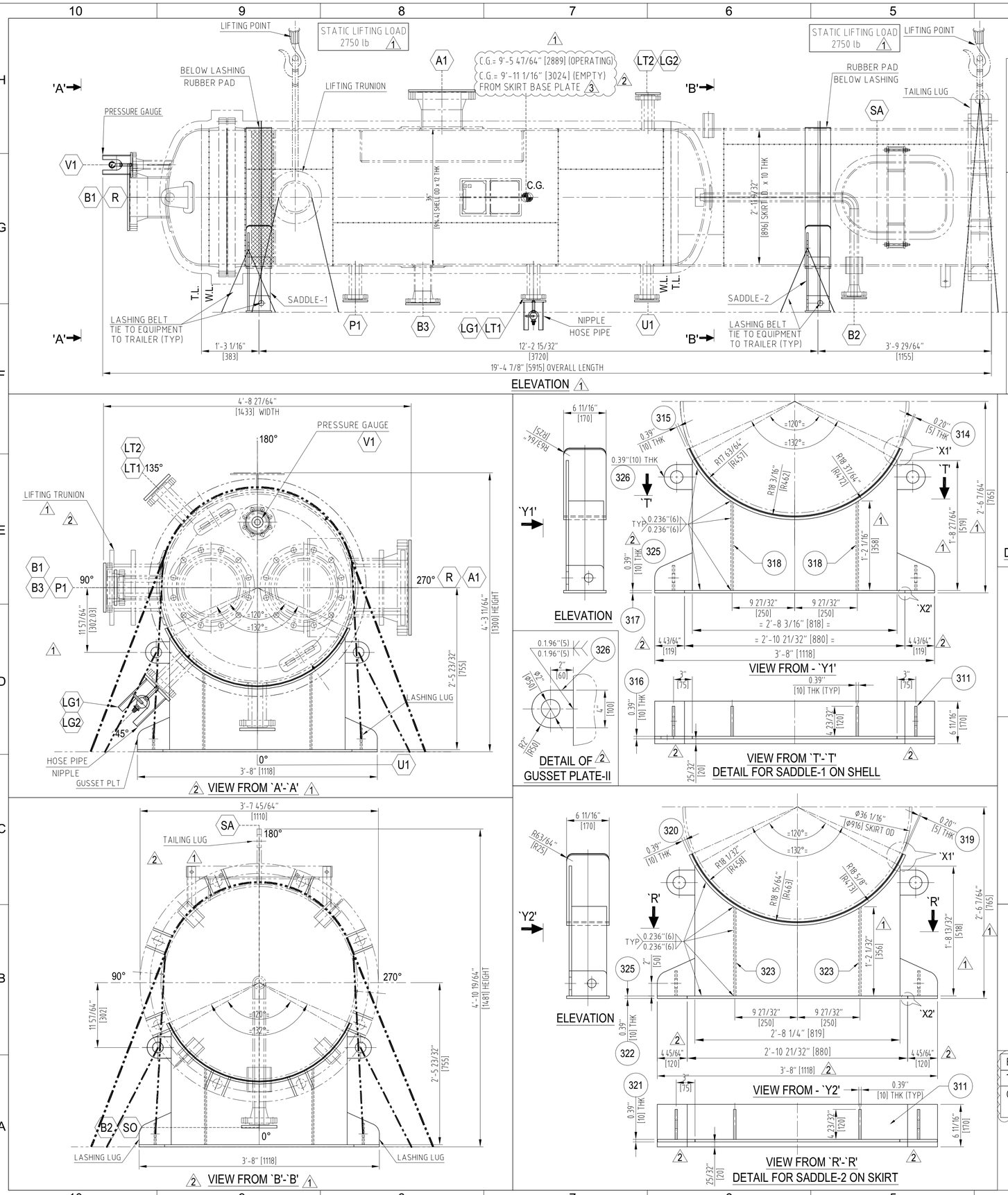

ELEVATION

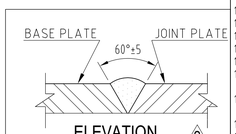

ELEVATION TYP. DETAIL OF `X2'

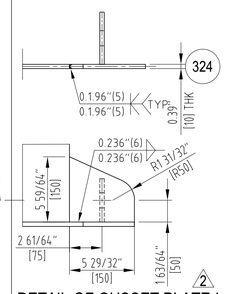

DETAIL OF GUSSET PLATE-I

VIEW FROM `A'-`A'

ELEVATION

VIEW FROM - `Y1'

VIEW FROM `T'-`T' DETAIL FOR SADDLE-1 ON SHELL

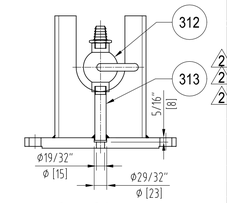

DETAIL OF HOSE PIPE NIPPLE

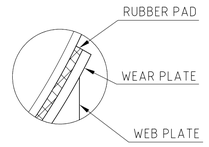

ELEVATION TYP. DETAIL OF `X1'

DETAIL OF GUSSET PLATE-II

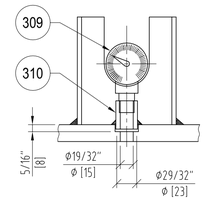

DETAIL OF PRESSURE GAUGE

VIEW FROM `B'-`B'

ELEVATION

VIEW FROM - `Y2'

VIEW FROM `R'-`R' DETAIL FOR SADDLE-2 ON SKIRT

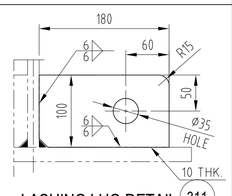

LASHING LUG DETAIL

EQPT. FABRICATED WT. = ~ 4829 [2190.4] lb [kg]

TOTAL WT. FOR SUPPORT = ~507 [230] lb [kg]

GROSS WT = ~ 4829 [2190.4] + 507 [230]
= ~ 5336 [2420] lb [kg]

OVERALL SIZE OF EQUIPMENT-WITHOUT INSULATION:
LENGTH ~19'-8 13/16" [6015]
WIDTH ~5'-0 23/64" [1533]
HEIGHT ~5'-2 1/4" [1581]

NOTES :-

1.1) ALL DIMENSIONS ARE IN INCH / [mm], UNLESS OTHERWISE SPECIFIED.
1.2) SIZE/MOC & QTY. ELEVATION OF WIRE ROPE, TURN BUCKLE & CLAMPS TO BE DECIDED BY MFG. IN CONSULTATION WITH TRANSPORTATION CONTRACTOR.
1.3) ALL TELLTALE HOLES SHALL BE PLUGGED WITH SILICONE SUITABLE WATER-TIGHT SILICATE MATERIAL.
1.4) ALL SHARP CORNERS TO BE ROUNDED OFF.
1.5) FILLET WELD SHALL BE 6mm (MINIMUM) UNLESS OTHERWISE SPECIFIED.
1.6) TOTAL EQUIPMENT QTY = 01 No.
1.7) EQUIPMENT SHALL BE SUITABLY TIED TO TRAILER DURING TRANSPORT.
1.8) EACH SHIPPING PACKAGE SHALL CONTAIN 2 LISTS OF CONTENTS, ONE INSIDE AND ONE OUTSIDE THE PACKAGE. ITEM NO AND PURCHASE ORDER NO SHALL BE MENTIONED ON PACKAGE.
1.9) ERECTION & COMMISSIONING SPARES SHALL BE PACKED SEPARATELY AND LABELED RESPECTIVELY. LIST SHALL BE PROVIDED ON THE OUTSIDE OF PACKAGE.
1.10) OTHER NOTES REFER GA DRAWING NO: E-23020-ME-775-GAD-0001
1.11) THE LASHING BELTS SHALL BE PROVIDE WITH RUBBER PADS TO AVOID ANY DAMAGE TO PAINT DURING TRANSPORTATION.

2. SHIPPING :-

2.1) DELETED. 1
2.2) PREPARATION FOR SHIPPING SHALL BE IN ACCORDANCE WITH AP SPECIFICATIONS 4WGN - 10001. 1
2.3) DELETED.
2.4) DELETED. 1
2.5) PRESSURIZED SHIPPING: VESSELS SHALL BE PRESSURIZED WITH 0.34 bar g (5 psig) OF DRY, OIL-FREE AIR OR NITROGEN. OPENINGS SHALL BE SUITABLY COVERED AND SEALED TO HOLD THE SHIPPING PRESSURE AND TO PREVENT THE ENTRANCE OF DIRT OR OTHER FOREIGN MATERIAL DURING SHIPMENT BY THE FOLLOWING METHODS: FLANGED OPENINGS SHALL BE SEALED USING A TEMPORARY METAL PLATE SHIPPING BLIND THAT SHALL BE FULLY BOLTED IN CONJUNCTION WITH SERVICE GASKETS.
2.6) EQUIPMENT THAT HAS BEEN PRESSURIZED FOR SHIPPING SHALL CARRY A WARNING NOTICE AT EACH BLINDED CONNECTION CLEARLY INDICATING THAT THE UNIT IS PRESSURIZED WITH EITHER AIR OR NITROGEN.
2.7) DRY, OIL FREE AIR OR NITROGEN MEANS, IT HAS A DEW POINT OF -40 DEG C (-40 DEG F) OR LOWER (WHICH IS CLASS 2 HUMIDITY AND WATER LEVEL TO ISO 8573-1) AND A TOTAL OIL CONTENT (AEROSOL, LIQUID,VAPOUR) <5mg/m3, WHICH IS CLASS 4 TOTAL OIL CONTENT TO ISO 8573-1.
2.8) A DIAPHRAGM-TYPE PRESSURE GAUGE WITH FULL SCALE READING OF 1 bar g (15 psig) SHALL BE PROVIDED TO MONITOR THE PURGE PRESSURE. A PRESSURIZATION CONNECTION (WITH SELF-SEALING OR MANUAL VALVE) SHALL BE PROVIDED.
2.9) ALL TEMPORARY SHIPPING PLUGS, METAL OR PLYWOOD COVER PLATES AND BOLTING SHALL BE PAINTED LUMINOUS YELL RAL 1026 OR SIMILAR.
2.10) FOR NITROGEN PURGING REFER SOP NO. PIL-KSEZ-MD-NF-01. 1
3) ACCELERATION FACTORS CONSIDERED FOR TRANSPORTATION - LONGITUDINAL ACCELERATION ±1.5 g; TRANSVERSE ACCELERATION ± 1.5 g ; VERTICAL ACCELERATION ± 2 g.
4) ALL EQUIPMENT WEIGHING OVER 16,000 kg (17.5 SHORT TONS) SHALL BE WEIGHED PRIOR TO SHIPMENT. 1
5) EQUIPMENT WEIGHT SHALL BE VERIFIED BEFORE TRANSPORT THE WEIGHT OF EQUIPMENT SHALL BE DETERMINED TO WITHIN ±2% OR BETTER ACCURACY. THIS SHALL BE CALCULATION (USING ACTUAL THICKNESS) OR BY THE USE CALIBRATED LOAD CELL ON THE CORNERS OF THE EQUIPMENT. OTHER METHOD THAT RESULT IN THE SAME ACCURACY ARE ACCEPTABLE. WHEN PROVIDING VERIFIED WEIGHTS THE VENDORS WILL PROVIDE EQUIPMENT CALIBRATION VERIFICATION AND OR SCALE ACCURACY INFORMATION. 3
6) ALL VESSEL OPENINGS SHALL BE CLOSED AND SEALED IMMEDIATELY AFTER COMPLETION OF CLEANING AND DRYING.
7) ALL VESSELS USING A POSITIVE PRESSURE INERT INTERNAL ATMOSPHERE SHALL HAVE THE FOLLOWING NOTICE PAINTED ON ONE SIDES OF THE SHELL AND INSULATION COVERING, IF PRESENT, IN THREE-INCH (75MM) HIGH LETTERS VISIBLE IN THE SHIPPING POSITION FROM GRADE "CAUTION -UNDER INERT ATMOSPHERE - DO NOT OPEN WITHOUT PROPER PRECAUTIONS" 1
8) DELETED 3

BILL OF MATERIAL

SR.NO	DESCRIPTION	QTY	UOM	MAT.CODE	MATL. DESC	SIZE (MM)	WT (KG)	REMARKS	TDC
						TOTAL WT. kg	~230		
2 326	GUSSET PLATE-II	4	EA	5007417	PLATE-IS2062-E250-BR-T10	110 x 100 x 10	4	CUT TO SUIT	N.A.
2 325	JOINT PLATE	4	EA	5007417	PLATE-IS2062-E250-BR-T10	170 x 120 x 10	6.4	CUT TO SUIT	N.A.
2 324	GUSSET PLATE-I	4	EA	5007417	PLATE-IS2062-E250-BR-T10	150 x 150 x 10	4.8	CUT TO SUIT	N.A.
323	GUSSET PLATE	2	EA	5007417	PLATE-IS2062-E250-BR-T10	1 356 x 120 x 10	6.8	CUT TO SUIT	N.A.
322	BASE PLATE	1	EA	5007417	PLATE-IS2062-E250-BR-T10	880 x 170 x 10	11.7	CUT TO SUIT	N.A.
321	WEB PLATE	1	EA	5007417	PLATE-IS2062-E250-BR-T10	1 819 x 518 x 10	33.3	CUT TO SUIT	N.A.
320	WEAR PLATE	1	EA	5007417	PLATE-IS2062-E250-BR-T10	1080 x 170 x 10	14.4	CUT TO SUIT	N.A.
319	RESTING RUBBER	1	EA	5023756	NATURAL RUBBER SHEET THK-5MM	1070 x 170 x 5	7.1	CUT TO SUIT	N.A.
318	GUSSET PLATE.	2	EA	5007417	PLATE-IS2062-E250-BR-T10	1 358 x 120 x 10	6.8	CUT TO SUIT	N.A.
317	BASE PLATE	1	EA	5007417	PLATE-IS2062-E250-BR-T10	880 x 170 x 10	11.7	CUT TO SUIT	N.A.
316	WEB PLATE	1	EA	5007417	PLATE-IS2062-E250-BR-T10	1 818 x 519 x 10	33.3	CUT TO SUIT	N.A.
315	WEAR PLATE	1	EA	5007417	PLATE-IS2062-E250-BR-T10	1080 x 170 x 10	14.4	CUT TO SUIT	N.A.
314	RESTING RUBBER	1	EA	5023756	NATURAL RUBBER SHEET THK-5MM	1070 x 170 x 5	7.14	CUT TO SUIT	N.A.
313	BARREL-NIPPLE	1	EA	--	BARREL-NIPPLE-NPT-AISI304-1/4IN-S40-100L		--	STD.	N.A.
312	NEEDLE-VALVE	1	EA	--	NEEDLE-VALVE-SS304-1/4"-NPT (F)		--	STD.	N.A.
311	LASHING LUG	4	EA	5007417	PLATE-IS2062-E250-BR-T10	180 x 100 x 10	5.64	CUT TO SUIT	N.A.
310	HALF COUPLING	1	EA	--	H-CPLNG-BSP-AISI304-1/4IN		--	STD.	N.A.
309	PRESSURE GAUGE	1	EA	--	PRESSURE-GAUGE		--	STD.	N.A.
308	COVER B3	1	EA	5007418	PLATE-IS2062-E250-BR-T12	255 x 12	4.81	CIRCLE	N.A.
307	COVER B2,P1,V1,U1	4	EA	5007418	PLATE-IS2062-E250-BR-T12	165 x 12	8.04	CIRCLE	N.A.
306	COVER LT1,LT2,LG1,LG2	4	EA	5007418	PLATE-IS2062-E250-BR-T12	165 x 12	8.04	CIRCLE	N.A.
305	COVER A1,B1,R	3	EA	5007418	PLATE-IS2062-E250-BR-T12	405 x 12	36.39	CIRCLE	N.A.
304	GASKET B3	1	EA	5182701	GSKT-RN-SPLW-SS316-GRPH-T4.5-100DN-#300		--	ASME B-16.20	0603
303	GASKET B2,P1,V1,U1	4	EA	5217589	GSK-SPLW-SS316-IR+OR-GRPH-T4.5-NPS2-600#		--	ASME B-16.20	0603
302	GASKET LT1,LT2,LG1,LG2	4	EA	5217589	GSK-SPLW-SS316-IR+OR-GRPH-T4.5-NPS2-600#		--	ASME B-16.20	0603
301	GASKET A1,B1,R	3	EA	5211754	GSKT-RN-SPLW-SS316-GRPH-T4.5-NPS 10-#150		3.42	ASME B-16.20	0603

SALES ORDER No.	ITEM No.	MATERIAL No.
30002756	10	9006934

REVISIONS

REV. NO.	DESCRIPTION	ZONE NO.	DRAWN	CHKD.	APPD.	DATE
3	AS BUILT	--	ABP	SRM	SMR	27-01-2023
2	REVISED AS MARKED	--	GM	SRM/VRJ	SMR	17-11-2022
1	ISSUED FOR APPROVAL	--	GM	SRM	SMR	21-09-2022
0	ISSUED FOR APPROVAL	--	GM	SRM/VDK	BK	29-07-2022

MANUFACTURING ADDRESS :-
PRAJ INDUSTRIES LTD. SEZ UNIT-I,
PLOT NO.307 TO 314, SECTOR IV, KANDLA SPECIAL ECONOMIC ZONE,
GANDHIDHAM, KUTCH, GUJARAT, 370230, INDIA
MANUFACTURER'S SERIAL NUMBER :-
E-23020-19-D-775 (QTY - 1 No.)

ASME

AIR PRODUCTS

"AS BUILT"

CLIENT : WORLD ENERGY PARAMOUNT
EQUIPMENT OWNER : AIR PRODUCTS MANUFACTURING LLC
PROJECT : WORLD ENERGY RENEWABLES PROJECT
PROJECT LOCATION : WORLD ENERGY, PARAMOUNT , CA, USA

P.O. NO. : 4505704449
PROJECT DOC. NO. : EN207124-PRAJ-9V3-00064
CLIENT REV. NO. :

THIS DWG. IS THE PROPERTY OF PRAJ INDUSTRIES LTD. AND SHOULD NOT BE REPRODUCED WITHOUT WRITTEN CONSENT FROM
PRAJ INDUSTRIES LTD.
``PRAJ TOWER", Bhumkar Chowk-Hinjewadi Road, Hinjewadi, Pune-411 057. (INDIA)

TITLE :
TRANSPORTATION DETAIL DRAWING FOR 19-D-775 VENT GAS KNOCKOUT DRUM

DRAWING SIZE : A2
SCALE NTS
PIL JOB CODE E-23020
DWG. NO. E-23020-ME-775-TSD-0001
SHEET 1 OF 1
REV. 0 1 2 3