ACCORDING THE LAW, OUR SURVEYS AND DRAWINGS ARE OUR EXCLUSIVE PROPERTY AND MAY NEITHER BE REPRODUCED NOR COMMUNICATED TO THIRD PARTIES EVEN AFTER MODIFICATIONS WITHOUT OUR WRITTEN CONSENT

DE CONFORMIDAD CON LA LEY, NUESTROS ESTUDIOS Y DIBUJOS, SON PROPIEDAD EXCLUSIVA DE NUESTRA FIRMA Y NO PUEDEN SER REPRODUCIDOS NI COMUNICADOS A TERCERAS PERSONAS SIN NUESTRA AUTORIZACION ESCRITA AUNQUE HAYAN SIDO MODIFICADOS

CONFOREMENT A LA LOI NOS ETUDES ET DESSINS SONT NOTRE PROPRIETE EXCLUSIVE ET NE PEUVENT ETRE REPRODUITS OU COMMUNIQUES A DES TIERS MEME APRES MODIFICATIONS SANS NOTRE AUTORISATION ECRITE

IF IN DOUBT, ASK – DO NOT SCALE !

DIMENSIONAL DRAWING
NOT VALID FOR ORIENTATION

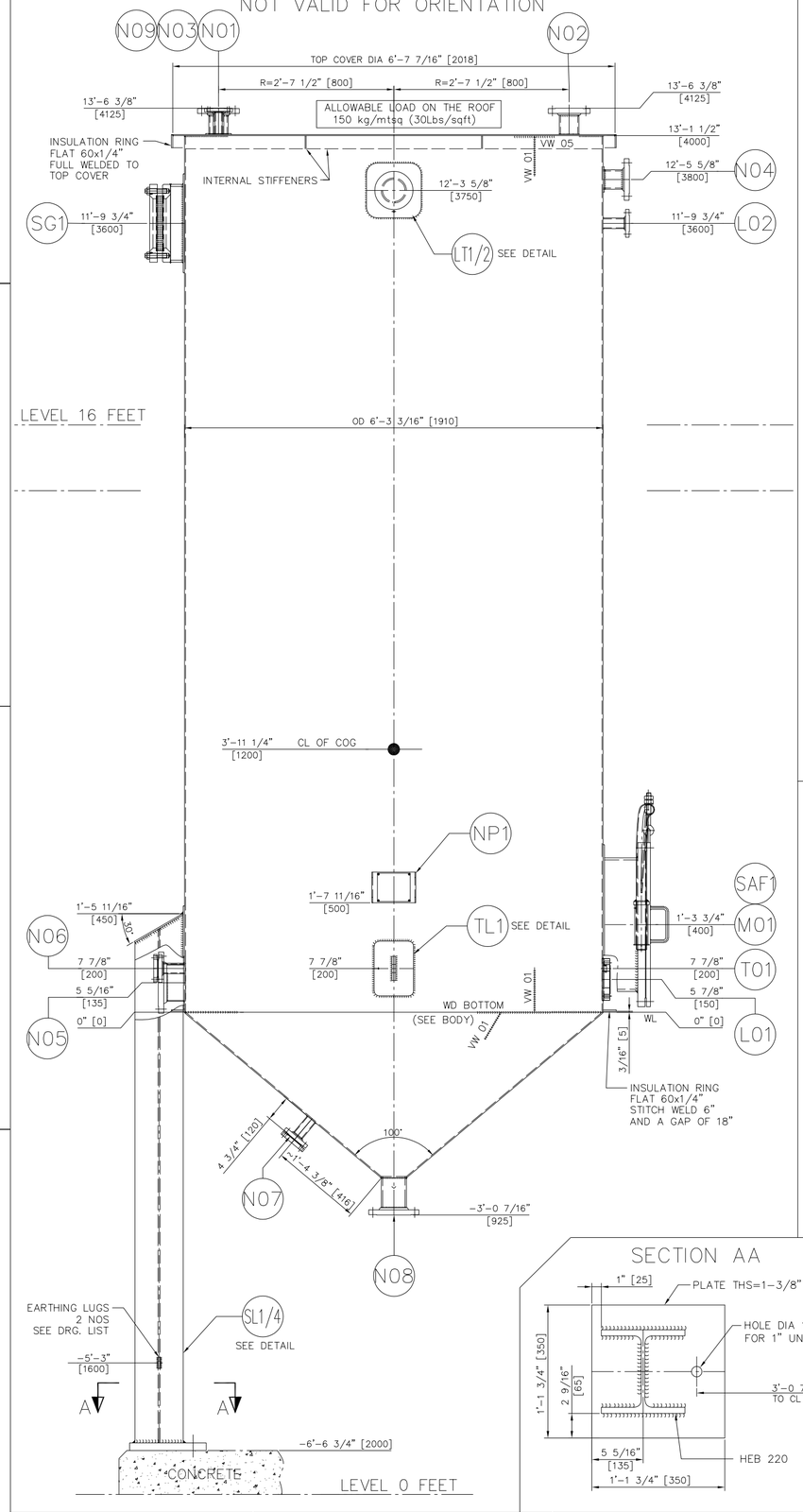

PLAN – ORIENTATION

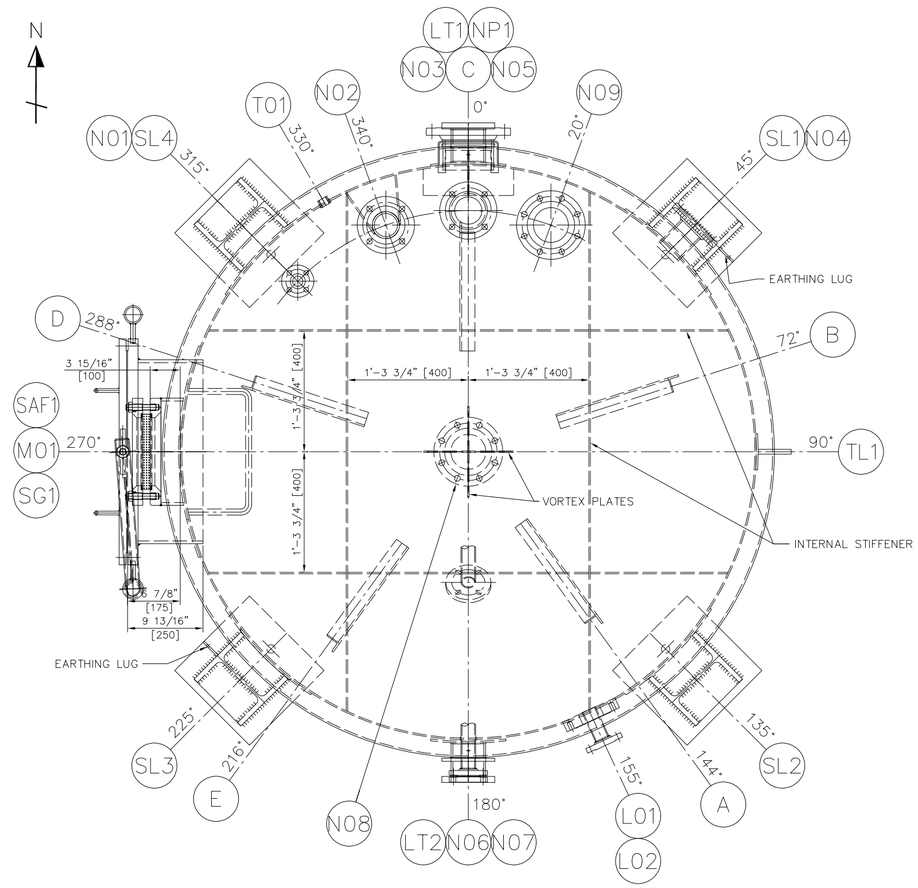

DETAIL SUPPORT
(SL1–SL4)

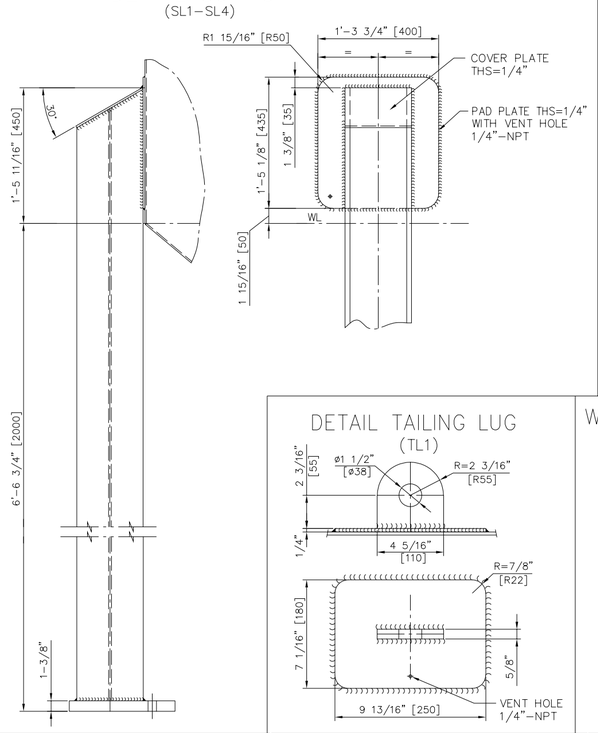

DETAIL TRUNNION
(LT1–LT2)

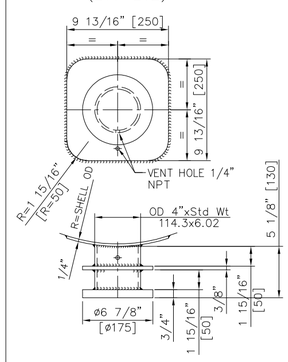

DETAIL TAILING LUG
(TL1)

SECTION AA

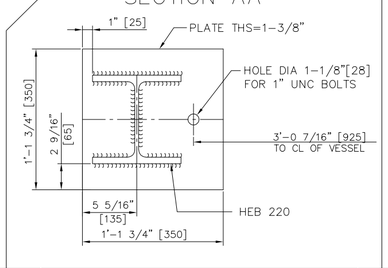

WARNING PLATE TYPE–10



MOUNTED ON MANHOLE TOP COVER WITH SUPPORT

NOZZLES

POS.	SERVICE	QTY.	NOMINAL DIA	FLANGE RATING	FLANGE TYPE	SCHED. / THK.	REINF. PAD ODxTHK.	PROJ. lgt.	REMARKS REF. DRG.	WELD TYPE
N01	CITRIC INLET	1	1"	CLASS 150	SO–RF	SCH.40S		4–3/4"		NW02/FW02
N02	CIP RECIRCULATION	1	3"	CLASS 150	SO–RF	SCH.10S		4–3/4"		NW03/FW02
N03	WATER INLET	1	1 1/2"	CLASS 150	SO–RF	SCH.40S		4–3/4"		NW02/FW02
N04	OVERFLOW	1	3"	CLASS 150	SO–RF	SCH.10S	4–1/2"x3/16"	3'-6 5/16"		SEE BODY FW02
N05	OUTLET TO PUMP	1	6"	CLASS 150	SO–RF	SCH.10S	9 7/16"x3/16"	3'-6 5/16"		SEE BODY FW02
N06	STEAM INLET	1	1 1/2"	CLASS 150	SO–RF BF–RF	SCH.40S		3'-6 5/16"		NW13/WD14 FW02
N07	CONDENSATE OUTLET	1	1 1/2"	CLASS 150	SO–RF BF–RF	SCH.40S				NW13/WD14 FW02
N08	DRAIN	1	4"	CLASS 150	SO–RF	SCH.40S		3'-0 7/16"		NW07/FW02
N09	VENT	1	4"	CLASS 150	SO–RF	SCH.10S		4–3/4"		NW02/FW02
T01	SEAT FOR TEMPERATURE TRANSMITTER	1	3/4"NPT	CLASS 3000	HALF COUPLING					NW01/ SEE BODY
L01	SEAT FOR LEVEL TRANSMITTER	1	3"	CLASS 150	PAD FLANGE					NW01/ SEE BODY
L02	SEAT FOR LEVEL SWITCH (HL)	1	1 1/2"	CLASS 150	SO–RF	SCH.40S		3'-6 5/16"		NW02/FW02
SG1	SIGHTGLASS MODEL 6	1	14"			SCH. 40S	1'-5 11/16"x1/4"		00454364	NW10
M01	MANHOLE DIA 24" WITH VERTICAL DAVIT ARM	1	24"			2'-0"x5/16"	2'-4 3/4"x1/4"		100177321	NW11/FW01

ACCESSORIES

LT1–LT2	LIFTING TRUNNIONS	2							SEE DETAIL	
SL1–SL4	SUPPORTS	4							SEE DETAIL	
TL1	TAILING LUG	1							SEE DETAIL	
NP1	NAMEPLATE	1							SEE DRG.	
SAF1	WARNING PLATE TYPE–10	1							00430535	

MATERIALS / CERTIFICATES

ITEM	MATERIAL	CERT.	ITEM		MATERIAL	CERT.
SHELL/BOTTOM CONE	SA–240 316		SUPPORTS	PAD PLATE	SA–240 316	
TOP COVER/STIFFENERS	SA–240 316			PLATE/PROFILE	SA–36	
NOZZLE NECKS	SA–312 TP316		TRUNNIONS	PAD PLATE	SA–240 316	
NOZZLE FLANGES	SA–182 F316			PIPE/PLATE	SA–106 B/SA–36	
MANHOLE NECK	SA–240 316		GASKET FOR FLANGES		GARLOCK 3500	
MANHOLE FLANGES	SA–240 316		INTERNAL U–BOLTS/NUTS (UNC)		SA–193 Gr.B8/SA–194 Gr.8	
INTERNAL COIL	SA–312 TP316L		EXTERNAL BOLTS/NUTS (UNC)		SA–193 B7/SA–194 2H	
INTERNAL COIL FLANGE	SA–182 F316L		SUPPORT FOR NAMEPLATE/WARNING PLATE		SA–240 316	
INTERNAL COIL SUPPORT	SA–240 316		SEAT FOR SIGHTGLASS		SA–312–TP316/SA–240 316	
INSULATION RINGS	SA–240 304		INTERNALS		SA–240 316	

DESIGN DATA

EQUIPMENT			SHELL	INTERNAL COIL
PRESSURE	OPERATING	barg	ATM	3 (43.5 psig)
	DESIGN	barg	ATM	–1/+6 (–14.5/87 psig)
	TEST	barg	FILL WITH WATER	10.3 (149 psig)
TEMPERATURE	OPERATING	°C	80 (176° F)	144 (291° F)
	DESIGN	°C	0/120 (248° F)	193.3 (380° F)
	TEST	°C	AMBIENT	AMBIENT
MIN. DESIGN METAL TEMP.		°C	–10 (14° F)	
CORROSION ALLOWANCE	STAINLESS STEEL	mm	0	0
	CARBON STEEL	mm	1/6" (1.6)	1/6" (1.6)
RADIOGRAPHY			NONE	SPOT
MIN. JOINT EFFICIENCY			0.7	0.85
HEAT TREATMENT			NONE	
DESIGN CODE			ASME SEC VIII Div.1 Ed.2019	
WIND / SEISMIC DESIGN			101 mph / SDS = 1.077g, SD1 = 0.664g (ASCE 7–16)	
FLUID			ACID + WATER	STEAM
FLUID GROUP			NA	NA
PED 2014/68/EU			NA	
ASME "U" STAMP			NO	
WEIGHT	EMPTY	kg	2303 (5077 Lbs)	
	ASSEMBLED	kg	2303 (5077 Lbs)	
	INSULATION	kg	192 (423 Lbs)	
	OPERATING	kg	13299 (29319 Lbs)	
	FULL OF WATER	kg	14595 (32176 Lbs)	
VOLUME		m³	12.1 (427 Ft.³)	0.019 (0.67 Ft.³)
HEAT TRANSFER AREA		m²		2.0 (21.5 Ft.²)
INSULATION	SURFACE AREA / THK.	m²/mm	32/50 (344 Ft.²/2")	
INSPECTED BY			DESMET BALLESTRA	

NOTE : LIQUID DENSITY : 982.16 kg/m3 (61.31 Lbs/Ft.³)

REV	DATE	DESCRIPTION OF MODIFICATION	NBR OF MOD	BY
006	05.05.2022	UPDATED AS MARKED		RSS

006

Desmet Ballestra Group

DOCUMENT TYPE	ASSY		
PROJECT DESCRIPT	WORPAR		
ITEM NBR DISPOSITION	W578CIPA (19–D–771)	SCALE	FORMAT
DOCUMENT DESCRIPTION	ACID DETERGENT TANK		A1
Ve=11–D=1910–H=4000–S=2			

SECD	SAA	AUTHOR	RSS
PROC.E	GVK		
PROJ.M	JCG		
DOM	PRA		

DATE	DRAWING NUMBER	REVISION
10.03.2021	100175186	006

A1 (594 x 841)

IF IN DOUBT, ASK DO NOT SCALE !

CAD DRWG. DO NOT MODIFY