ACCORDING THE LAW, OUR SURVEYS AND DRAWINGS ARE OUR EXCLUSIVE PROPERTY AND MAY NEITHER BE REPRODUCED NOR COMMUNICATED TO THIRD PARTIES EVEN AFTER MODIFICATIONS WITHOUT OUR WRITTEN CONSENT

DE CONFORMIDAD CON LA LEY, NUESTROS ESTUDIOS Y DIBUJOS SON PROPIEDAD EXCLUSIVA DE NUESTRA FIRMA Y NO PUEDEN SER REPRODUCIDOS NI COMUNICADOS A TERCERAS PERSONAS SIN NUESTRA AUTORIZACIÓN ESCRITA AUNQUE HAYAN SIDO MODIFICADOS

CONFOREMENT A LA LOI NOS ETUDES ET DESSINS SONT NOTRE PROPRIÉTÉ EXCLUSIVE ET NE PEUVENT ÊTRE REPRODUITS OU COMMUNIQUÉS À DES TIERS MÊME APRÈS MODIFICATIONS SANS NOTRE AUTORISATION ÉCRITE

IF IN DOUBT, ASK – DO NOT SCALE !

DIMENSIONAL DRAWING
NOT VALID FOR ORIENTATION

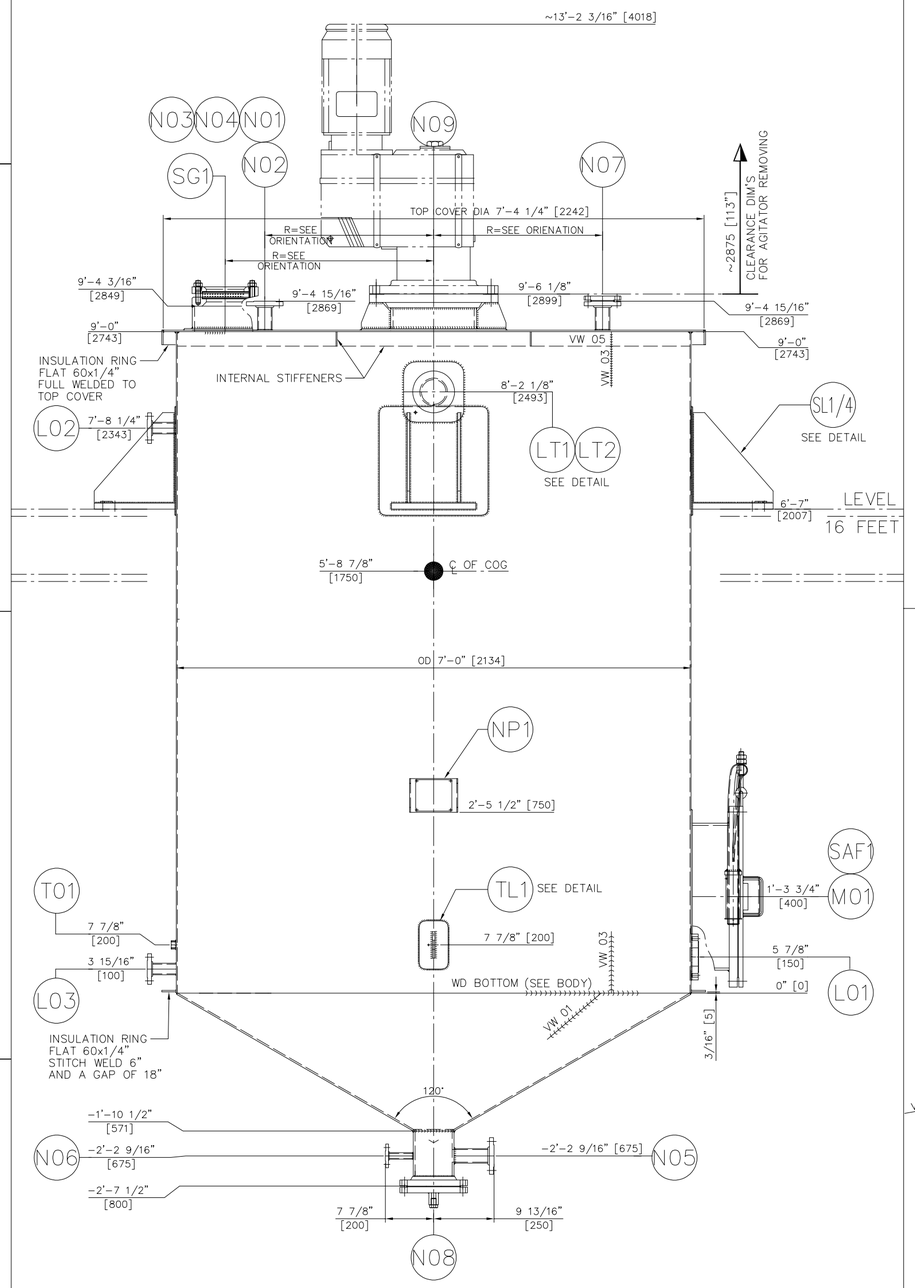

PLAN – ORIENTATION

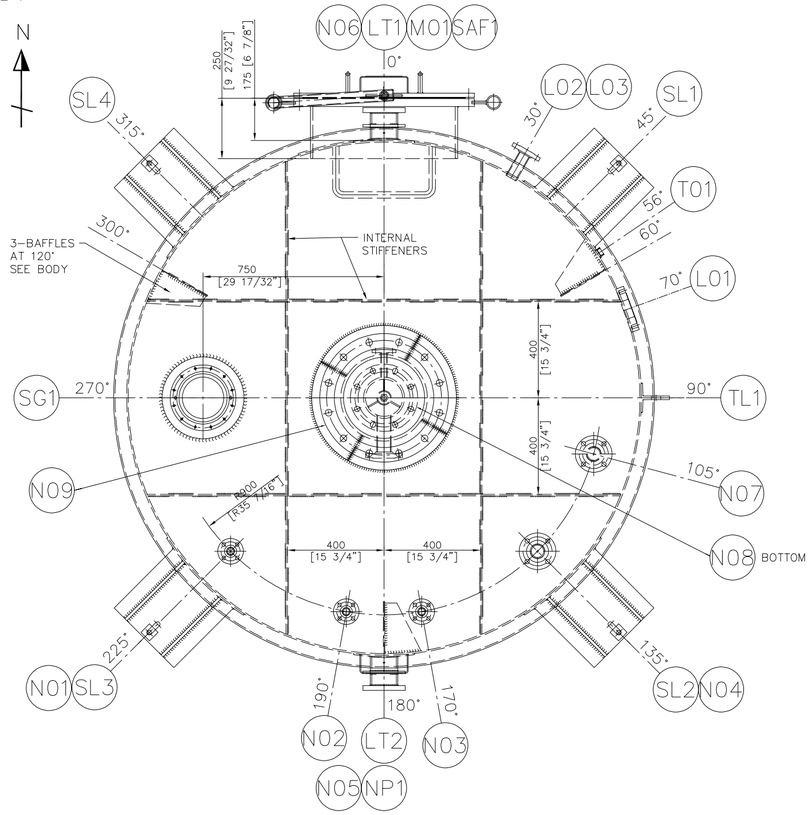

NOZZLES

POS.	SERVICE	QTY.	NOMINAL DIA	FLANGE RATING	FLANGE TYPE	NECK SCH./THK	REINF. PAD ODxTHK.	PROJ. LGT	REMARKS REF. DRG.	WELD TYPE
N01	CAUSTIC INLET	1	1"	CLASS 150	SO-RF	SCH.-XS		4 3/4"		NW02/FW02
N02	RECIRCULATION INLET	1	1"	CLASS 150	SO-RF	SCH.-XS		4 3/4"		NW02/FW02
N03	SOFT WATER INLET	1	1"	CLASS 150	SO-RF	SCH.-XS		4 3/4"		NW02/FW02
N04	VENT	1	2"	CLASS 150	SO-RF	SCH.-XS		4 3/4"		NW02/FW02
N05	OUTLET TO PUMP	1	2"	CLASS 150	SO-RF	SCH.-XS				NW01/FW02
N06	PURGE NOZZLE	1	3/4"	CLASS 150	SO-RF	SCH.-XS				NW01/FW02
N07	SPARE NOZZLE (BLINDED)	1	2"	CLASS 150	SO-RF BF-RF	SCH.-XS		4 3/4"		NW02/FW02
N08	SEAT FOR POS.N05	1	6"	CLASS 150	SO-RF BF-RF	Std.Wt.		2' 7 1/2"		NW07/FW02
N09	SEAT FOR AGITATOR	1	14"	CLASS 150	SO-RF	Std.Wt.	1'-11 5/8"x1/4"	5 7/8"		NW10/FW02
L01	SEAT FOR LEVEL TRANSMITTER	1	3"	CLASS 150	PAD FLANGE					NW01/ SEE BODY
L02	SEAT FOR LEVEL SWITCH (HL)	1	1 1/2"	CLASS 150	SO-RF	SCH.-XS		3'-10 3/4"		NW02/FW02
L03	SEAT FOR LEVEL SWITCH (LL)	1	1 1/2"	CLASS 150	SO-RF	SCH.-XS		3'-10 3/4"		NW02/FW02
T01	SEAT FOR TEMPERATURE TRANSMITTER	1	3/4" NPT	CLASS 3000		HALF COUPLING				NW01/ SEE BODY
SG1	SIGHTGLASS SIZE 4	1	10"			Std.Wt.	1'-1 3/8x1/4"		00454364	NW10
M01	MANHOLE DIA 24" WITH VERTICAL DAVIT ARM	1	24"			2'-0"x3/8"	2'-3 15/16"x1/4"		100207743	NW11/FW01

ACCESSORIES

SL1-SL4	SUPPORTS LUGS	4						SEE DETAIL	
LT1-LT2	LIFTING TRUNNION	2						SEE DETAIL	
TL1	TAILING LUG	1						SEE DETAIL	
NP1	NAMEPLATE	1						SEE DRG. LIST	
SAF1	WARNING PLATE TYPE-11	1						00430536	

MATERIALS / CERTIFICATES

ITEM		MATERIAL	CERT.	ITEM		MATERIAL	CERT.
SHELL/ TOP COVER/ CONE		SA-36		SEAT FOR TT		SA-403 Gr. WP304	
NOZZLE NECKS		SA-106 B		GASKETS		GARLOCK 3500	
NOZZLE FLANGES		SA-105		SUPPORT FOR NAMEPLATE		SA-36	
MANHOLE NECK		SA-36		SUPPORT FOR WARNING PLATE		SA-36	
MANHOLE FLANGES		SA-36		EXT. BOLTS/NUTS (UNC)		SA-193 B7 / SA-194 2H	
TOP COVER STIFFENERS/BAFFLES		SA-36		LUG SUPPORTS	PAD PLATE	SA-36	
TRUNNIONS	PAD PLATE	SA-36		LIFTING LUG	PLATE	SA-36	
	PIPE/PLATE	SA-106 B / SA-36			PAD PLATE	SA-36	
SEAT FOR SIGHTGLASS		SA-106 B / SA-36			PLATE	SA-36	
INSULATION RINGS		SA-36					

DESIGN DATA

EQUIPMENT			SHELL
PRESSURE	OPERATING	barg	ATM
	DESIGN	barg	ATM
	TEST	barg	FILL WITH WATER
TEMPERATURE	OPERATING	°C	25 (77° F)
	DESIGN	°C	0/120 (248° F)
	TEST	°C	AMBIENT
MIN. DESIGN METAL TEMP.		°C	-10 (14° F)
CORROSION	STAINLESS STEEL	mm	0
ALLOWANCE	CARBON STEEL	mm	1/16" (1.6)
RADIOGRAPHY			NONE
MIN. JOINT EFFICIENCY			0.7
HEAT TREATMENT			NONE
DESIGN CODE			ASME SEC VIII, DIV.1 Ed: 2019
WIND / SEISMIC DESIGN			101 mph / SDS = 1.077g, SD1 = 0.664g (ASCE 7-16)
FLUID			NaOH+WATER
FLUID GROUP			NA
PED 2014/68/EU			NA
ASME "U" STAMP			NO
WEIGHT	EMPTY	kg	2136 (4709 Lbs)
	ASSEMBLED	kg	2369 (5223 Lbs)-(AGITATOR WEIGHT INCLUDED)
	INSULATION	kg	171 (377 Lbs)
	OPERATING	kg	11379 (25086 Lbs)
	FULL OF WATER	kg	12960 (28572 Lbs)
VOLUME		m³	10.42 (368 ft³)
HEAT TRANSFER AREA		m²	-
INSULATION	SURFACE AREA / THK.	m²/mm	28.5/50 (307 ft²/2")
INSPECTED BY			DESMET BALLESTRA

NOTE : LIQUID DENSITY : 982.16 kg/m3 (61.31 Lbs/Ft.³)

DETAIL SUPPORTS (SL1-SL4)

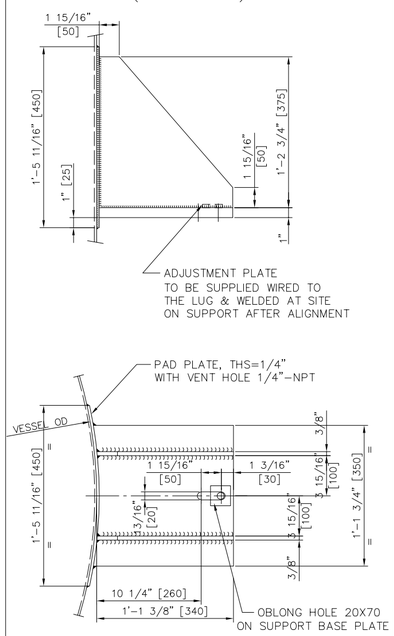

WARNING PLATE TYPE-11



MOUNTED ON MANHOLE TOP COVER WITH SUPPORT

DETAIL ADJUSTMENT PLATE
(QTY.: 4 NOs.)

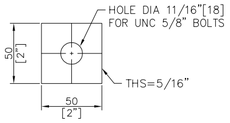

NOTE: ADJUSTMENT PLATE NEEDS TO BE WIRED TO THE SUPPORT

DETAIL TRUNNION
(LT1/LT2)

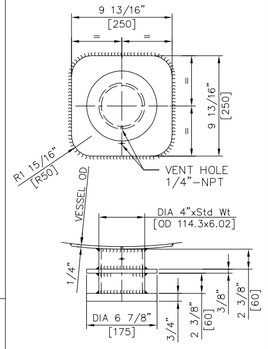

DETAIL TAILING LUG
(TL1)

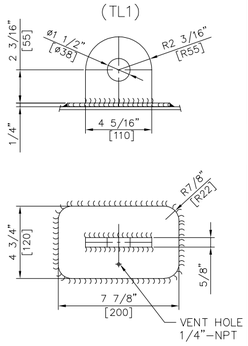

REV	DATE	DESCRIPTION OF MODIFICATION	NBR OF MOD	BY
006	05.05.2022	UPDATED AS MARKED		RSS

Desmet Ballestra Group

DOCUMENT TYPE	ASSY		
PROJECT DESCRIPT	WORPAR		
ITEM NBR DISPOSITION	W534NA (19-D-766)	SCALE	FORMAT
DOCUMENT DESCRIPTION	CAUSTIC DOSING TANK		A1
AUTHOR	RSS		

SECD	SAA
PROC.E	GVK
PROJ.M	JCG
DOM	PRA

DATE	DRAWING NUMBER	REVISION
05.01.2021	100174062	006

Ve=9-D=2134-H=2743
ARRANGEMENT

A1 (594 x 841)

IF IN DOUBT, ASK DO NOT SCALE !

CAD DRWG. DO NOT MODIFY