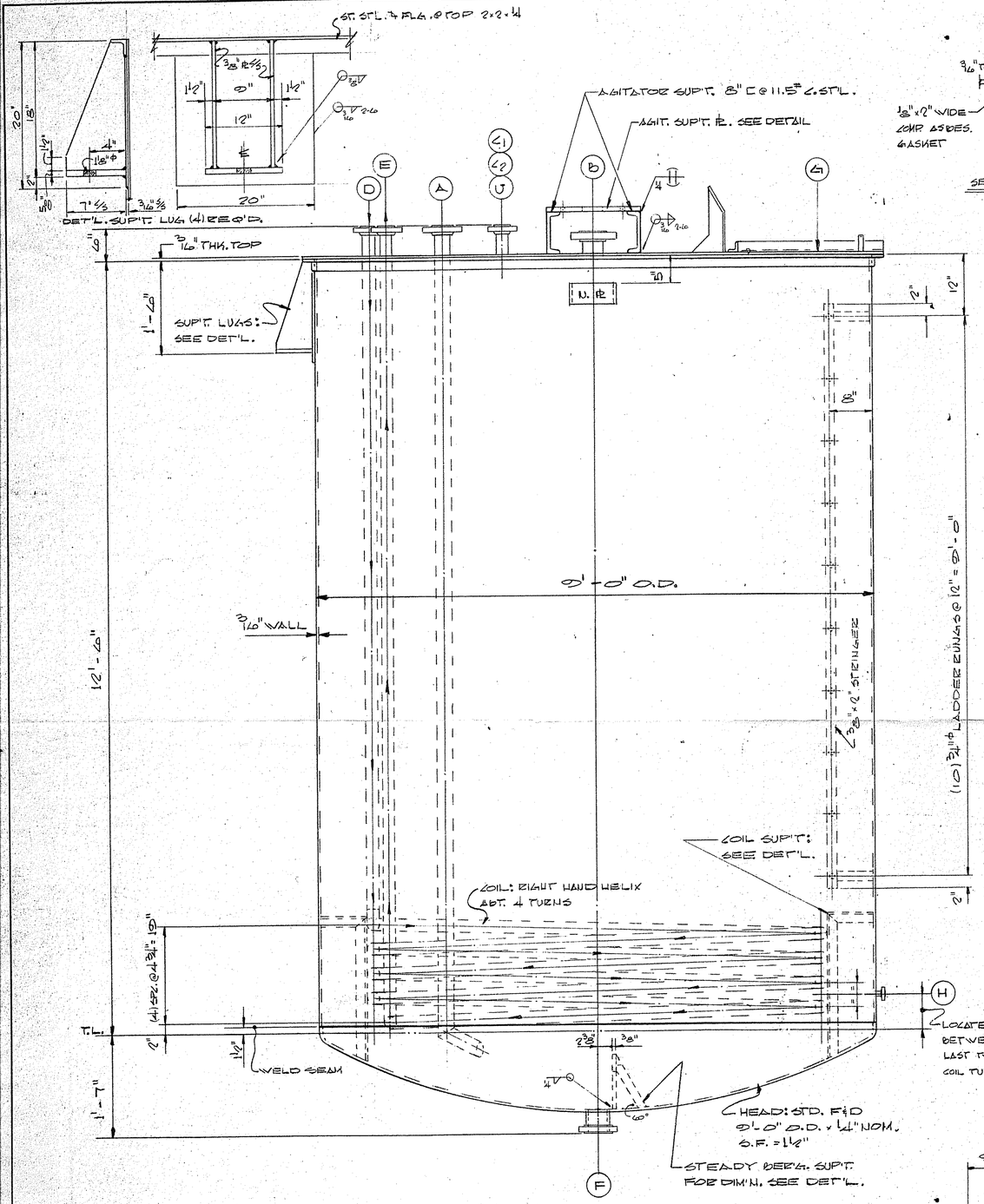

ELEVATION

SEE PLAN FOR ORIENTATION

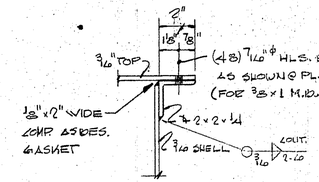

SECTION "B-B"

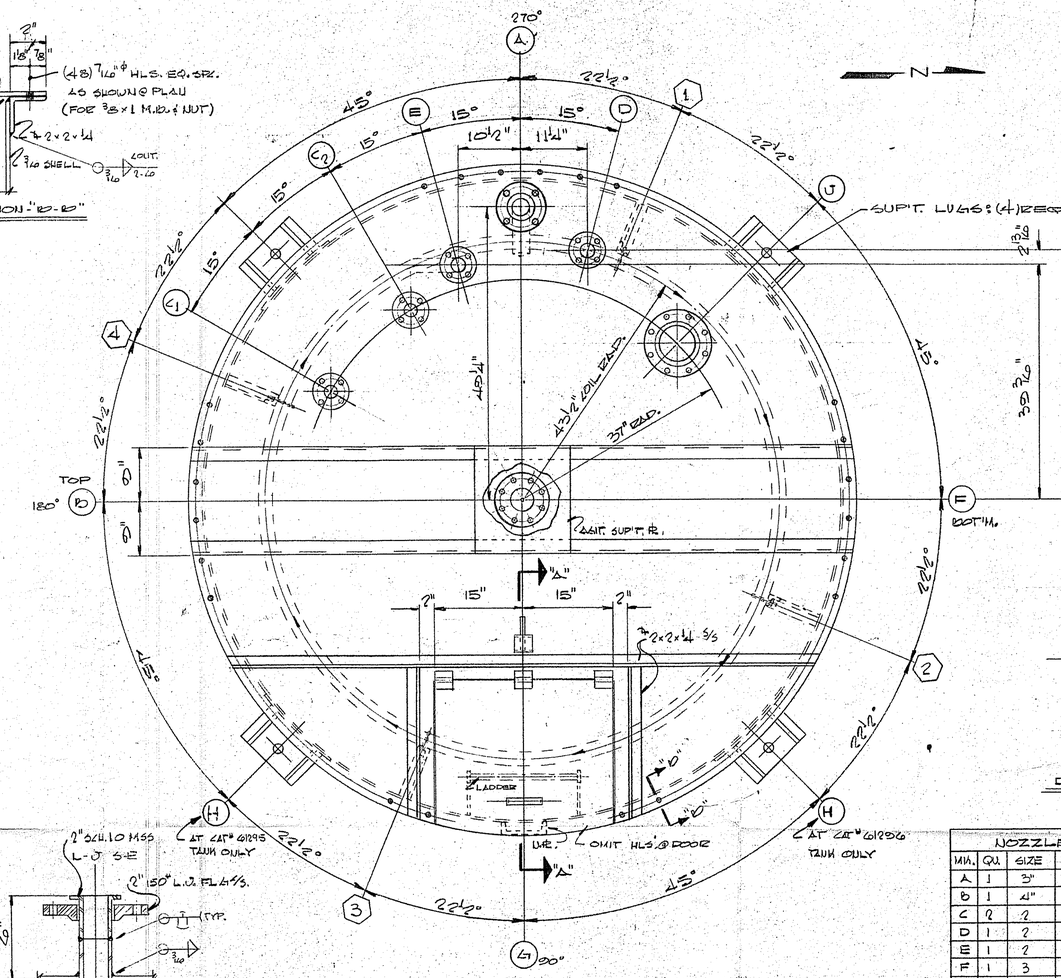

PLAN

(2) TWO TANKS REQ'D.

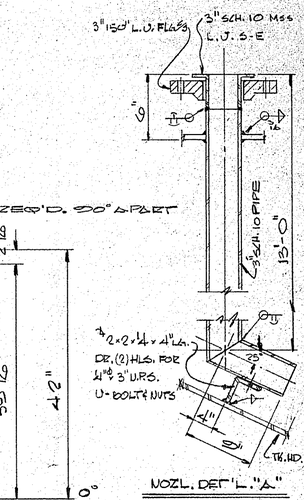

NOZL. DET'L. "A"

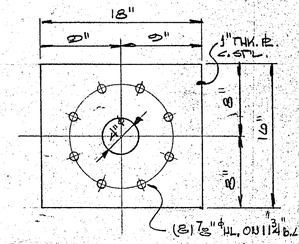

DET'L. AGIT. SUP'T. PL.

NOZZLE SCHEDULE			
MK.	QU.	SIZE	SERVICE
A	1	3"	INLET DIP LEG
B	1	4"	AGITATOR
C	2	2	INLET
D	1	2	STEAM INLET
E	1	2	COND. OUTLET
F	1	3	OUTLET
G	1	22×30	HINGED COVER
H	1	1	TEMP. IND.
J	1	6	LIGHT INSTALL

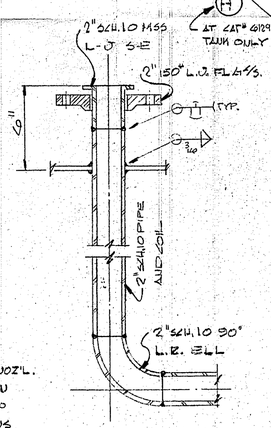

NOZ'L. DETAIL "D & E"

APPROVED FOR CLARITY AND DIMENSIONAL ACCURACY

Bill Eller DATE 7/31/73

FOR ENGINEERING

SHOP NOTES:

VESSEL CONSTRUCTION PER "API 650"

ALL MAT'L. TO BE TP. 304 ST. ST'L. UNLESS NOTED OTHERWISE
L.J. FLG.: A-181 GR. 1 C. ST'L.
SUPPORTS: A-36 C. ST'L.

CLEAN VESSEL OF ALL OIL, DIRT, RUST, ETC. PICKLE & PASSIVATE VESSEL EXT.
PAINT ALL C. ST'L (1) COAT SHOP PRIMER

VESSEL DESIGN: ATM. @ 450° F.
COIL DESIGN: 150 P.S.I.G. @ 400° F.
VESSEL TEST: WATER FILL
COIL TEST: 225 P.S.I.G.

VESSEL WT. 5350 LB. APPROX.
WT. W/PRODUCT: 209,311 LB. APPROX.

VESSEL ITEM Nº'S. CAT. #61295 & 61296
APPROP. Nº 10-14-2120
SPEC. Nº 2120-14-T-1
P.O. Nº 14-10-83080-5
FULL CAP. OF VESSEL 6350 GAL. APPROX.

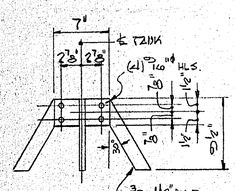

DETAIL

STEADY BER'G. SUP'T.

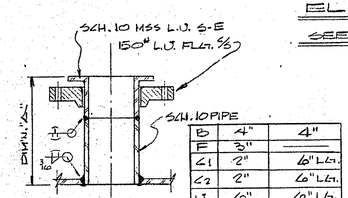

L.J. NOZ'L. DETAIL

B	4"	4"
F	3"	—
C1	2"	6" LG.
C2	2"	6" LG.
J	6"	6" LG.
H	1"	2" LG.
MK	SIZE	DIM. "A"



LADDER SECTION

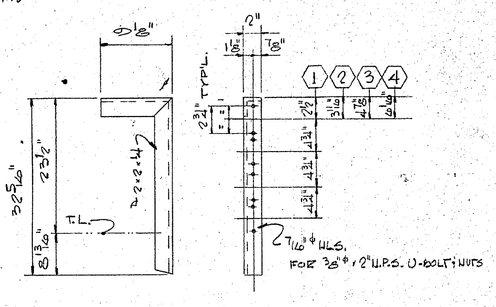

COIL SUP'T. (4) REQ'D.

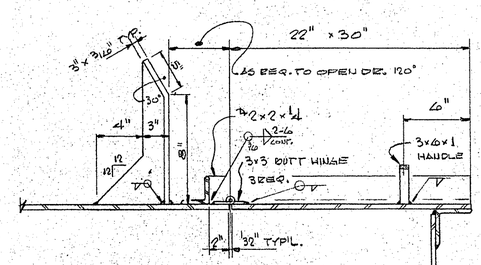

SECTION "A-A"

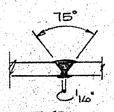

TYP'L. BUTT WELD

REFERENCE! DWG. ONLY FOR 114130

REV.	DATE	SCALE	DRAWING NO.	ISSUE
1	7/1/73	1"=1'-0"	3-228	1

REV. 1 — DESCRIPTION — REV. PER APPL. DWG.

ALLOY FABRICATORS, INC.

CHATTANOOGA, TENN.

CUSTOMER: DIAMOND SHAMROCK CORPORATION, CHARLOTTE, N.C.

DWG. TITLE: 6,000 GALLON STEARATES STORAGE TANKS

DIETZGEN 1984