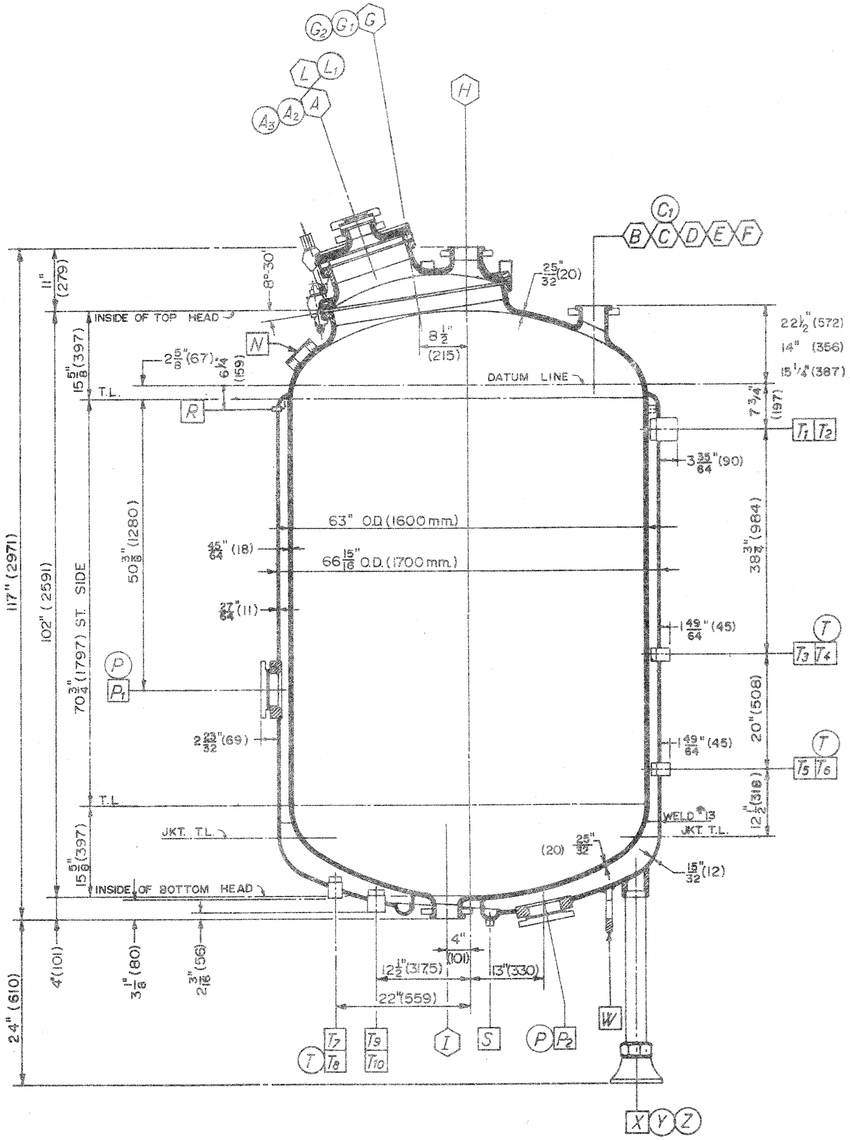

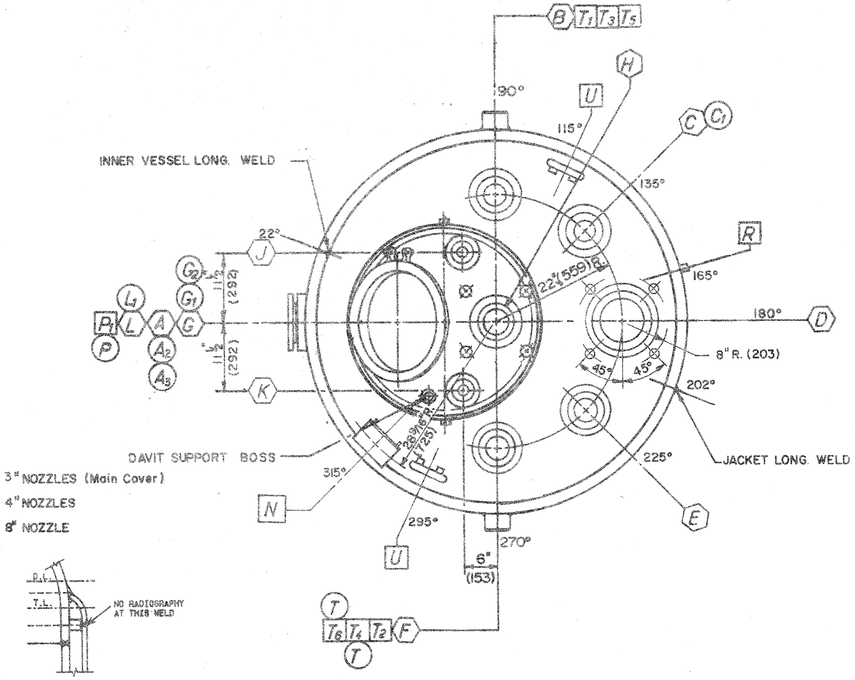

TOP VIEW (TRUE ORIENTATION)

BOTTOM VIEW (TRUE ORIENTATION)

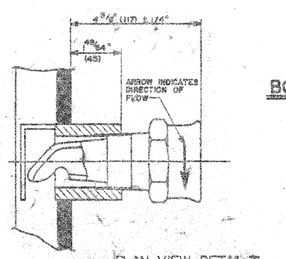

PLAN VIEW-DETAIL-T
1-1/2" JKT. CPLG. w/AGIT. NOZZLE.

MARK	SIZE	SERVICE
		NOZZLE SCHEDULE
A	14"x18"	MANWAY w/ COVER & SIGHT GLASS
B	4"	
C	4"	SIGHT GLASS
D	8"	
E	4"	
F	4"	
G	30"	MAIN OPENING
H	4 5/8"	AGITATOR NOZZLE
I	4"	BOTTOM OUTLET
J	3"	
K	3"	
L	4"	SIGHT GLASS
		JACKET CONNECTIONS & ATTACHMENTS
N	–	NAMEPLATE SUPPORT BRACKET
P_{1-2}	5 3/4"	CLEANOUT PORT
R	½"-3000#	JACKET VENT
S	¾"-3000#	DIAPHRAGM VENT
T_{1-2}	3"-3000#	JACKET CPLG
T_{3-8}	1½"-3000#	JACKET CPLG
T_{9-10}	2"-3000#	JACKET CPLG
U	—	(2) LIFTING LUGS (TOP HEAD)
W	—	(2) GUIDING LUGS (BOTTOM HEAD)
X	3"	(4) LEG CPLGS
		ACCESSORIES
A_2	14"x18"	MANWAY COVER (Clamped)
A_3	7/8"	(12) M CLAMPS w/ RET. RING & CAP NUTS
C_1	4"	SIGHT GLASS ASSEMBLY
G_1	30"	MAIN COVER (Clamped)
G_2	3/4"	(32) CLAMPS w/ RET. RING & NUT COVERS
L_1	4"	SIGHT GLASS ASSEMBLY
P	4"-300#	CLEAN OUT PORT FLANGE
T	1½"-3000#	(3) AGIT. NOZZ. PER DETAIL-T
Y	3"	(4) PIPE LEGS (SCH. 40)
Z	3"	(4) SELF LEVELING FEET

GENERAL NOTES

1- BOLT CIRCLE & O.D. OF ALL SPLIT LOOSE FLANGES IN ACCORDANCE WITH ANSI B16.5 SERIES 150 PSI EXCEPT WHERE NOTED.
2- ALL DIMENSIONS ARE STEEL TO STEEL, AND ARE NOMINAL DUE TO HIGH TEMPERATURE FIRING.
3- DESIGNED AND CONSTRUCTED IN ACCORDANCE WITH ASME CODE, SEC. VIII, DIV. I, *1983 EDITION & 1983 ADDENDA.*
4- ELECTROSTATIC TEST 20,000 VOLTS AT FACTORY, 6,000 VOLTS IN FIELD.
5- ALL COUPLINGS CLASS 3000, NPT, SUPPLIED WITH STEEL PLUGS.
6- ALL NOZZLES SUPPLIED WITH SPLIT LOOSE FLANGE, EXCEPT WHERE NOTED.

MATERIAL OF CONSTRUCTION

VESSEL - SHELL AND HEADS	SA 285B
JACKET - SHELL AND HEADS	SA 285B
SEALER RING	SA 285B
DIAPHRAGM	SA 285B
CLEAN OUT PORTS	SA 516-60
COUPLINGS	SA 105
MAIN COVER	SA 285B
MANHOLE COVER	SA 516-60
NOZZLES	SA 181 CL-60
FLANGES	SA 181 CL-60 OR SA 516-60
BACK UP FLANGES/BLIND FLG'S.	SA 105/SA 285B
CLAMPS	SA 449
GASKETS	AF II-PTFE ENVELOPE w/COMPRESSIBLE CORRUGATED METAL INSERTS
GLASS	NO. 3009, BLUE, ACID/ALKALI/IMPACT ABRASION/THERMAL SHOCK RESISTANT.
PLUGS	*PLUG FREE*
PAINT	PRIMER: ZINC-RICH EPOXY BOUND. FINISH: GREY, EPOXY ENAMEL
PIPE LEGS	SA 53E Gr.B
LIFTING LUGS	SA 285 B
CLEAN OUT PORT STUDS	SA-193-B8 CL.1
BOLTS (when req'd.)	SA-193-B7
NUTS	SA-194-2H

SPECIFICATIONS	VESSEL	JACKET
DESIGN PRESSURE (psig)	100 psig @ F.V.	90 or 90 w/inf. F.V.
DESIGN TEMPERATURE	500° F. 260° C.	500° F. 206° C.
MIN. DESIGN TEMPERATURE	−20°F −29°C	−20°F −29°C
TEST PRESSURE	150 psig 10.3 bars	135 psig 9.3 bars
CORROSION ALLOW	NONE	NONE
RADIOGRAPH	SPOT	SPOT
HEAT TREATMENT	YES	NO
ASME STAMP & N.B. REG.	YES	YES
VOL: EACH HEAD	129.4 gal. 490 L.	——
VOL: PER INCH ST. SIDE	12.78 gal. 48.3 L.	——
VOL: TOTAL	1163 gal. 4402 L.	162 gal. 613 L.
WEIGHT-EMPTY	8300 lbs.	3765 kg.
WEIGHT-FLOODED W/ H_2O	20990 lbs	9521 Kg.
JACKETED HEATING AREA	——	127.34 sq.ft

REV.	DESCRIPTION	ENGR.	DATE	BY
NONE	ISSUED CERTIFIED FINAL	DS	2/17/95	MJ

NOTICE: THESE PAPERS CONTAIN CONFIDENTIAL MATTERS WHICH ARE THE EXCLUSIVE PROPERTY OF De Dietrich (USA), Inc. NO EXTRACTS THEREFROM OR ANY USE OR DISCLOSURE THEREOF MAY BE MADE EXCEPT UPON PROPER AUTHORIZATION IN WRITING AND FOR THE SOLE BENEFIT OF THE CORPORATION.

De Dietrich
De Dietrich (USA), Inc. Union, NJ 07083

DE DIETRICH SA-1000 GALLON JACKETED (BASE) GLASS LINED REACTOR

CUSTOMER: SANDOZ AGRO INC. **CERTIFIED FINAL**
P.O.# 844917
FEB 22 1995
CONSIGNEE:
ENGINEERS:
S/N 32963

CUST. REF. DWG. / SPEC. NO.				QUANTITY ONE
	INT.	DATE	D.D.Z. S.O.#	TAG NO.(S) C-208
DWG. BY	MJ	2-17-95	D.D.U. SA# 49127-JH	
APPROVED	DS	2/17/95	D.D.Z. DWG. SA-1000-K	DWG. NO. D-9091
RELEASED			SCALE NONE	

DICAMBA BANVEL C-208