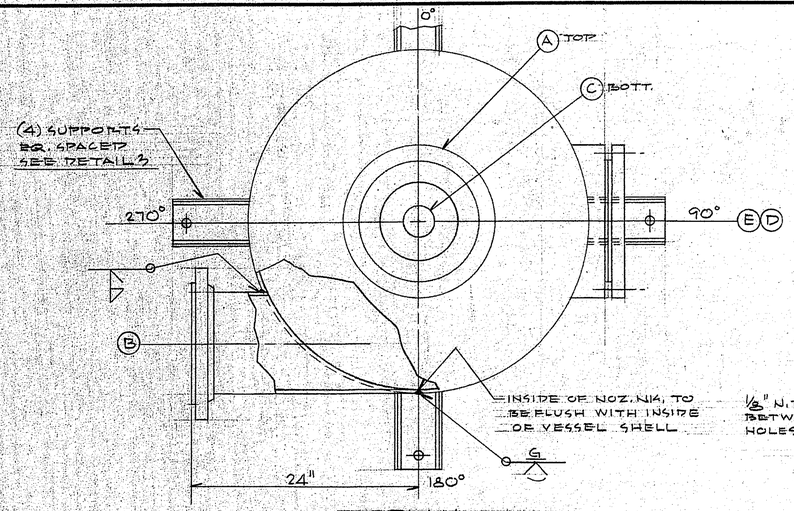

PLAN

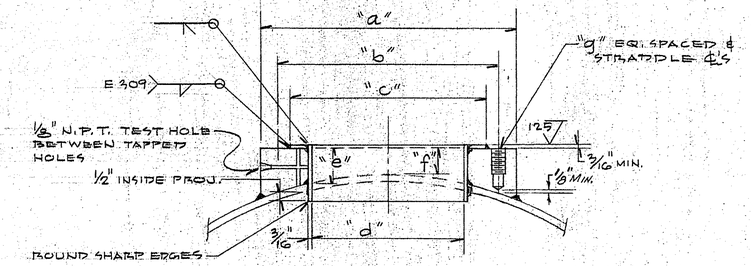

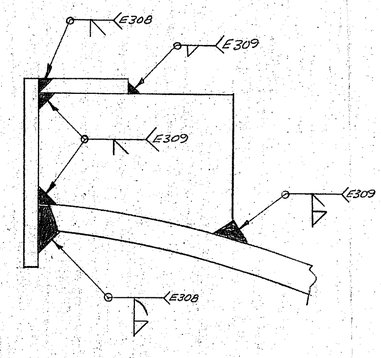

NOZ.	SIZE	a	b	c	d	e	f	g
E	8"	13½"	11¾"	10⅝"	8"	—	1⅜"	(8) ¾"-10 UNC × 1⅛" DP.
A	10"	16"	14¼"	12¾"	10"	1⅝"	—	(12) ⅞"-9 UNC × 1⅜" DP.

DETAIL 4

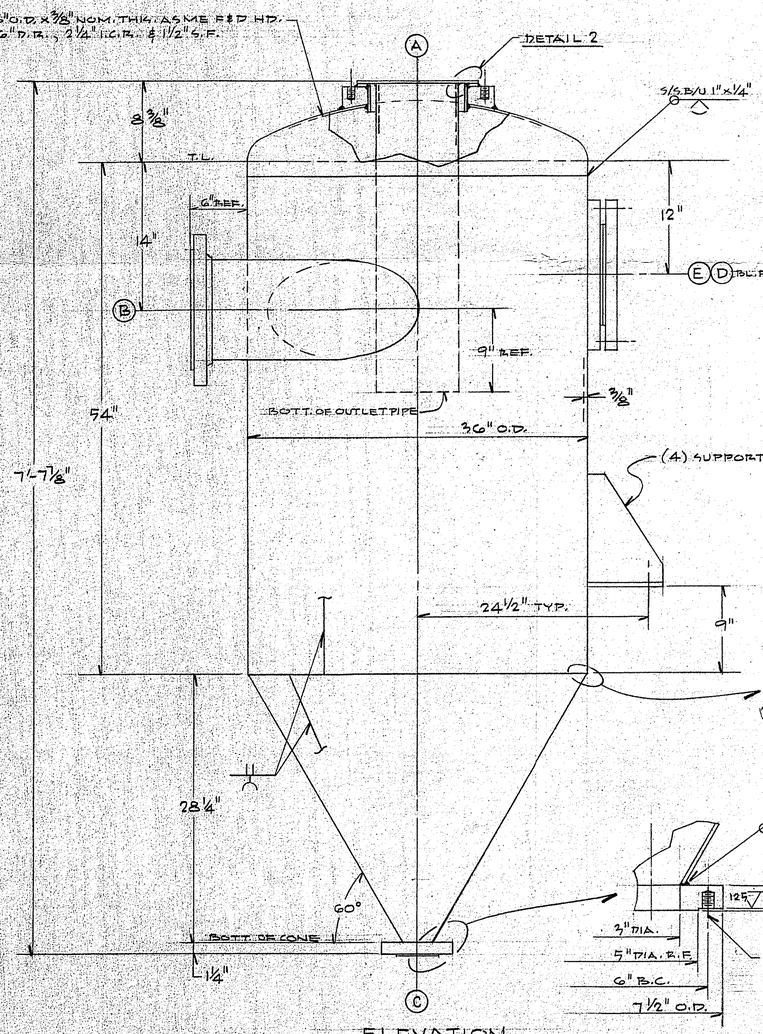

ELEVATION

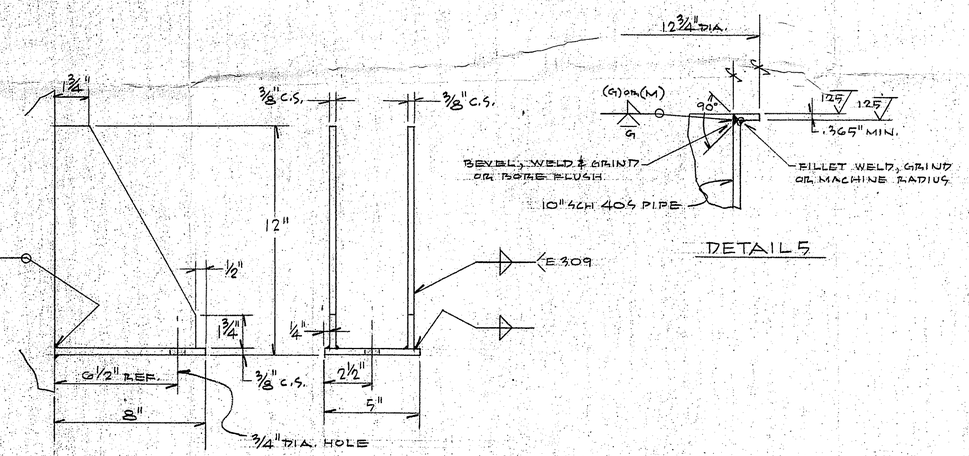

DETAIL 3
4 REQ'D

DETAIL 5

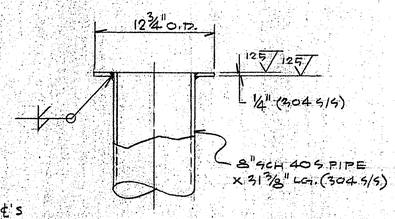

DETAIL 2
REMOVABLE OUTLET PIPE FOR NOZ. A

NOZZLE SCHEDULE

MK.	SIZE	SCH	RATING & TYPE	REMARKS
A	10"	—	S/S LINED STUDDING NOZ.	SEE DET. 4
B	10"	40S	150# L.J. FLG. & L.J. STUB END	SEE DET. 5
C	3"	—	SPECIAL FLG.	SEE ENLARGED DET.
D	8"	—	150# 304 S/S BLIND FLG. R.F.	SEE ELEV.
E	8"	—	S/S LINED STUDDING NOZ.	SEE DET. 4

DESIGN DATA

1. DESIGN PRESSURE & TEMP. = 100 PSIG @ 300°F
2. CORROSION ALLOWANCE = 0"

CONSTRUCTION NOTES

1. VESSEL TO BE DESIGNED & CONSTRUCTED PER THE 1971 ASME CODE, SECTION VIII, DIV. 1 & 60 STAMPED.
2. MATERIAL:
   - HD., SH. & CONE – SA 240 TP304
   - NOZ. N14, – SA 312 TP 304
   - PAD LINERS – SA 240 TP 304
   - FLG. (L.J.) – SA 181 GR. I
   - FLG. (NOZ. C) – SA 240 TP 304
   - STUDDING PAD – SA 285 GR. C
   - SUPPORTS – SA 285 GR. C
   - GASKET – 304 S/S FLEXITALLIC TYPE "CG"
   - TEST GASKET – 1/16" THK. JM 60
   - BOLTS – SA 193 GR. B7 (CAD. PLATED)
   - NUTS – SA 194 GR. 2H (CAD. PLATED)
   - WELD MET – S/S TO S/S E308
     - C.S. TO S/S E309
     - C.S. TO C.S. E7010
3. FLG. FACE FINISH = 125 AA
4. SPOT X-RAY REQ'D
5. TEST = 170 PSIG HYDRO. HOLD TWO HRS.
6. NAME PLATE TO BE MOUNTED ON A STANDOFF 2" FROM SHELL.
7. ALL CARBON ST'L PARTS ONLY TO BE CLEANED OF DUST, DIRT, OIL, GREASE, EXCESS RUST & LOOSE MILL SCALE BY THE USE OF SOLVENTS. SANDBLAST TO PRODUCE A CLEAN SURFACE & PRIME WITH AT LEAST ONE COAT OF INORGANIC ZINC MATERIAL. DRY FILM THICKNESS, AT ANY POINT, SHALL NOT BE LESS THAN 2.5 MILS (0.0025 INCH). S/S EXT. SURFACES PAINTED FOR A DISTANCE OF 6" FROM ATTACHED CARBON STEEL TO PREVENT RAPID GALVANIC CORROSION OF THE C.S.
8. VESSEL TO BE THOROUGHLY CLEANED INSIDE & OUTSIDE & SHALL BE FREE FROM GREASE, ALL MARKING COMPOUNDS, WELD SPATTER, SCALE, SLAG & ANY OTHER FOREIGN MATTER.
9. ALL OPENINGS SHALL BE CLOSED WITH SOFT RUBBER GASKETS & METAL SHIPPING COVERS.
10. CAPACITY = 235 GALS.
11. WEIGHTS – EMPTY = 1460 LBS.
    FULL OF WATER = 3860 LBS.
12. ONE VESSEL REQ'D

MAWP 100 PSI AT 300°F
1973
NAT. BD. NO. 18
INDUSTRIAL ALLOY FABRICATORS, INC.
RICHMOND, VIRGINIA
SERIAL NO. 23653-1
P.O. NO. 026-57171 PROJ. NO.
EQUIP. NO. S-6509-5 ISSP
SA 240 T 304

DETAIL OF NAME ℄.
MAT'L - SERIES 300 S/S

REFERENCE
HERCULES, INC. P.O.# 026-57171
ITEM # S-6509-5
DWG. # 026 2047 52002 4WE 0

VENDOR PRINT FILE	43854	DATE	2-8-73
SHEET	1	EQUIPMENT NOS.	S-6509-5
PROJECT & ACCOUNT NOS.	026057		
PURCHASE ORDER NO.	336-026-57171		
PLANT	HANOVER		
REVIEWED - DRAFTING DESIGN			
APPROVED ENGINEER	H. G. Schober		

HER-214624

MARK	REVISION DESCRIPTION	BY	DATE
A	PER CUST'S. APP. PRINT	TB	2 FEB 73

INDUSTRIAL ALLOY FABRICATORS, INC.
RICHMOND, VIRGINIA 23222

CRYSTALIZER VENT SEPARATOR
FOR: HERCULES, INC.

JOB NO. 23653-1 | BY TB | SCALE 1½" = 1'-0" | DATE 4 JAN 73 | D-906 A

103905

BRUNING 40-105 17484