# VESSEL SPECIFICATIONS

| | | | |
|---|---|---|---|
| GENERAL | 1 | PLANT: WILMINGTON, N.C. | EQUIP. NAME: STRIPPED CONDENSATE RECEIVER |
| | 2 | AREA: NO. | EQUIP. NO: T-201-3 & T-2201-3 |
| | 3 | BLDG: ESTERFICATION NO. | NO. UNITS: TWO |
| | 4 | ORDER: VENDOR: | B.P.F. NO. |
| | 5 | MAT'L IN VESSEL: CONDENSATE | WT. 8.34 lb/GAL. |
| | 6 | CAPACITY OPERATING: GALS. DESIGN 1,000 GALS. TOTAL VOL. 1,250 GALS. | |
| | 7 | AGITATION: NONE | |
| | 8 | USE: STRIPPED CONDENSATE REC. HORIZONTAL: YES VERTICAL: NO | |
| | 9 | HEATED: YES COOLED: NO JACKET: NO COIL: YES OTHER: NONE | |
| | 10 | PRESSURE & TEMP. SHELL: COIL: | |
| | 11 | DESIGN: 5 PSIG AT: 100°F 160 PSIG AT: 370°F | |
| | 12 | OPERATING: 0 PSIG AT: 100°F 150 PSIG AT: 365°F | |
| | 13 | TEST HYDROSTATIC: 10 PSIG HOLD 2 HOURS 240 PSIG HOLD 2 HOURS | |
| | 14 | CORROSION ALLOWANCE: NONE | |
| | 15 | CONSTRUCTION CODE: SCS-3T1 STAMPING: NO | |
| | 16 | INSPECTION REQUIRED: YES NATIONAL BOARD: NO OTHER: VENDOR | |
| | 17 | X RAY INSPECTION: NO FILM INSPECTION: NO NATIONAL BOARD: NO | |
| | 18 | THERMAL TREATMENT: NO | |
| | 19 | PASSIVATION INSIDE: NO OUTSIDE: NO | |
| | 20 | CLEANING: SCS-3T1 PAINTING: SCS-3T1 - CARBON STEEL PARTS ONE DROP COAT OF RED LEAD PARLON PAINT | |
| | 21 | WEIGHTS EMPTY: 2,050 LBS. FILLED W/WATER: 12,500 LBS. EXTERNAL LOADING: 0 LBS. | |
| | 22 | FILLED W/ CONTENTS: LBS. TOTAL MAX. LOAD: 12,500 LBS. | |
| SHELL | 23 | MATERIAL: S.S. ASME - SA240 - TYPE 316 | |
| | 24 | DIAMETER: 54" O.D. THICKNESS: 3/16" LENGTH STRAIGHT SHELL: 10'-0" | |
| | 25 | SEAMS WELDED: HELIARC JOINT TYPE: DOUBLE BUTT EFFICIENCY: — | |
| HEAD | 26 | LEFT END | RIGHT END |
| | 27 | MATERIAL: S.S. A.S.M.E. SA-240 - TYPE 316 | S.S. ASME SA-240 TYPE 316 |
| | 28 | TYPE: STD. FLG. & DISHED - 1½" S.F. | STD. FLG. & DISHED 1½" S.F. |
| | 29 | BUTTED OR WELDED: HELIARC | HELIARC |
| | 30 | THICKNESS: 3/16" NOM. | 3/16" NOM. |
| | 31 | MATERIAL: S.S. ASME SA-312 TYPE 316 THICKNESS: SEE NOTE * | |
| NOZZLES | 32 | TYPE: L.J. STUB ENDS & PIPE WITH 150# F.S. LAP JOINT AMER. STD. FLAG. | |
| | 33 | MANHOLE: YES 3/16 THK WALL | |
| GASKETS | 34 | FOR TESTS: 1/8" U.M. #60 | |
| | 35 | FOR COMPLETED CONNS. SUPPLY NEW: FLEXITALLIC - STYLE "D" (See note 3) | |
| JACKETS | 36 | MATERIAL: DIA. THICKNESS | |
| | 37 | TYPE HEAD: THICKNESS | |
| COILS | 38 | | |
| | 39 | MATERIAL: S.S. ASME SA-312 T. 316 PIPE DIA: 1" INCH THICKNESS: SCH. 10S | |
| | 40 | TYPE: LIN. FT. 22" SQ. FT. SURFACE: 8 | |
| | 41 | | |
| SUPPORTS | 42 | LUGS: 4 LEGS: NO SKIRT: NO SADDLES: OTHER: NONE | |
| | 43 | INTERIOR: EXTERIOR: SCS-3T1 | |
| BOLTING | 44 | BOLTS OR BOLT STUDS: | |
| | 45 | MATERIAL: | |
| | 46 | NUTS: TYPE & MAT'L: THICKNESS | |
| MISC. | 47 | INSULATION: NONE | |
| | 48 | ALL GASKET SURFACES TO HAVE COMMERCIAL PHONOGRAPHIC SERRATED FINISH | |

## NOZZLE DATA

| NOZZLE | SIZE | USE | DWG. NO. |
|---|---|---|---|
| A | 1½" | LIQ. OUTLET | SECT. A-A |
| B | 4" | LIQ. INLET | 1412-WS |
| C | 4" | LIQ. INLET | 1412-WS |
| ▲ D | 4" | LIQ. LEVEL | 1412-WS |
| E | 4" | LIQ. INLET | 1412-WS |
| F | 4" | VENT | 1412-WS |
| ● O | 18" | MANHOLE | SES-4MIJ |
| | | | |
| J | 3" | LIQ. INLET | 1412-WS |
| K | ½" | LIQ. INLET | 1412-WS |
| | | | |
| N | 1" | STM. COIL OUTLET | SEE ELEV. |
| P | 1" | STM. COIL INLET | SEE ELEV. |
| | | | |
| | | | |
| | | | |

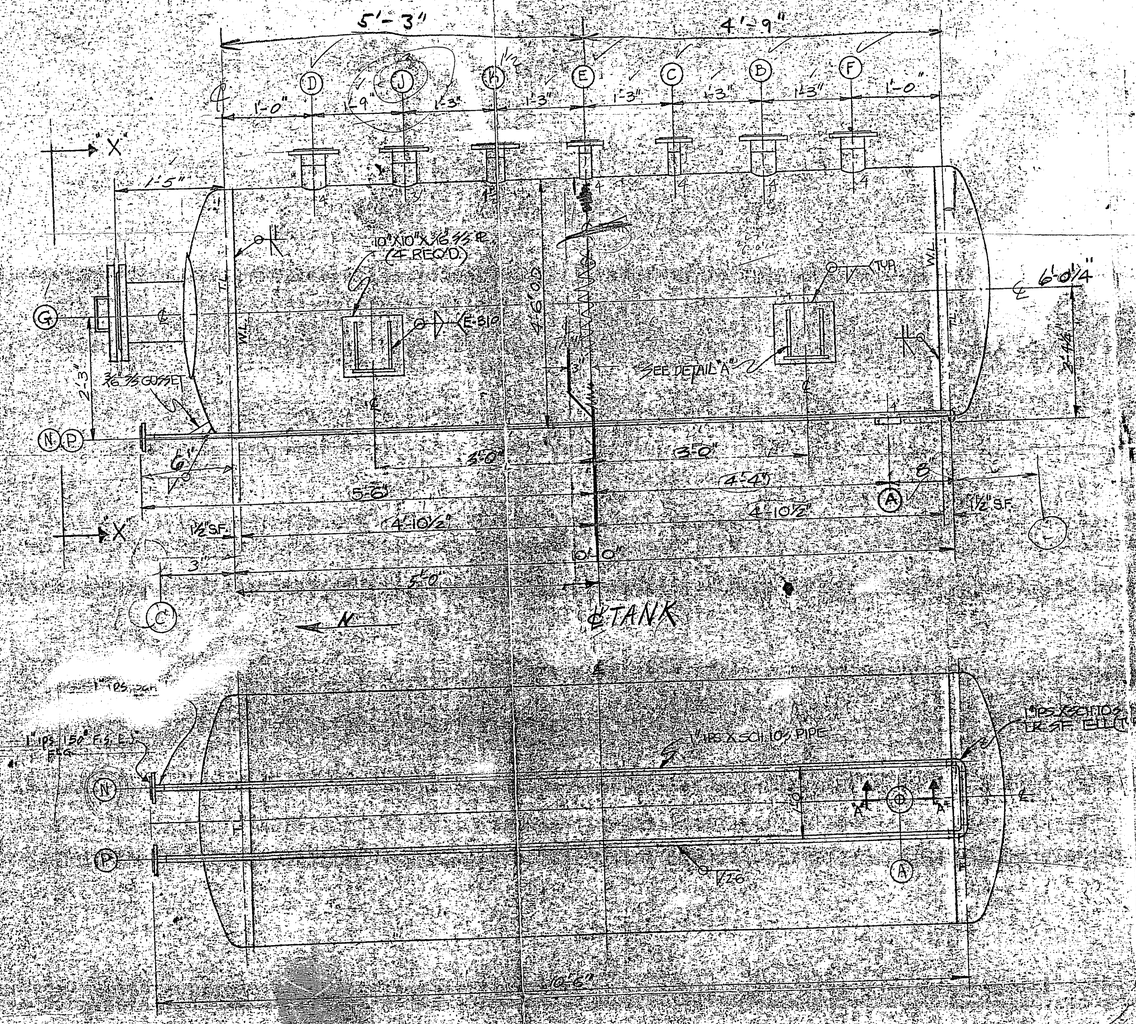


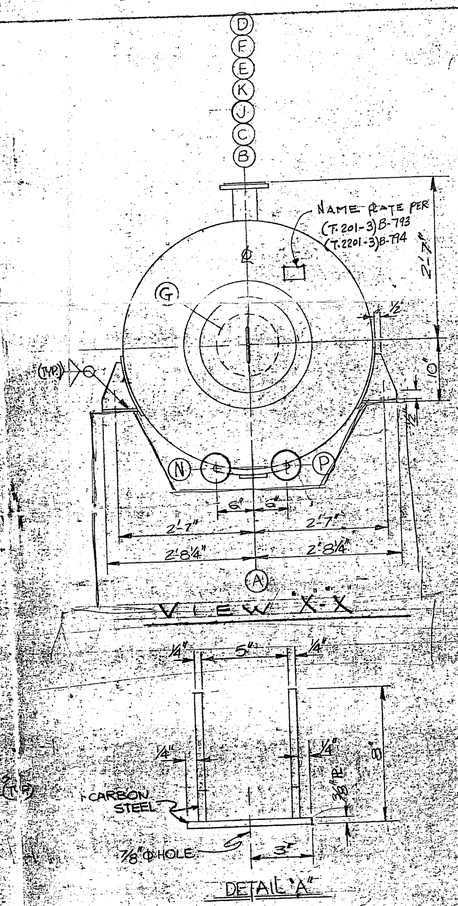








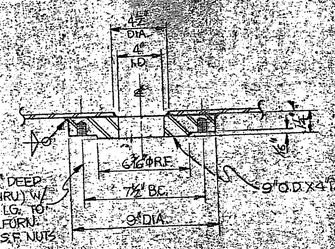


SECTION A-A

NOTE *
1. NOZZLES 1½" THRU 3" TO BE SCH. 80S
2. NOZZLES 3½" AND ABOVE TO BE SCH. 40S

▲ WITH FLOAT GUIDE PER SES-4HS1G/B (SHIP LOOSE)
● WITH DAVIT PER SES-4DIG

3 ea. MANHOLE GASKET TO BE 1/8 THK TEFLON SHEET 17-1/8" I.D. x 21" O.D.

RELEASED FOR CONSTRUCTION
BY AJD DATE 8-14-67

FILE COPY
MUST BE RETURNED TO VAULT

TWO REQ'D.
TAG ONE: T-201-3
TAG ONE: T-2201-3

REF. DWG.: 026-2001-52030-4WE-0

| | | | |
|---|---|---|---|
| B.P.F. NO. 37353 | DATE 3/7/67 | | |
| SHEET 1 | APPARATUS NO. | T-201-3 | |
| | | T-2201-3 | |
| PROJECT & ACCOUNT 2600I | | 2001 | |
| | | 2014 | |
| ORDER NO. 336-026-01117 | | | |
| PLANT MANOVER - WILM., N.C. | | | |
| APPROVED H. L. Atkinson | | | |

BRISTOL METAL PRODUCTS CORP.
BRISTOL TENNESSEE

DETAIL OF: STRIPPED CONDENSATE RECIEVERS
CUSTOMER: Hercules Inc. PO 336-026-01117-01-000-FCD
SUBMITTED BY: DATE
APPROVED BY: ALBERT DATE 1-10-67 CUST. APPR. DATE 1-10-67
REVISION: SCALE: NONE
WORK ORDER: 12454-WWP DRAWING NO. D-1

Remove to 4 psi

# 103575/