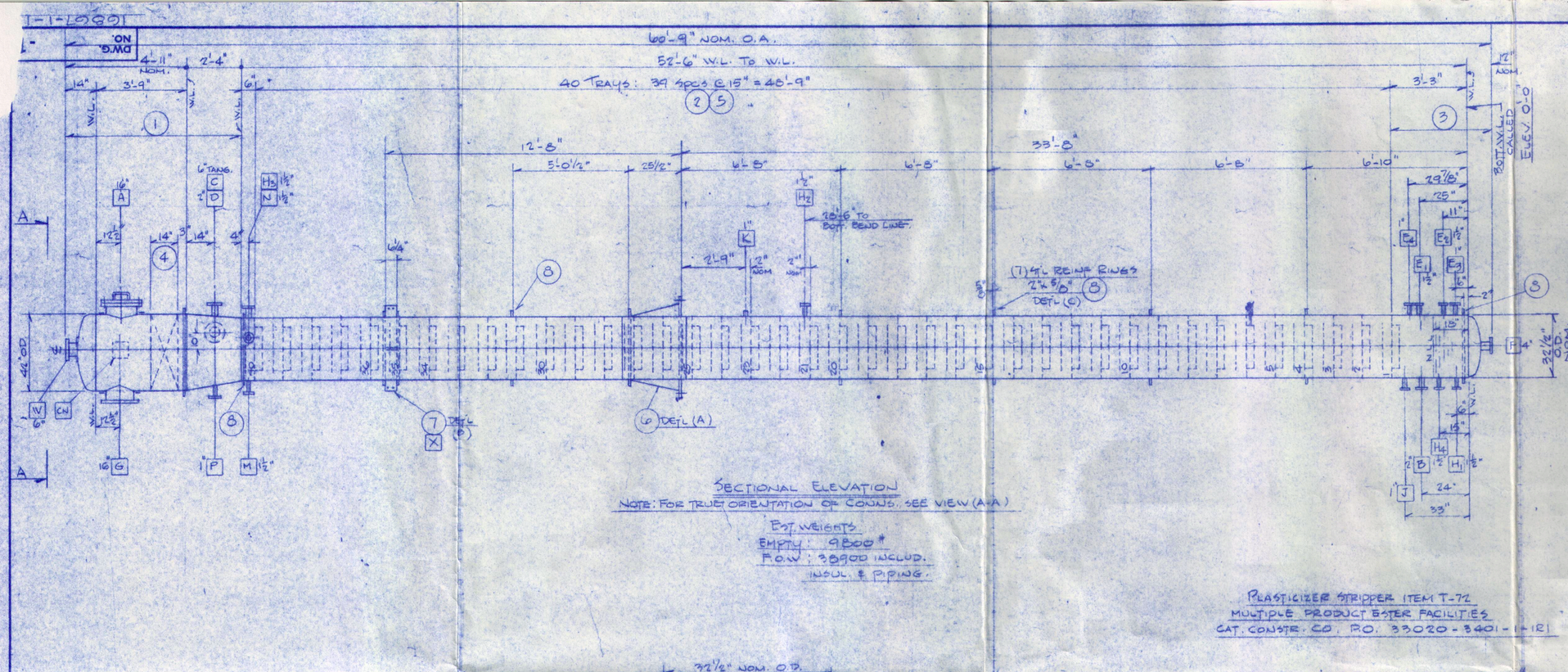

SECTIONAL ELEVATION

NOTE: FOR TRUE ORIENTATION OF CONNS., SEE VIEW (A-A)

EST. WEIGHTS
EMPTY: 9800#
FLOW: 38900 INCLUD. INSUL. & PIPING.

PLASTICIZER STRIPPER ITEM T-72
MULTIPLE PRODUCT ESTER FACILITIES
CAT. CONSTR. CO. P.O. 33020-3401-1-1R1

PARTS LIST

ITEM	QTY	MATL	DESCRIPTION	REMARKS
1	1	S/S 304	VAPOR SECTION	
2	1	S/S 304	TRAY SECTION WITH 40 TRAYS	
3	1	S/S 304	BASE SECTION	
4	1	S/S 304	DEMISTER .011" WIRE, DENSITY 12#/CF.	WITH TOP & BOTT. GRIDS
5	40	S/S 304	TRAYS	
6	1	STL	SUPPT SKIRT	DETL (A)
7	2	STL	GUIDE BRACE ASSEMBLY	DETL (B)
8	7	STL	VAC. REINF. RINGS – DETL (C)	AISI 1020 OR EQ.
9				
14	1	S/S	ARTISAN NAMEPL DWG 15657-4	ON CONSOLE 4th PORT
15	1	S/S	CODE NAMEPL DWG 15701-4	

APPROVED FOR LAYOUT ONLY
CATALYTIC CONSTRUCTION CO.
Date JUL 9 1970
Signed ORIGINAL SIGNED BY W. DONALDSON
Engineering Department
All details and dimensions are to be the responsibility of the vendor. Proceed with fabrication only after approval. Approval does not relieve vendor of the obligations to meet specifications and all other terms and conditions of the subcontract or purchase order.

E_4	1"	150# USAS	LEVEL GA.	21½"	2'-5⅜"
E_3	1"	150# USAS	LEVEL GA.	21½"	0'-0"
K	1"	NPTI	INLET	—	30'-11"
H_4	1½"	150# USAS	TEMP. CONN. (TE-82D)	21½"	1'-3"
W	6"	150# USAS	RUPTURE DISC (PSD-121)	SEE DWG	ON ℄ TOP HEAD
X			GUIDE LUGS - (4) @ 90°		SEE DWG.
CN			BRKT FOR CODE & ARTISAN NAMEPL'S		SEE DWG.
P	1"	150# USAS	PRESS. TAP (PT-97)	24"	53'-8"
N	1½"	150# USAS	SPARE	21½"	52'-2"
M	1½"	150# USAS	SPARE	21½"	52'-2"
J	1"	150# USAS	PRESS TAP (PT-110)	21½"	2'-9"
H_3	1½"	150# USAS	TEMP CONN. (TE-111-1)	21½"	52'-2"
H_2	1½"	150# USAS	TEMP. CONN. (TE-111-2)	21½"	28'-5"
H_1	1½"	150# USAS	TEMP. CONN. (TE-111-3)	21½"	0'-6"
G	16"	150# USAS	VAPOR OUTLET	26½"	57'-6½"
F	4"	150# USAS	PRODUCT OUT	ON ℄	(*) 1'-0" W.L. TO FACE
E_2	1½"	150# USAS	LEVEL CONTROL	21½"	0'-11"
E_1	1½"	150# USAS	LEVEL CONTROL	21½"	2'-1"
D	2"	150# USAS	OVERFLOW	24"	53'-8"
C	6"	150# USAS	TANGL FEED INLET	25"	53'-8"
B	2"	150# USAS	STR. STEAM INLET	21½"	2'-0"
A	16"	150# USAS	MANWAY	26½"	57'-6½"
MARK	SIZE	TYPE	SERVICE	℄ VESSEL TO FACE	* ELEVATION TO ℄ CONN.

SCHEDULE OF CONNS.

* BOTT. W.L. CALLED 0'-0"

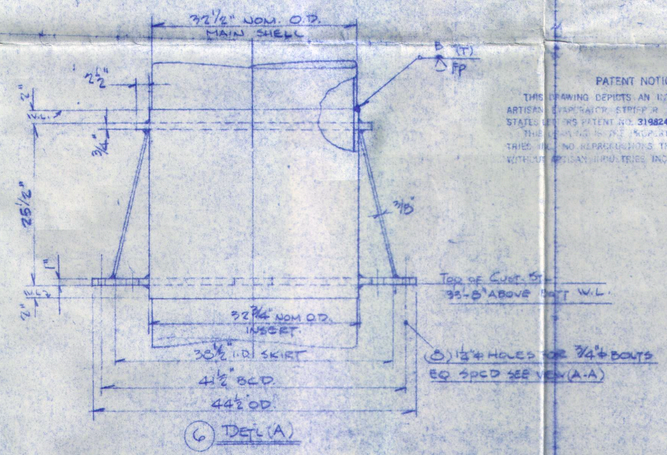

(6) DETL (A)

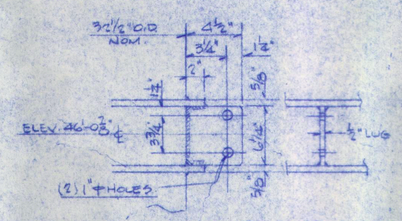

(7) DETL (B)
(X) (4) LUGS REQ'D EA. ASSEMBLY, 90° APART.

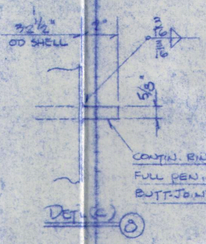

DETL (C) (8)

PATENT NOTICE
THIS DRAWING DEPICTS AN INTEGRAL PART OF THE ARTISAN VAPORSAVER® SYSTEM COVERED BY UNITED STATES PATENTS NO. 3198241
THIS DRAWING IS THE PROPERTY OF ARTISAN INDUSTRIES INC. NO REPRODUCTIONS THEREOF MAY BE MADE WITHOUT ARTISAN INDUSTRIES INC'S WRITTEN CONSENT.

NAT'L BOARD	476
MAX WP SHELL	VAC. TO 30 PSIG
TEMP SHELL	450 °F
SERIAL Nº	46417
YEAR BUILT	1970

U, DIV 1, V
ARTISAN INDUSTRIES INC. WALTHAM MASS.

(CN) (15) CODE NAMEPLATE

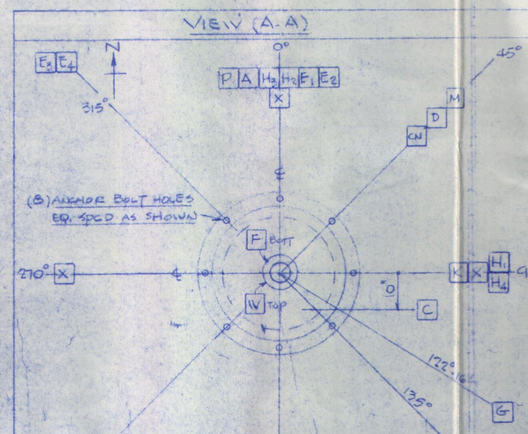

GENERAL NOTES:

DESIGN: VAC/30 PSIG @ 450°F
CONSTRUCTION: FUSION WELD ASME SECT VIII DIV. 1
RADIOGRAPH: SPOT X-RAY JOINT EFF. 85%
HEAT-TREATMENT: NONE CORROS. ALLOW.: 0
PAINT: STL SURF. ONLY (1) COAT SHOP PRIMER
FINISH: AS WELDED
HYDRO TEST: 55 PSIG IN HORIZ. POSITION ONLY.
MILL TEST REPTS REQD FOR MAIN PRESSURE PARTS.
INSPECTION & STAMPING: ASME & NAT'L BD. BY INSPECTOR WITH IRENVA COMMISSION
REMARKS:

V.P. 33020-3401-1-1R1 & 5

4T

ISSUE	REVISION	BY	DATE
S.4	REVISED "V.P." NUMBER	TT	5-1-70
S.3	REVISED ORIENTATIONS VIEW A-A	TT	4-20-70
S.2	CONN'S WAS 16" (10 SCH. CONN'S) NOM. DIA. WAS 1½" ADDED EL. 1'-5" TO SCH. CONN'S FOR H_4	TT	2-12-70
S.1	REVISED PER CUSTOMER	TT	1-28-70
P.1	PRELIM FOR ORDER & MAT'L ONLY	TT	12-10-69

ARTISAN INDUSTRIES INC.
WALTHAM, MASS.

T-72 PLASTICIZER STRIPPER
40 TRAY ES-22-40
U.S.S. CHEMICALS.

D'WN. BY TT	DATE 12-10-69	LIMITS ON DIMENSIONS UNLESS OTHERWISE SPECIFIED	FRAC. ± DEC. ± ANG. ±
CH'KD. BY	DATE		
APPR'D. BY	DATE	ISSUE	
SCALE	REFER	S-4	DW'G. NO. 16867-1-1

46417 JOB NO.

THIS DRAWING AND THE DESIGN OR DESIGNS DEPICTED THEREIN ARE THE EXCLUSIVE PROPERTY OF ARTISAN INDUSTRIES INC. [redacted] IT MAY NOT BE REPRODUCED, COPIED OR UTILIZED WITHOUT THE WRITTEN PERMISSION OF SAID ARTISAN INDUSTRIES INC. [redacted]

220093_General Arrangement
25-30-5383